



Alaska Geologic Materials Center 2011 Inventory Statistics

Total Inventory

Table 1: GMC Materials Distribution

Materials	Count	Type	Vol. (ft ³) ²
Oil and gas	58,006	boxes	42,836
Hard-rock	22,485	boxes	18,162
BLM	131,770	boxes/samples	5,702
Surface	5,510	boxes	4,558
DGGS	4,875	boxes	4,050
Processed	191,663	slides	682
Seismic	366	boxes	557
Non-geologic		misc.	513
Total storage volume²			77,060

Total shelf capacity*: 153,600 cubic feet
 Total shelf volume¹: 117,100 cubic feet
 Total storage volume²: 77,060 cubic feet

Materials Distribution by Volume

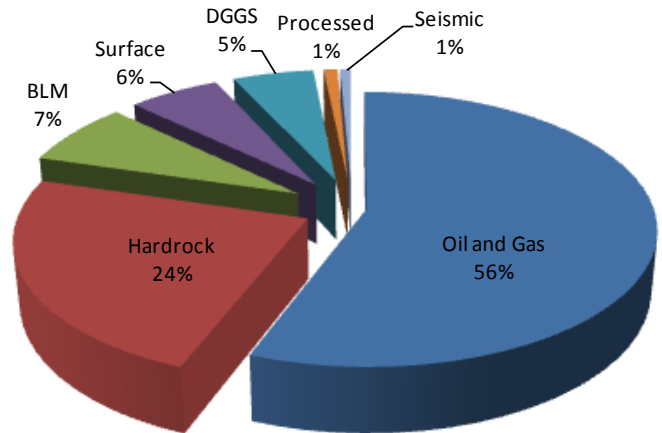


Figure 1: Pie chart showing percentages of material types archived at the GMC

Oil and Gas Material

Oil and gas inventory storage volume²: 42,836 cubic feet
 Core linear feet: 75,769 ft
 Core box count: 13,538 boxes
 Core storage volume²: 10,646 cubic feet (25% of total oil and gas volume)
 Non-core box count: 44,468 boxes
 Non-core oil and gas storage volume²: 32,190 cubic feet (75% of total oil and gas volume)

Table 2: Oil and gas material distribution

Material	Count [†]	Volume (ft ³) ²	% Boxes	% Vol.
Core	13,538	10,646	23.3	24.9
Misc. core	5,529	3,582	9.5	8.4
Dry cuts	10,279	6,154	17.7	14.4
Wet cuts	24,297	19,808	41.9	46.2
Misc.	4,363	2,646	7.5	6.2
Totals	58,006	42,836	100	100

Oil and Gas Materials Distribution by Volume

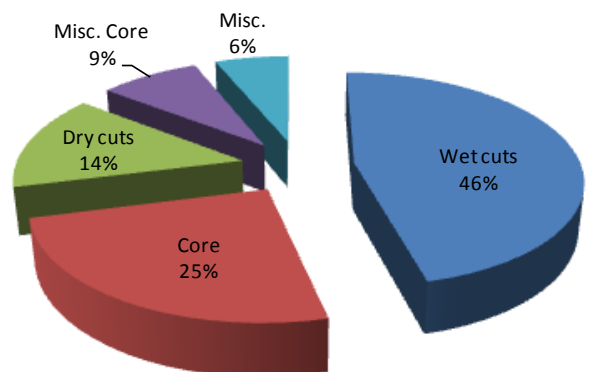


Figure 2: (Right) Pie chart showing percentages of oil and gas material types archived at the GMC

Hard-rock Material

Hard-rock inventory storage volume²: 18,162 cubic feet

Core linear feet: 252,014 ft

Core box count: 22,485 boxes

Core storage volume²: 15,928 cubic feet (87.7% of total hard-rock volume)

Non-core hard-rock storage volume²: 2,234 cubic feet (12.3% of total hard-rock volume)

Table 3: Hard-rock core box-distribution

Box Size [‡]	Count	Linear Feet	Volume (ft ³) ²	Box Size	% Boxes	% Footage	% Volume
NX	10,629	115,147.5	6,776.9	NX	47.3	45.7	42.6
BX	3,619	39,205.8	2,215.1	BX	16.1	15.6	13.9
MB	2,171	23,519.2	1,980.3	MB	9.7	9.3	12.4
HX	1,580	17,116.7	1,547.4	HX	7.0	6.8	9.7
AX	1,415	15,329.2	368.1	AX	6.3	6.1	2.3
All other	3,071	41,695.7	3,040.2		13.7	16.5	19.1
Totals	22,485	252,014.0	15,928.0		100.0	100.0	100.0

GMC staff has counted 21 other unique hard-rock box sizes (all other), which represent the remaining 14% of the boxes and 19% by volume.

Footnotes

- * includes occupied and empty shelf space, plus actual shelving components
- ¹ includes occupied shelf space, plus actual shelving components
- ² includes volume of boxes (materials) only
- [†] count type is boxes
- [‡] box dimensions (WHL, inches)
 - NX: 12.5 x 2.5 x 26
 - BX: 12 x 2.5 x 26
 - MB: Mixed box sizes, predominantly NX and BX
 - HX: 16 x 3 x 26
 - AX: 8.5 x 1.5 x 26

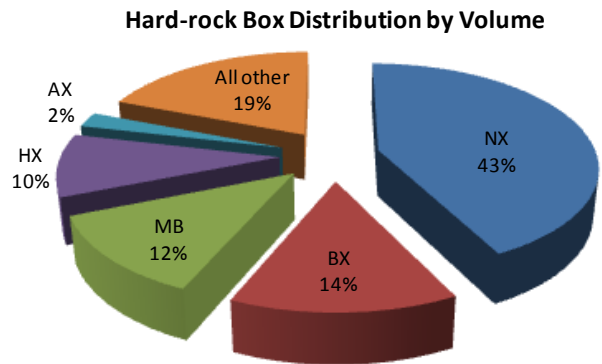


Figure 3: Pie chart showing percentages of hard-rock box types archived at the GMC

GMC Curator, Geologist IV
12-Sep 2011