Total organic carbon, rock-eval pyrolysis, and whole oil gas chromatograms of core from the Standard Alaska Production Co. Sag Delta 34633 No. 4 well (11,637 - 12,129') and from the Shell Oil Co. OCS Y-0197 (Tern No. 3) well (12,978 - 13,131').

Received 9 April 1990

Total of 4 pages in report

Depth	Conoco No.	Percent Extract in Rock by Weight	ROCK-EVAL PYROLYSIS Per-cent TOC	Tmax (°C)	S_1	S_2	S_3	S_4	PC	PI	S_2/S_3	HI	OI
SAG Delta No. 4 Well													
11,637	1300-22-11	-	1.02	418	6.73	2.78	1.05	2.4	0.78	0.71	2.65	273	103
11,637E	-11E	-	0.04	433	0	0.06	0.30	0.40	0	0	0.20	150	750
11,640-46	-1	0.91											
11,727-37	-2	1.16											
12,007-12	-3	1.76											
12,013(Sh)	-4	1.52											
12,014-22	-5	3.04											
12,023-37	-6	1.10											
12,038-43	-7	0.86											
12,091-105	-8	0.58											
12,117-128	-9	1.24											
12,129	-10	-	5.39	425	3.97	7.85	6.21	44.2	0.97	0.34	1.26	146	115
12,129E	-10E	-	3.35	428	0.44	5.68	0.86	28.5	0.50	0.07	6.60	170	26
Tern Island A-3 Well													
12,978-99	1300-28-1	3.27											
13,000-20	-2	3.05											
13,020	-5	-	4.39	436	11.57	14.68	0.93	22.4	2.15	0.44	15.78	334	21
13,020E	-5E	-	1.27	441	0.02	3.22	0.08	10.0	0.27	0.01	40.25	254	6
13,090-103	-3	3.33											
13,115-131	-4	5.59											

E = After solvent extraction
TOC = Total organic carbon = $\frac{0.82\ (S_1 + S_2) + S_4}{10}$
S_1 = Free hydrocarbons (mg/g)
S_2 = Pyrolyzable hydrocarbons (mg/g)
S_3 = Carbon dioxide
S_4 = Residual carbon (mgC/g)

Tmax = Pyrolysis temperature at top of S_2 peak
PC = Pyrolyzable carbon = $0.82\ (S_1 + S_2)/10$
PI = Production index = $S_1/S_1 + S_2$
HI = Hydrogen index = $100\ (S_2/TOC)$
OI = Oxygen index = $100\ (S_3/TOC)$

WHOLE OIL GAS CHROMATOGRAMS

SAG DELTA No. 4 Well

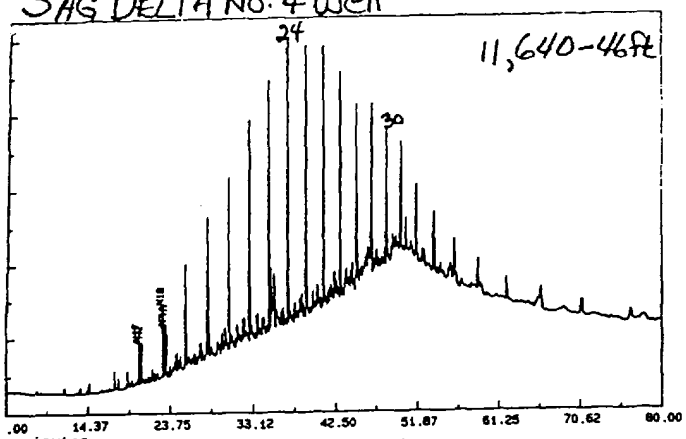

CHROMATOGRAM UNIT FOUR (
SAMPLE: E1300 22 1 INJECTED AT 11:31:20 ON NOV 14, 1989

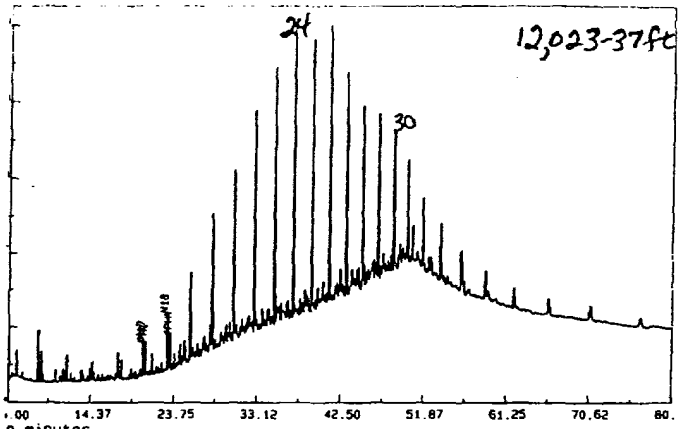

CHROMATOGRAM UNIT FOUR (
SAMPLE: E1300 22 6 INJECTED AT 18:36:07 ON NOV 14, 1989

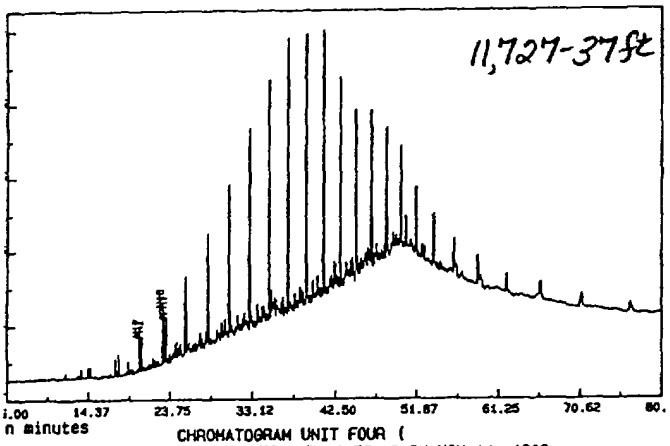

CHROMATOGRAM UNIT FOUR (
SAMPLE: E1300 22 2 INJECTED AT 12:56:19 ON NOV 14, 1989

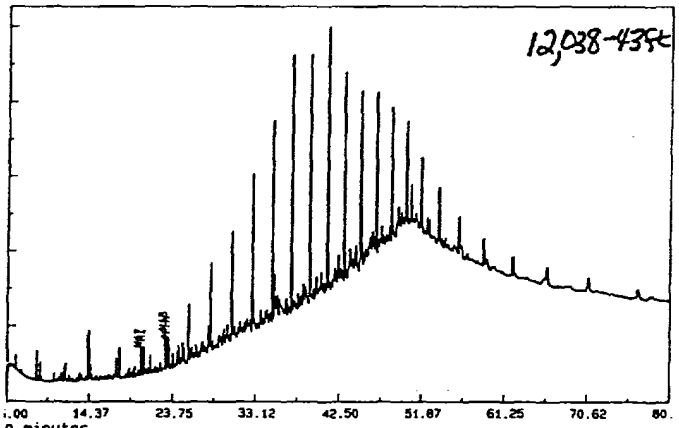

CHROMATOGRAM UNIT FOUR (
SAMPLE: E1300 22 7 INJECTED AT 20:01:02 ON NOV 14, 1989

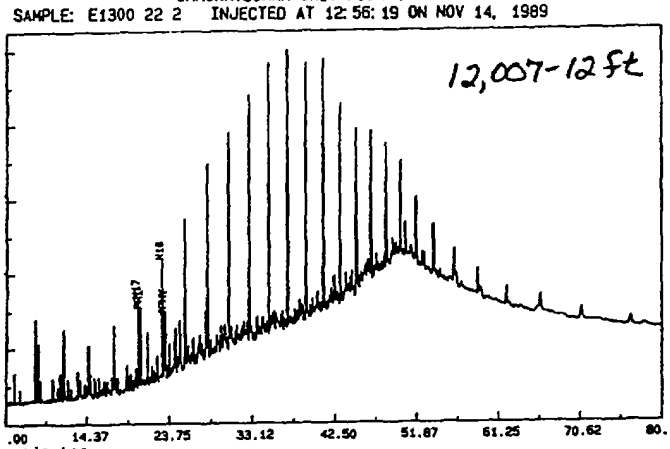

CHROMATOGRAM UNIT FOUR (
SAMPLE: E1300 22 3 INJECTED AT 14:21:16 ON NOV 14, 1989

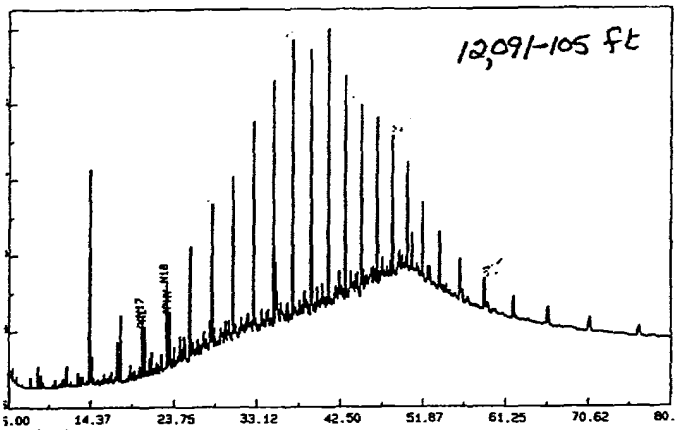

CHROMATOGRAM UNIT FOUR (
SAMPLE: E1300 22 8 INJECTED AT 21:25:56 ON NOV 14, 1989

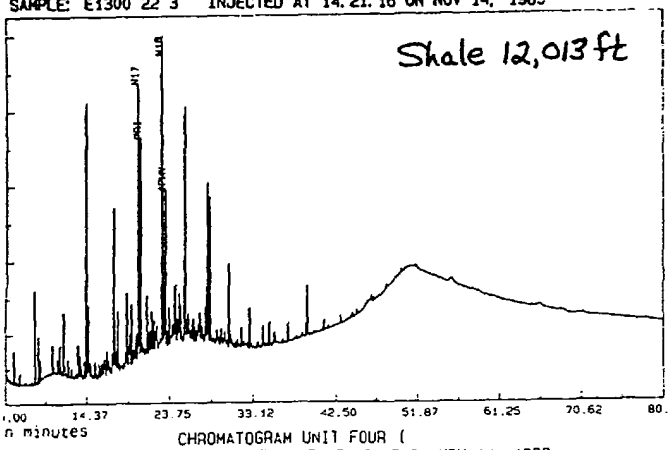

CHROMATOGRAM UNIT FOUR (
SAMPLE: E1300 22 4 INJECTED AT 15:46:13 ON NOV 14, 1989

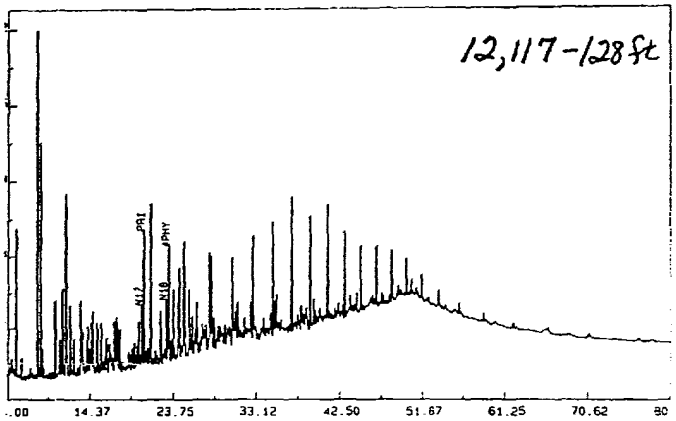

CHROMATOGRAM UNIT FOUR (

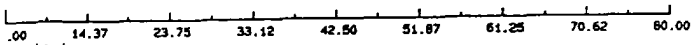

CHROMATOGRAM UNIT FOUR (
SAMPLE: E1300 22 1 INJECTED AT 11:31:20 ON NOV 14, 1989

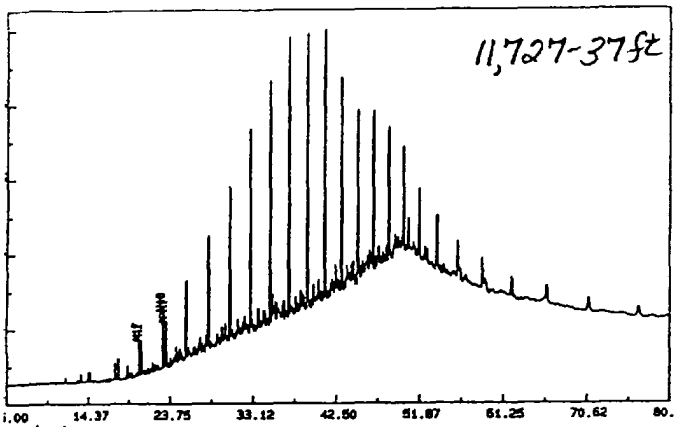

CHROMATOGRAM UNIT FOUR (
SAMPLE: E1300 22 2 INJECTED AT 12:56:19 ON NOV 14, 1989

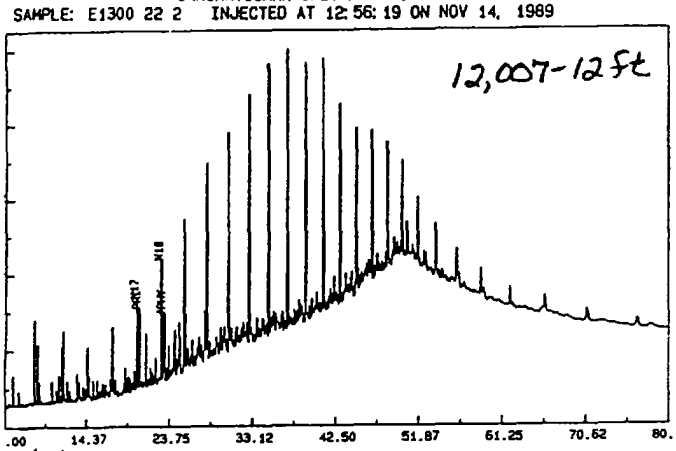

CHROMATOGRAM UNIT FOUR (
SAMPLE: E1300 22 3 INJECTED AT 14:21:16 ON NOV 14, 1989

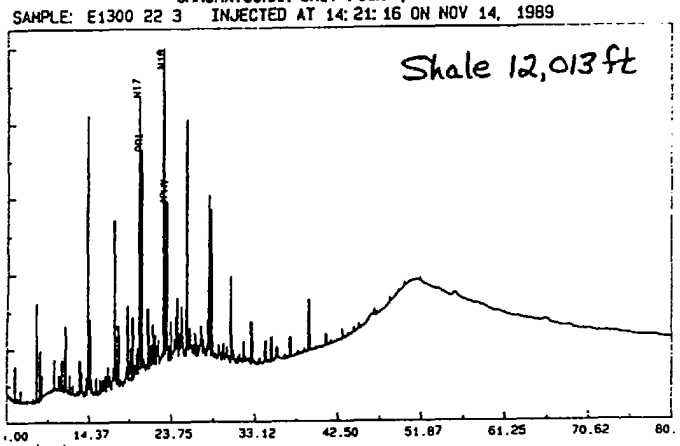

CHROMATOGRAM UNIT FOUR (
SAMPLE: E1300 22 4 INJECTED AT 15:46:13 ON NOV 14, 1989

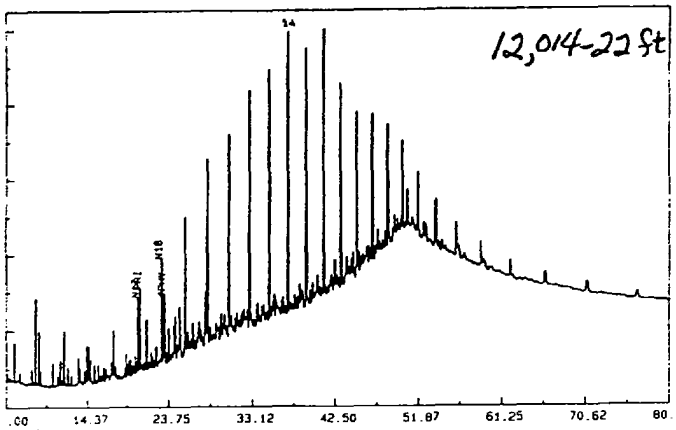

CHROMATOGRAM UNIT FOUR (
SAMPLE: E1300 22 5 INJECTED AT 17:11:10 ON NOV 14, 1989

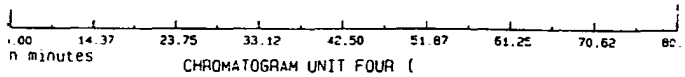

CHROMATOGRAM UNIT FOUR (
SAMPLE: E1300 22 6 INJECTED AT 18:36:07 ON NOV 14, 1989

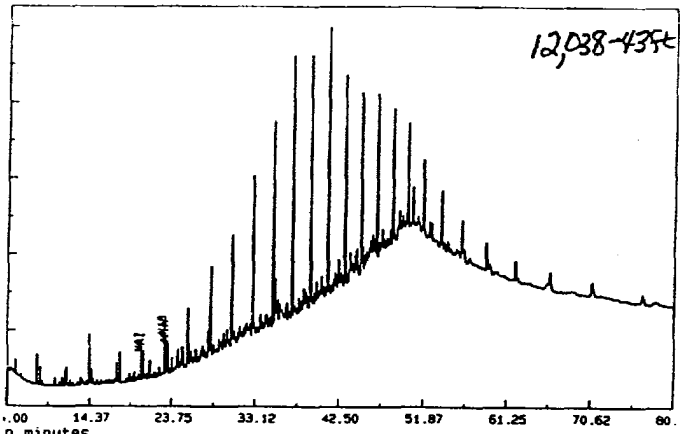

CHROMATOGRAM UNIT FOUR (
SAMPLE: E1300 22 7 INJECTED AT 20:01:02 ON NOV 14, 1989

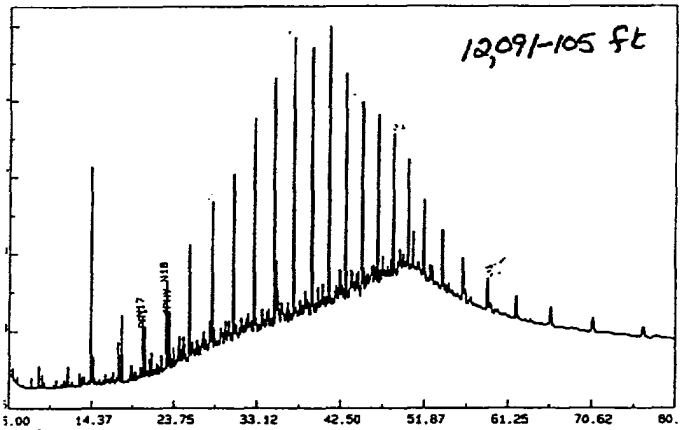

CHROMATOGRAM UNIT FOUR (
SAMPLE: E1300 22 8 INJECTED AT 21:25:56 ON NOV 14, 1989

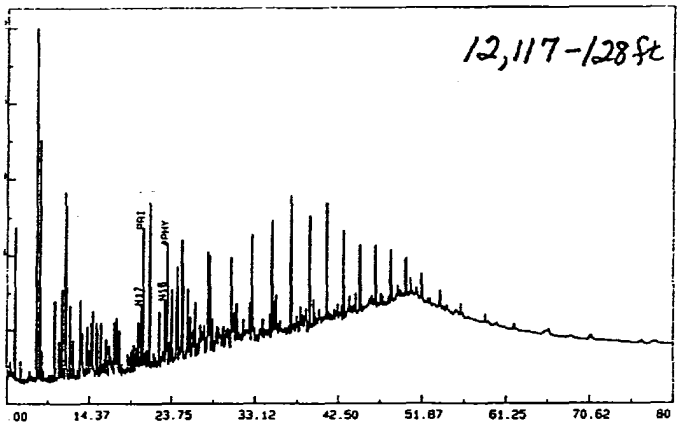

CHROMATOGRAM UNIT FOUR (
SAMPLE: E1300 22 9 INJECTED AT 22:50:50 ON NOV 14, 1989

Whole oil gas chromatograms
Sag Delta No. 4 continued

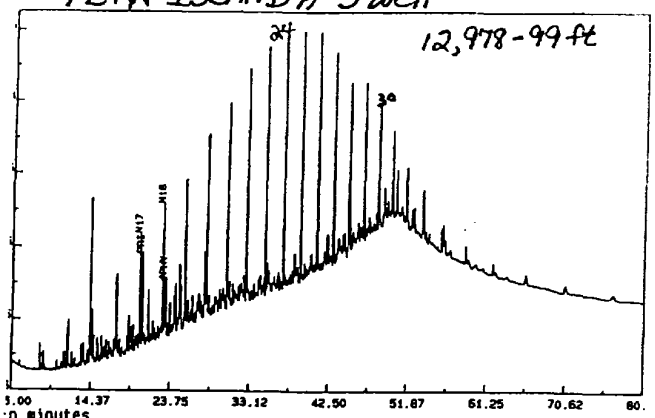

CHROMATOGRAM UNIT FOUR (
SAMPLE: E1300 28 1 INJECTED AT 16:12:49 ON NOV 15, 1989

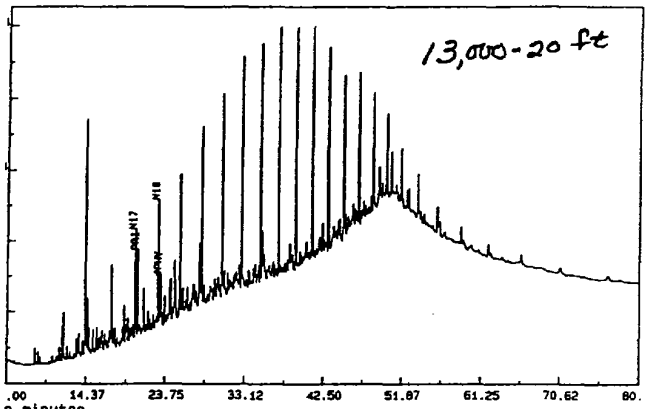

CHROMATOGRAM UNIT FOUR (
SAMPLE: E1300 28 2 INJECTED AT 17:37:43 ON NOV 15, 1989

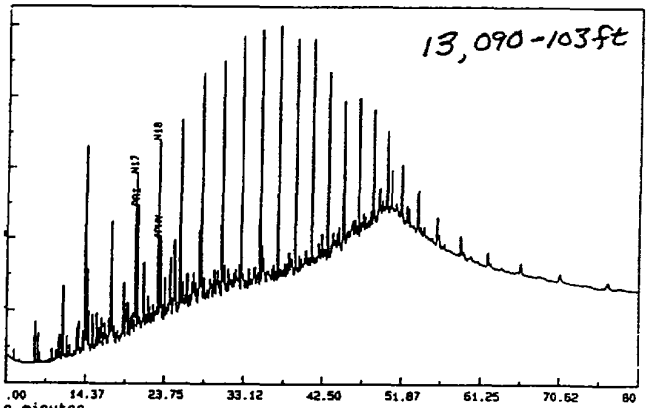

CHROMATOGRAM UNIT FOUR (
SAMPLE: E1300 28 3 INJECTED AT 19:02:35 ON NOV 15, 1989

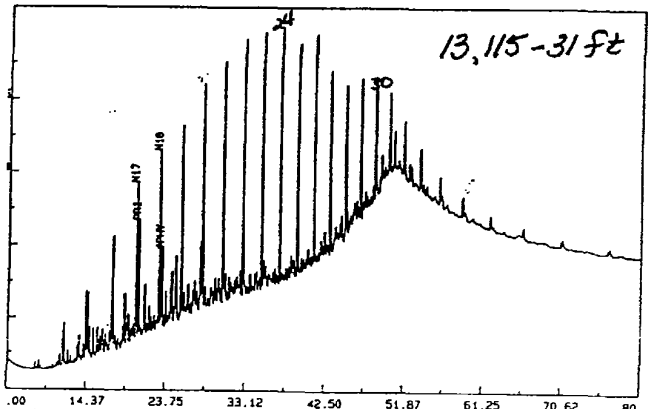

CHROMATOGRAM UNIT FOUR (
SAMPLE: E1300 28 4 INJECTED AT 20:27:27 ON NOV 15, 1989