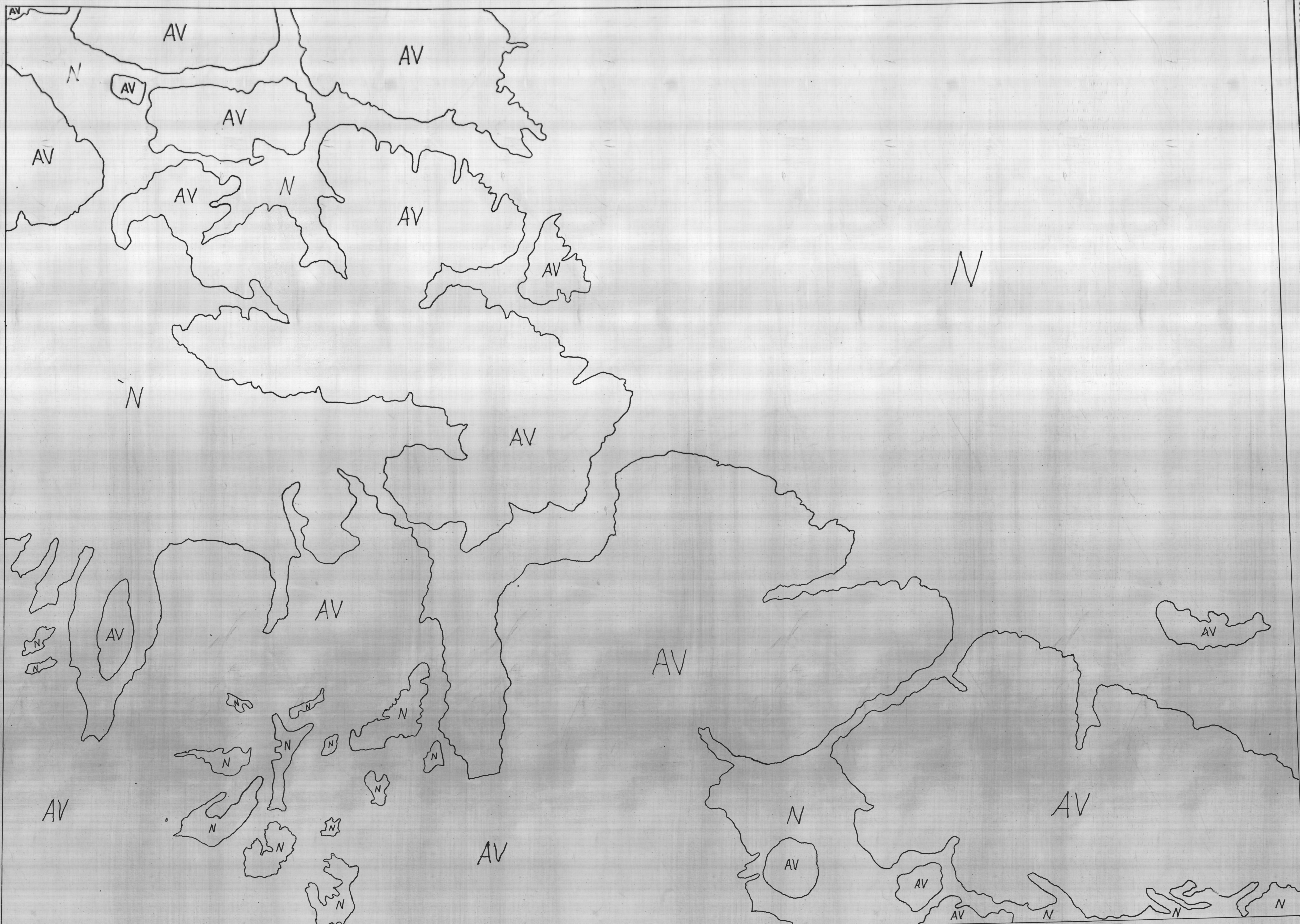


ALASKA DIVISION OF GEOLOGICAL &
GEOPHYSICAL SURVEYS



Geological Constraints - Avalanches

A geological constraint is a geological process or situation affecting certain locations to such an extent that traditional human development of the affected land area is difficult, costly, or limited. In some cases the constraint may be so severe as to be a potential hazard to lives and property. In other cases the constraint may be overcome by advanced engineering technology and its resultant costs. Little or no quantified geologic data exists for the assignment of relative ratings (such as low, moderate, and high) to the geological constraints. Therefore, the approach has been to delimit areas where the identified constraint is likely to be a significant concern.

AV Areas shown are those where the potential exists for snow avalanches. These areas have high mountains and narrow valleys with steep slopes and abundant snowfall. These areas probably have numerous avalanche chutes and avalanche slopes. No documentation exists identifying such occurrences.

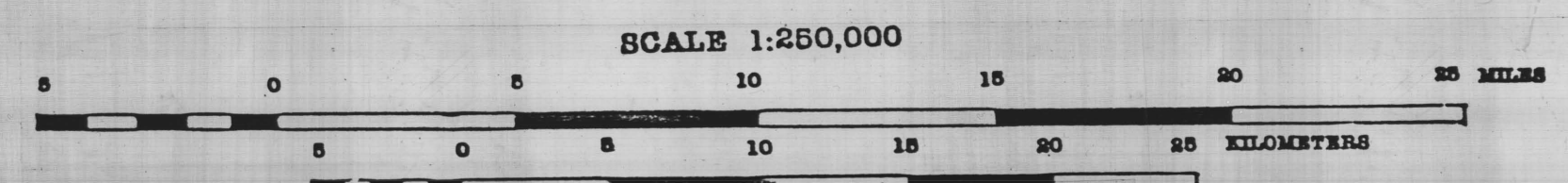

N Areas shown are those where snow avalanches are apparently not expected to occur.

Avalanche chutes located near the community of Lower Tonsina and Pump Station 12 are based upon personal communication with area residents. Subsequent field studies would indeed identify and document numerous avalanche chutes and slopes along the Richardson Highway from Thompson Pass to Pump Station 12.

This document is intended only for general land management and planning purposes. There has been no field verification of the interpretation displayed on this map. Most likely, subsequent field investigations would identify additional locations affected by snow avalanches. Projects that require site-specific data will require on-site investigation.

PREPARED FOR THE
STATE OF ALASKA
DEPARTMENT OF NATURAL RESOURCES
DIVISION OF GEOLOGICAL & GEOPHYSICAL SURVEYS

BY
ARCTIC GEO RESOURCE ASSOCIATES
CONSULTED BY
ARCTIC GEO-TERRAIN CONSULTING



- NABESNA QUADRANGLE
Geological Constraints- Avalanches



This document has not received official DGS review and publication status, and should not be quoted as such.