May 13, 1999 Price: $54.30

Division of Geological & Geophysical Surveys

PUBLIC-DATA FILE 99-7

PROJECT REPORT OF THE 1998 GEOPHYSICAL SURVEY DATA FOR PART OF THE FORTYMILE MINING DISTRICT, ALASKA, SOUTHERN EAGLE AND NORTHERN TANACROSS QUADRANGLES

by

Ruth A. Pritchard
Dighem

May 1999

THIS REPORT HAS NOT BEEN REVIEWED FOR
TECHNICAL CONTENT (EXCEPT AS NOTED IN TEXT) OR FOR
CONFORMITY TO THE EDITORIAL STANDARDS OF DGGS.

Released by

STATE OF ALASKA
DEPARTMENT OF NATURAL RESOURCES
Division of Geological & Geophysical Surveys
794 University Avenue, Suite 200
Fairbanks, Alaska 99709-3645

Report #659-A

PROJECT REPORT OF THE AIRBORNE GEOPHYSICAL SURVEY FOR THE FORTYMILE AREA EAST-CENTRAL ALASKA

STEVENS EXPLORATION MANAGEMENT CORP., DIGHEM SURVEY
FOR
STATE OF ALASKA
DEPARTMENT OF NATURAL RESOURCES
DIVISION OF GEOLOGICAL AND GEOPHYSICAL SURVEYS

Quadrangles: Eagle A-1, A-2, A-3, A-4, B-1, B-2, B-3, B-4
Tanacross D-1, D-2

Mississauga, Ontario
November 30, 1998

Ruth A. Pritchard
Geophysicist

R0659NOV.98

geoterrex-dighem

Airborne & Ground Geophysics

SUMMARY

This report describes the logistics and results of a DIGHEM^V airborne geophysical survey carried out under contract to Stevens Exploration Management Corp., for the State of Alaska, Department of Natural Resources, Division of Geological and Geophysical Surveys. The survey was flown over a property located in the Fortymile Mining District, east-central Alaska. Total coverage of the survey block amounted to 4753 miles (7648 km). The survey was flown from August 18 to September 10, 1998.

The purpose of the survey was to detect zones of conductive mineralization and to provide information that could be used to map the geology and structure of the survey area. This was accomplished by using a DIGHEM^V multi-coil, multi-frequency electromagnetic system, supplemented by a high sensitivity Cesium magnetometer and a four-channel VLF receiver. The information from these sensors was processed to produce maps which display the magnetic and conductive properties of the survey area. A GPS electronic navigation system, utilizing a UHF link, ensured accurate positioning of the geophysical data with respect to the base maps. Visual flight path recovery techniques were used to confirm the location of the helicopter where visible topographic features could be identified on the ground.

Maps which display the survey results are plotted at a scale of 1:63,360 (1" = 1mile) and 1:31,680 (1" = ½ mile). Some of the maps are presented on a topographic base. The data sets are processed and presented using Universal Transverse Mercator Zone 7 projection coordinates using the NAD27 datum.

The survey property contains many anomalous features, some of which may be considered as exploration targets. Most of the inferred bedrock conductors appear to warrant further investigation using appropriate surface exploration techniques. Areas of interest may be assigned priorities on the basis of supporting geophysical, geochemical and/or geological information. After initial investigations have been carried out, it may be necessary to re-evaluate the remaining anomalies based on information acquired from a follow-up program.

CONTENTS

1. INTRODUCTION 1-1

2. SURVEY EQUIPMENT and FIELD PROCEDURES 2-1
   - Electromagnetic System 2-1
   - Magnetometer 2-3
   - Base Station Magnetometer 2-3
   - VLF System 2-4
   - Radar Altimeter 2-4
   - Barometric Pressure and Temperature Sensors 2-4
   - Analog Recorder 2-5
   - Digital Data Acquisition System 2-5
   - Tracking Camera 2-5
   - Navigation System (RT-DGPS) 2-6
   - Field Workstation 2-6

3. PRODUCTS and PROCESSING TECHNIQUES 3-1
   - PRODUCTS
     - Maps 3-1
     - Other Products 3-3
   - PROCESSING TECHNIQUES
     - Topographic Bases 3-3
     - Electromagnetic Anomalies 3-5
     - Apparent Resistivity 3-6
     - Total Field Magnetics 3-6
     - Multi-parameter Stacked Profiles 3-7
     - Contour, Colour and Shadow Map Displays 3-7
     - Total Field Magnetic Data Modelling 3-9

4. SURVEY RESULTS and DISCUSSION 4-1
   - Geology 4-1
   - Discussion of Survey Results 4-3

5. CONCLUSIONS and RECOMMENDATIONS 5-1

APPENDIX A ..... LIST OF PERSONNEL
APPENDIX B ..... BACKGROUND INFORMATION
APPENDIX C ..... DIGITAL ARCHIVE DESCRIPTION
APPENDIX D ..... FINAL MAP INDICES
APPENDIX E ..... TOTAL FIELD MAGNETIC INVERSE MODELS
APPENDIX F ..... EM ANOMALY LIST

LIST OF TABLES

Table 2-1	The Analog Profiles	2-7
Table 3-1	Survey Products	3-2
Table 3-2	The Digital Profiles	3-8
Table 4-1	EM Anomaly Statistics	4-6
Table B-1	EM Anomaly Grades	B-2

LIST OF FIGURES

Figure 1-1	Location Map of the Fortymile Area, East-Central Alaska	1-2
Figure 3-1a	Processing Flow Chart - Electromagnetic data	3-4
Figure 3-1b	Processing Flow Chart - Magnetic Data	3-4
Figure 4-1	Colour Total Field Magnetic Map with Interpretation - Sheet 1	4-4
Figure 4-2	Colour Total Field Magnetic Map with Interpretation - Sheet 2	4-5
Figure B-1	Typical Dighem Anomaly Shapes	B-4

LIST OF MAPS

Interpretation Map of part of the Fortymile Area - Sheet 1 @ 1:63,360	map pocket
Interpretation Map of part of the Fortymile Area - Sheet 2 @ 1:63,360	map pocket

INTRODUCTION

A DIGHEM^V electromagnetic/resistivity/magnetic/VLF survey was flown under contract to Stevens Exploration Management Corp., for the State of Alaska, Department of Natural Resources, Division of Geological and Geophysical Surveys. The survey was flown from August 18 to September 10, 1998, over a survey block located in the Fortymile Mining District in the following Quadrangles: Eagle A-1/A-2/A-3/A-4; B-1/B-2/B-3/B-4; Tanacross D-1/D-2.

Survey coverage consisted of approximately 4753 miles (7648 line-km), including 405 miles (652 line-km) of tie lines. Flight lines were flown in an azimuthal direction of 0°/180° with a line separation of ¼-mile (400 metres). Tie lines were flown perpendicular to the flight line direction with a separation of 3 miles (5 km).

The survey employed the DIGHEM^V electromagnetic system. Ancillary equipment consisted of a magnetometer, radar altimeter, video camera, analog and digital recorders, a VLF receiver and an electronic navigation system.

Section 2 gives a description of the survey equipment and specifications and an outline of the field procedures. Section 3 describes the processing techniques, and lists the products which are delivered with this report. Section 4 describes the results, and conclusions and recommendations for further work are given in Section 5.

LOCATION INDEX

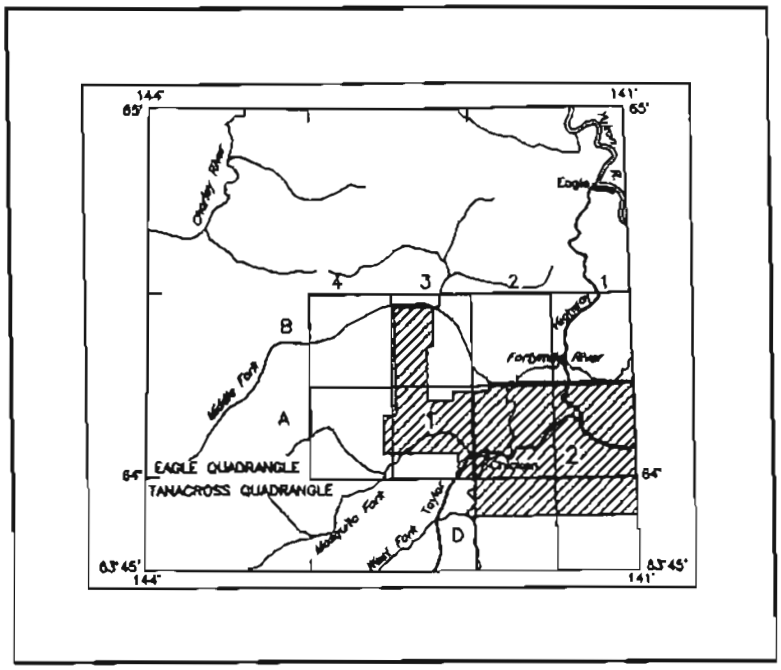

Figure 1-1
Location Map of the Fortymile Area
East-Central Alaska

SURVEY EQUIPMENT and FIELD PROCEDURES

The survey instrumentation was installed in an Aerospatiale AS350B2 turbine helicopter (Registration N162-EH) which was provided by Era Aviation Inc. A bird which houses much of the electromagnetic and magnetic equipment is suspended approximately 100 feet beneath the helicopter. The helicopter flew at an average air speed of 94 mph (152 km/hr).

Electromagnetic System

Model: DIGHEM^{V}

Type: Towed bird, symmetric dipole configuration operated at a nominal survey altitude of 30 metres. Coil separation is 8 metres for 900 Hz, 5500 Hz and 7200 Hz, and 6.3 metres for the 56,000 Hz coil-pair.

Coil orientations/frequencies:

		Actual Frequencies (Hz)	
Nominal Frequency (Hz)		August 18-September 3 Flights 1-31	September 4-September 10 Flights 32-49
coaxial	900	1104	1104
coplanar	900	877	877
coaxial	5500	5935	5946
coplanar	7200	7180	7180
coplanar	56,000	56,406	56,406

Channels recorded:
5 inphase channels
5 quadrature channels
2 monitor channels

Sensitivity:
0.06 ppm at 900 Hz
0.10 ppm at 5,500 Hz
0.10 ppm at 7,200 Hz
0.30 ppm at 56,000 Hz

Sample rate: 10 per second, equivalent to 1 sample every 3 m, at a survey speed of 66 mph (110 km/hr)

The electromagnetic system utilizes a multi-coil coaxial/coplanar technique to energize conductors in different directions. The coaxial coils are vertical with their axes in the flight direction. The coplanar coils are horizontal. The secondary fields are sensed simultaneously by means of receiver coils which are maximum coupled to their respective transmitter coils. The system yields an inphase and a quadrature channel from each transmitter-receiver coil-pair.

The DIGHEM calibration procedure involves four stages; primary field bucking, phase calibration, gain calibration, and zero level adjustment. At the beginning of the survey, the primary field at each receiver coil is cancelled, or "bucked out", by precise positioning of five bucking coils.

The phase calibration adjusts the phase angle of the receiver to match that of the transmitter. A ferrite bar, which produces a purely in-phase anomaly, is positioned near each receiver coil. The bar is rotated from minimum to maximum field coupling and the responses for the in-phase and quadrature components for each coil pair/frequency are measured. The phase of the response is adjusted at the console to return an in-phase only response for each coil-pair. Phase checks are performed daily.

The gain calibration uses external coils designed to produce an equal response on in-phase and quadrature components for each frequency/coil-pair. The coil parameters and distances are designed to produce pre-determined responses at the receiver, due to the current induced in the calibration coil by the transmitter when a switch closes the loop at the coil. The gain at the console is adjusted to yield secondary responses of exactly 100 ppm. Gain calibrations are carried out at the beginning and end of the survey. Additional gain calibrations were made after any maintenance to the EM system.

The phase and gain calibrations each measure a relative change in the secondary field, rather than an absolute value. This removes any dependency of the calibration procedure on the secondary field due to the ground, except under circumstances of extreme ground conductivity.

During each survey flight, internal (Q-coil) calibration signals are generated to recheck system gain and to establish zero reference levels. These calibrations are carried out at intervals of approximately 20 minutes with the system out of ground effect. At a sensor height of more than 250 m, there is no measurable secondary field from the earth. The remaining residual is therefore established as the zero level of the system. Linear system drift is automatically removed by re-establishing zero levels between the Q-coil calibrations.

Magnetometer

Model:	Picodas 3340 processor with Geometrics G822 sensor
Type:	Optically pumped Cesium vapour
Sensitivity:	0.01 nT
Sample rate:	10 per second

The magnetometer sensor is housed in the EM bird 30 m below the helicopter.

Magnetic Base Station

Model:	GEM Systems GSM-19T
Type:	Digital recording proton precession
Sensitivity:	0.10 nT
Sample rate:	3 seconds

And

Model:	Geometrics G823A
Type:	Digital recording cesium vapour
Sensitivity:	0.01 nT
Sample rate:	1 per second

A digital recorder is operated in conjunction with the base station magnetometer to record the diurnal variations of the earth's magnetic field. The clock of the base station is synchronized with that of the airborne system to permit subsequent removal of diurnal drift.

The Geometrics cesium base station was set up in Chicken for the entire survey. The GSM-19T proton precession recorder was used as a "mobile" base station when sections of the block were flown at distances of greater than 20 km from Chicken. The location of the base stations is given below. The flights that were processed using each of the base stations is also displayed.

Base Station Locations

Chicken (Flts 1-19, 40, 43-46)
64°4.03381'N
141°56.93335'W

West End (Flts 30-33, 37-39, 41-42)
64°15.729'N
142°22.520'W

East End (Flts 20-29, 34-36, 47, 48)
64°06.727'N
141°23.930'W

VLF System

Manufacturer:	Herz Industries Ltd.
Type:	Totem-2A
Sensitivity:	0.1%

The VLF receiver measures the total field and vertical quadrature components of the secondary VLF field. Signals from two separate transmitters can be measured simultaneously. The VLF sensor is located 20 m below the helicopter. No VLF data is available for much of the survey.

Radar Altimeter

Manufacturer:	Honeywell/Sperry
Type:	AA 300 - Flts 1-9; AA220 - Flts 10-49
Sensitivity:	0.3 m

The radar altimeter measures the vertical distance between the helicopter and the ground. This information is used in the processing algorithm which determines conductor depth.

Barometric Pressure and Temperature Sensors

Model:	DIGHEM D 1300	
Type:	Motorola MPX4115AP analog pressure sensor	
	AD592AN high-impedance remote temperature sensors	
Sensitivity:	Pressure:	150 mV/kPa
	Temperature:	100 mV/°C or 10 mV/°C (selectable)
Sample rate:	10 per second	

The D1300 circuit is used in conjunction with one barometric sensor and up to three temperature sensors. Two sensors (baro and temp) are installed in the EM console in the aircraft, to monitor internal operating temperatures. At least one other temperature sensor is located in the EM bird to record temperature variations at the receiver coils. The information is recorded by the digital acquisition system, but is not displayed on the analog chart records.

Analog Recorder

Manufacturer:	RMS Instruments
Type:	DGR33 dot-matrix graphics recorder
Resolution:	4x4 dots/mm
Speed:	1.5 mm/sec

The analog profiles are recorded on chart paper in the aircraft during the survey. Table 2-1 lists the geophysical data channels and the vertical scale of each profile.

Digital Data Acquisition System

Manufacturer:	RMS Instruments
Model:	DGR 33
Recorder:	Iomega Zip Plus drive

The data are stored on a 100 Mb Zip disc and are downloaded to the field PC workstation at the survey base for verification, backup and preparation of in-field products.

Tracking Camera

Type:	Panasonic VHS colour video camera (NTSC)
Model:	AG 2400/WVCD132

Fiducial numbers are recorded continuously and are displayed on the margin of each image. This procedure ensures accurate correlation of analog and digital data with respect to visible features on the ground.

Navigation (Real-Time-Differential Global Positioning System)

Model:	Ashtech Glonass GG24
Type:	SPS (L1 band), 24-channel, C/A code at 1575.42 MHz, S code at 0.5625 MHz, Real-time differential.
Sensitivity:	-132 dBm, 0.5 second update
Accuracy:	Better than 10 metres real-time

The Ashtech GG24 is a line of sight, satellite navigation system which utilizes time-coded signals from at least four of forty-eight available satellites. Both Russian GLONASS and American NAVSTAR satellite constellations are used to calculate the position and to provide real time guidance to the helicopter. The Ashtech system can be combined with a RACAL or similar GPS receiver which further improves the accuracy of the flying and subsequent flight path recovery to better than 5 metres. The differential corrections, which are obtained from a network of virtual reference stations, are transmitted to the helicopter via a spot-beam satellite.

The Ashtech receiver is coupled with a PNAV navigation system for real-time guidance.

Although the base station receiver is able to calculate its own latitude and longitude, a higher degree of accuracy can be obtained if the reference unit is established on a known benchmark or triangulation point. For this survey, the GPS station was located at latitude 64°4.03381'N, longitude 141°56.93335'W at an elevation of 496.65 metres a.m.s.l. The GPS records data relative to the WGS84 ellipsoid, which is the basis of the revised North American Datum (NAD83). Conversion software is used to transform the WGS84 coordinates to the NAD27 system displayed on the base maps.

Field Workstation

Model:	Geoterrex-Dighem Processing Software
Manufacturer:	Geoterrex-Dighem
Type:	Windows-based P.C.

A portable PC-based field workstation is used at the survey base to verify data quality and completeness. Flight data are transferred to the PC to permit the creation of a database. This process allows the field operators to display both the positional (flight path) and geophysical data on a screen or printer.

Table 2-1. The Analog Profiles

Channel Name	Parameter	Scale units/mm	Designation on Digital Profile
1X9I	coaxial inphase (900 Hz)	2.5 ppm	CXI900
1X9Q	coaxial quad (900 Hz)	2.5 ppm	CXQ900
3P9I	coplanar inphase (900 Hz)	2.5 ppm	CPI900
3P9Q	coplanar quad (900 Hz)	2.5 ppm	CPQ900
2P7I	coplanar inphase (7200 Hz)	5 ppm	CPI7200
2P7Q	coplanar quad (7200 Hz)	5 ppm	CPQ7200
4X7I	coaxial inphase (5500 Hz)	5 ppm	CXI5500
4X7Q	coaxial quad (5500 Hz)	5 ppm	CXQ5500
5P5I	coplanar inphase (56000 Hz)	10 ppm	CPI56K
5P5Q	coplanar quad (56000 Hz)	10 ppm	CPQ56K
ALTR	altimeter (radar)	3 m	BIRDHITE
MAGC	magnetics, coarse	20 nT	MAG
MAGF	magnetics, fine	2.0 nT	MAG
CXSP	coaxial spherics monitor		CXSP
CPSP	coplanar spherics monitor		CPSP
CXPL	coaxial powerline monitor		CXPL
CPPL	coplanar powerline monitor		CPPL
4XSP	coaxial spherics monitor		4XSP
VF1T	VLF-total: primary stn.	2 %	
VF1Q	VLF-quad: primary stn.	2 %	
VF2T	VLF-total: secondary stn.	2 %	
VF2Q	VLF-quad: secondary stn.	2 %	
1KPA	altimeter (barometric)	30 m	
2TDC	internal (console) temperature	1° C	

PRODUCTS and PROCESSING TECHNIQUES

This section describes the final delivered products and the techniques employed during data processing, interpretation and presentation. Table 3-1 contains a listing of the final products which are provided under the terms of the survey agreement. Appendix B provides detailed background information about DIGHEM surveys. Page size index maps can be found in Appendix D. These indeces are provided to depict the general contents of each map product for ease of reference and identification.

PRODUCTS

Maps

Maps depicting the survey results are provided at a scale of 1:31,680 (1" = 1/2 mile) and 1:63,360 (1" = 1 mile) as listed in Table 3-1. The data sets are processed and presented using Universal Transverse Mercator Zone 6 projection coordinates using the NAD27 datum. Details of this projection and the conversion from WGS84 are given following:

Projection Description:

Datum:	NAD27
Ellipsoid:	Clark 1866
Projection:	UTM Zone 7
Central Meridian:	141W
False Northing:	0
False Easting:	500000
Scale Factor:	0.9996
WGS84 to Local Conversion	:Molodensky
Datum Shifts:	DX: 5 DY: -135 DZ: -172

The Report of Investigation series maps (RI99-01, RI99-02 and RI99-03) present the total field magnetics, 900 Hz apparent resistivity and 7,200 Hz apparent resistivity parameters in colour at a scale of 1:63,360. These maps depict the local topography as a gray layer.

Seven black and white Public Data File (PDF) series maps are provided. The contents of these maps are described best in tabular form and can be found in Table 3-1. Topographic information does not appear on these maps.

Table 3-1 Survey Products

Product	Scale	Media	Topography	Copies	Index
Colour total field magnetics	63,360	Paper	Scanned	50	RI99-1
Colour 900 Hz coplanar resistivity	63,360	Paper	Scanned	50	RI99-2
Colour 7,200 Hz coplanar resistivity	63,360	Paper	Scanned	50	RI99-3
Flight lines	63,360	Transparency	Photographic	3	PDF99-1
Total field magnetics / EM anomalies	63,360	Transparency	None	4	PDF99-2
Total field magnetics / EM anomalies	63,360	Transparency	None	4	PDF99-3
900 Hz coplanar resistivity	63,360	Transparency	None	3	PDF99-4
7200 Hz coplanar resistivity	63,360	Transparency	None	3	PDF99-5
Total field magnetics / detail EM anomalies	31,680	Transparency	Photographic	3	PDF99-10a-g
Interpretation sketch (paper copy in report)	63,360	Transparency/ Paper	None	4	PDF99-7
Digital Archive	-	CD-ROM	-	25	PDF99-9
Multi-parameter Stacked Profiles	63,360	Transparency	-	1	*

* - No number
RI - Report of Investigations
PDF - Public Data File

Also provided to the State of Alaska:
Colour shadow total field magnetics (4 sets), laminated
Colour 7200 Hz coplanar resistivity (4 sets), laminated
Colour 900 Hz coplanar resistivity (4 sets), laminated
Colour total field magnetics (4 sets), laminated
CD-ROM ASCII archive (5 copies)
All original materials; flight logs, flight path videos, analog records and calibration records.

Laminated colour maps of total field magnetics, shadowed total field magnetics, 7,200 Hz apparent resistivity, and 900 Hz apparent resistivity are also provided.

A map containing an interpretation of the geophysical data sets which is designed to extend the geologic understanding in the survey area can be found in the map pocket at the end of this report. This map presents individual geophysical features, inferred contacts and structural features.

Multi-parameter Stacked Profiles for all survey lines are provided at a scale of 1:63,360. A more detailed description of this product is given later in this section.

Other Products

Two versions of final digital archives are provided on CD-ROM. The format and contents of the first version are described in Appendix C and on the discs themselves. This version is intended for public distribution. The second version contains additional information for use by the State of Alaska. The digital data are referenced to the UTM Zone 7 coordinate system described above.

All original materials including flight logs, flight path videos, flight analog records and the calibration analogs are also provided.

PROCESSING TECHNIQUES

Figure 3-1 depicts the data processing flow for the electromagnetic and magnetic data sets.

Topography Bases

Topography bases of the survey area have been produced from published topographic maps A-1, A-2, A-3, A-4, B-1, B-2, B-3 and B-4 of the Eagle Quadrangle and D-1 and D-2 of the Tanacross Quadrangle. These bases are photographically reproduced for inclusion on maps PDF99-1 and PDF99-10a through PDF10g. Scanned images of the topographic bases are presented as gray layers on the RI99-1, RI99-2 and RI99-3 maps. The remainder of the maps do not present the topography.

Figure 3-1. Processing Flow Chart
a) Electromagnetic Data

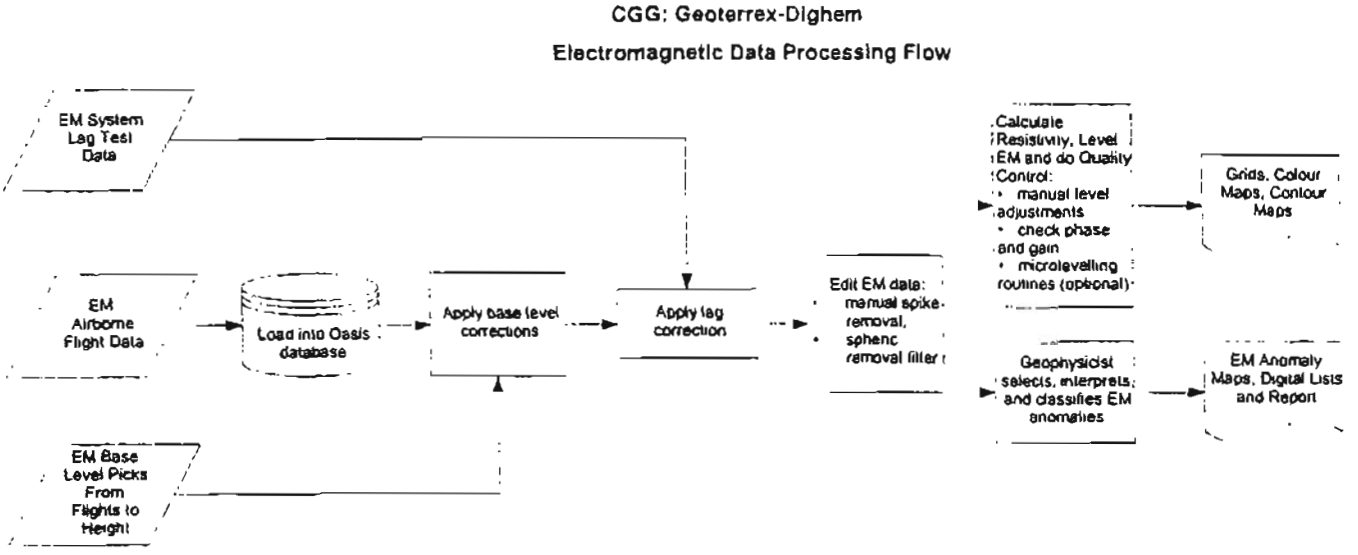

b) Magnetic Data



Electromagnetic Anomalies

The process of interpreting the EM anomalies begins by filtering the EM data with a spike rejection filter. Appropriate median and/or Hanning filters are applied to reduce high frequency noise to acceptable levels. EM test profiles are then created to allow the interpreter to select the most appropriate EM anomaly picking controls for the given survey area. The EM picking parameters depend on several factors but are primarily based on the dynamic range of the resistivity within the survey area, and the types and expected geophysical responses of the geologic target models.

Anomalous electromagnetic responses are selected and analysed by computer to provide a preliminary set of electromagnetic anomalies. These preliminary anomalies are reviewed and interpreted by the geophysicist.to produce the final interpreted EM anomaly maps. Excellent resolution and discrimination of conductors is accomplished by employing a common frequency on two orthogonal coil-pairs (coaxial and coplanar). The computed "difference channel" parameters often permit differentiation of bedrock and surficial conductors where the computed conductance alone can not.

The anomalies shown on the electromagnetic anomaly maps are based on a near-vertical, half-plane model. This model best reflects "discrete" bedrock conductors. Wide bedrock conductors or flat-lying conductive units, whether from surficial or bedrock sources, may give rise to very broad anomalous responses on the EM profiles. These may not appear on the electromagnetic anomaly map if they have a regional character rather than a locally anomalous character. These broad conductors, which more closely approximate a half space model, will be maximum coupled to the horizontal (coplanar) coil-pair and should be more evident on the resistivity parameter. Resistivity maps, therefore, may be more valuable than the electromagnetic anomaly maps in areas where broad or flat-lying conductors are considered to be of importance (see next - Apparent Resistivity).

The "Total Field Magnetics and Detailed Electromagnetic Anomalies" maps depict the interpreted discrete anomalies as symbols in a vector overlay. The detailed EM anomalies on maps PDF99-10a through PDF99-10g indicate interpreted conductor type, conductance and depth as symbols. Direct magnetic correlation and dip direction are also indicated where they are interpreted. A simplified representation of the anomalies is given on maps PDF99-2 and PDF99-3. These maps indicate the conductor type and conductance range as symbols.

Apparent Resistivity

Apparent resistivity is computed from the in-phase and quadrature EM components for the 900, 7,200 and 56,000 Hz coplanar data sets using a pseudo-layer halfspace model. The resultant apparent resistivity maps portray the variation in apparent resistivity for the given frequency over the entire survey area. This full coverage contrasts with the electromagnetic anomaly map which provides information only over the interpreted discrete conductors. The large dynamic range afforded by the multiple frequencies in the DIGHEM^{V} system makes the apparent resistivity parameter an excellent mapping tool.

Preliminary apparent resistivity maps and images are carefully inspected to identify lines or line segments which may require base level adjustment. Subtle changes between in-flight calibrations of the system can result in line to line differences which are more readily recognizable in resistive (low signal amplitude) areas. If required, manual level adjustments are carried out to eliminate or minimize resistivity differences which can be attributed in part to changes in operating temperature. These leveling adjustments are usually subtle, and do not result in the degradation of discrete anomalies.

After the leveling process is complete, revised apparent resistivity grids are created. These grids are filtered using a 3 cell by 3 cell smoothing filter prior to the preparation of the final maps. This final filter will not degrade the apparent resistivity given the broad 'footprint' of the parameter and the assumption of a homogeneous half space inherent in the apparent resistivity computation.

The calculated apparent resistivity values are clipped at a maximum value for each of the 900 and 7,200 Hz data sets. These maxima, 1,008 and 8,250 ohm-m, respectively, eliminate the meaningless high apparent resistivity values which would result from very small EM amplitudes.

Contoured resistivity maps, based on the 900 Hz and 7,200 Hz coplanar data are included with this report. The apparent resistivity for all three of the coplanar data sets are included in the XYZ and grid archives. Values are in ohm-metres on all final products.

Total Field Magnetics

The aeromagnetic data are corrected for diurnal variation using the magnetic base station data. Manual adjustments are made to any lines that require further levelling as indicated by shadowed images of the gridded magnetic data or tie line/traverse line intercepts. The regional IGRF gradient has been removed from the data. The total field

magnetic data have been presented as contours on the base maps using a contour interval of 5 nT at a scale of 1:63,360, and using a 2 nT contour interval at a scale of 1:31,680.

Multi-parameter Stacked Profiles

Distance-based profiles of the survey data sets are generated and plotted. These profiles contain the recorded data, the calculated parameters and the interpreted electromagnetic anomalies. A set of preliminary profiles is generated for use throughout the data reduction and interpretation processes. The interpretive symbols are indicated on the electromagnetic anomalies. The profiles are presented on transparent medium, from which prints can be made, at a scale of 1:63,360. Table 3-2 shows the parameters and scales for the multi-channel stacked digital profiles.

Contour, Colour and Shadow Map Displays

The geophysical data are interpolated onto a regular grid using a modified Akima spline technique. The grid cell size is 328 ft (100m) which is 25% of the nominal line spacing. The resulting grid is used to generate contours of each geophysical parameter. The contours are labelled, annotated and are presented on the final maps with varying pen weights for ease of viewing.

Colour maps are produced by interpolating the grid down to the pixel size. The parameter is then represented with a defined colour for specific amplitude ranges to provide colour "contour" maps. A standard rainbow colour palette is used to define the entire data range. The colours are distributed over the entire data range so that each colour in the palette covers an equal area on the final maps. This equal area distribution is defined over the entire survey area and not for each individual map sheet.

Table 3-2. Multi-parameter Stacked Digital Profiles

Channel Name (Freq)	Observed Parameters	Scale Units/mm
MAG	magnetics – fine	10 nT
MAG	magnetics – coarse	100 nT
BIRDHITE	bird height	6 m
DTM	height above mean sea level	60 m
CXI (900 Hz)	vertical coaxial coil-pair inphase	2 ppm
CXQ (900 Hz)	vertical coaxial coil-pair quadrature	2 ppm
CPI (900 Hz)	horizontal coplanar coil-pair inphase	2 ppm
CPQ (900 Hz)	horizontal coplanar coil-pair quadrature	2 ppm
CXI (5500 Hz)	vertical coaxial coil-pair inphase	4 ppm
CXQ (5500 Hz)	vertical coaxial coil-pair quadrature	4 ppm
CPI (7200 Hz)	horizontal coplanar coil-pair inphase	4 ppm
CPQ (7200 Hz)	horizontal coplanar coil-pair quadrature	4 ppm
CPI (56,000 Hz)	horizontal coplanar coil-pair inphase	10 ppm
CPQ (56,000 Hz)	horizontal coplanar coil-pair quadrature	10 ppm
CXSP	coaxial spherics monitor	
CXPL	coaxial powerline monitor	
CPSP	coplanar spherics monitor	
CPPL	coplanar powerline monitor	
4XPL	coaxial powerline monitor	
4XSP	coaxial spherics monitor	
	Computed Parameters	
DIFI (900 Hz)	difference function inphase from CXI and CPI	2 ppm
DIFQ (900 Hz)	difference function quadrature from CXQ and CPQ	2 ppm
RES (900 Hz)	log resistivity	.06 decade
RES (7200 Hz)	log resistivity	.06 decade
RES (56,000 Hz)	log resistivity	.06 decade
DP (900 Hz)	apparent depth	6 m
DP (7200 Hz)	apparent depth	6 m
DP (56,000 Hz)	apparent depth	6 m

Shadow maps are generated by employing an artificial sun which casts shadows on a surface defined by the geophysical parameter grids. Shadow maps of the total field magnetic data were combined with the colour magnetic grids to produce colour shadowed total field magnetic maps.

Total Field Magnetic Data Modelling

Inverse models of five selected total field magnetic responses are provided as page size plots. The models were computed from responses on lines 10270, 11220, 11430 and 11790. The model parameters are determined by matching the line data with the theoretical response from one of four simple geometric models. These geometric models range from 2-dimensional to 2 3/4 dimensional. The model results assume that the magnetization is induced but remanent magnetization can also be accounted for where it exists. The five models are presented in Appendix E.

SURVEY RESULTS and DISCUSSION

Geology[1]

East-central Alaska is composed of a number of accreted terranes that have continental, oceanic, and possibly island-arc affinities. The largest terrane, the Yukon-Tanana, has mostly continental affinities. The small Seventymile terrane has oceanic affinities. The southern part of the Yukon-Tanana terrane, which includes the lake George, Macomb, and Jarvis Creek glacier terranes of the Mount Hayes Quadrangle, may have island-arc affinities. The Hayes Glacier and Windy terranes in the Mount Hayes Quadrangle are also suggested to be tectonic slices of an island-arc or possibly of a submerged continental-margin arc.

The Yukon-Tanana terrane consists largely of the area lying between the Yukon and Tanana rivers. It consists of mainly quartzitic, pelitic, calcic, and mafic metasedimentary rocks. It also contains some mafic and felsic meta-igneous rocks that have been extensively intruded by Mesozoic and Cenozoic granitic rock and minor amounts of intermediate and mafic rocks.

The metamorphic rocks within the Yukon-Tanana terrane vary in such aspects as composition and origin of protoliths, present lithology, structure, and metamorphic history. On the basis of these characteristics and other data, it is divided into four sub-terranes, Y1 to Y4. The Fortymile survey area is situated within the Yukon-Tanana terrane, and contains rocks of primarily sub-terranes Y1, the most extensive sub-zone, and Y4. It also contains some rocks of the Seventymile terrane.

Subterrane Y1, which makes up much of the southern Fortymile area, consists of rocks that are all metamorphosed to the amphibolite facies, probably at intermediate pressures. Protoliths primarily were quartzitic and pelitic sedimentary rocks and fesic intrusive rocks with some intermediate and mafic intrusive and volcanic rocks. Rocks of subterraneY4 underlie the northern portion of the area. These consist of quartzitic and pelitic gneiss and schist, quartzite, marble, and amphibolite metamorphosed to the amphibolite and epidote-amphibolite facies. The Seventymile terrane consists of alpine-type (fault bounded) ultramafic rocks and associated metamorphosed mafic volcanic and sedimentary rocks that have been thrust upon and imbricated with rocks of subterrane Y4.

---

[1] Helen L. Foster, Terry E.C. Keith, W. David Menzie. Geology of the Yukon-Tanana Area of East-Central Alaska. The Geology of North America, Vol. G-1, the Geology of Alaska, The Geological Society of America, 1994. Chapter 6, p. 205-240.

Igneous rocks occur throughout the Yukon-Tanana terrane and range in composition from ultramafic to felsic, but are mostly felsic. Some intrusions are of batholithic size, and small plutons, dykes, and sills are common throughout the terrane. Post-metamorphic volcanism occurred during the Cretaceous, Tertiary and Quaternary and was most prevalent in the eastern portion of the Yukon-Tanana terrane.

Determining the geologic history of east-central Alaska is hampered by a scarcity of fossils, high grades of metamorphism, and extensive cover by vegetation and surficial deposits. The geologic history recorded in rocks probably begins in the late Proterozoic or early Paleozoic with the deposition of continentally derived sediments of subterranes Y1 and Y2. Probably beginning a little later, but perhaps overlapping in time deposition of subterrane Y1 and Y2, the protoliths of subterrane Y4 were deposited. Felsic intrusion in Devonian time in the southern part of subterrane Y1 was followed in Mississippian time by extensive porphyritic granitic intrusion throughout much of the northern part of subterrane Y1. From late Paleozoic through Triassic time, basalt and minor amounts of sedimentary chert, graywacke, shale and limestone accumulated in an ocean basin that separated the continental fragment comprising subterranes Y2 and Y3 from the one comprising Y1 and Y4. Mantle peridotite was tectonically emplaced into the oceanic crust and became a part of the ocean basin suite. Remnants of these mantle and oceanic rock compose the Seventymile terrane. Rocks of Y4 were metamorphosed in the late Triassic. Intrusions of granodiorite (Taylor Mountain batholith) occurred shortly after the peak of metamorphism. During the cooling period, the rocks of the Seventymile terrane were implaced by the closing of the ocean basin between Y4 and Y1, and Y2 and Y3. These rocks were metamorphosed during the waning stages of regional metamorphism. The thrusting together of Y3 and Y4 occurred after regional metamorphism of Y4. Volcanism associated with Cretaceous intrusion produced calderas and extensive deposits of welded tuff in the eastern part of the Yukon-Tanana terrane. At about the same time, perhaps related the volcanism or the further northward movement of the Yukon-Tanana terrane, the terrane developed a northeasterly trending pattern of fractures. The last major plutonic event was the emplacement of felsic plutons primarily in the northwestern part of the Yukon-Tanana terrane. At about the same time, mafic and felsic volcanic rocks, and perhaps shallow felsic intrusions, were emplaced in the eastern part of the Yukon-Tanana terrane.

Although mining has taken place in the region since the 1890's, it is only recently that there has been systematic exploration for deposits other than gold lodes and placers. Gold, primarily in placer deposits, has been the most important mineral resource in the Yukon-Tanana terrane. Gold was initially discovered on the Fortymile River in 1886 and on its tributaries between 1886 and 1895. Gold production has come mostly from stream and low bench placers.

At least three types of small lode sources of gold are present in the Fortymile district. One type comprises gold-bearing quartz and calcite veins in meta-sedimentary and metavolcanic rocks of the Seventymile terrane and in intermediate composition plutonic rocks that intrude the terrane. Gold has also been detected in altered diorite in the bedrock of Lost Chicken Creek and in metatuff in an outcrop in the south fork of the Fortymile River. The second type of lode gold occurrence, gold in quartz veins, is thought to be related to granite intrusion at depth. Gold in and adjacent to crushed zones and faults is the third type of gold occurrence in the Fortymile district.

Porphyry copper-molybdenum occurrences are documented in the Tanacross Quadrangle and in the adjacent Yukon Territory. The porphyry occurrences in Alaska are confined to subterrane Y1 and are thought to be associated with Cretaceous and early Tertiary porphyritic, felsic subvolcanic stocks.

Although no stratabound lode deposits are known in the Yukon-Tanana terrane, similar Paleozoic metasedimentary and metavolcanic rocks host such deposits in other parts of the northern cordillera.

Discussion of Survey Results

The interpretation of the survey results is presented on coloured total magnetic field maps in Figures 4-1 and 4-2. It is also presented on maps 99-7 which are included at the end of this report in map pockets. The interpretation is based on the geophysical data with reference to geological mapping.

Anomalous EM responses have been interpreted from the electromagnetic data in the survey area. Table 4-1 summarizes these responses with respect to conductance grade and interpretation.

The EM anomalies resulting from this survey appear to fall within one of three general categories. The first type consists of discrete, well-defined anomalies which yield marked inflections on the difference channels. These anomalies are usually attributed to conductive sulphides or graphite and are generally given a "B", "T" or "D" interpretive symbol, denoting a bedrock source.

The second class of anomalies comprises moderately broad responses which exhibit the characteristics of a half space and do not yield well-defined inflections on the difference channels. Anomalies in this category are usually given an "S" or "H" interpretive symbol. The lack of a difference channel response usually implies a broad or flat-lying conductive source such as overburden. Some of these anomalies may reflect conductive rock units or zones of deep weathering.

TABLE 4-1

EM ANOMALY STATISTICS

FORTYMILE AREA

CONDUCTOR GRADE	CONDUCTANCE RANGE SIEMENS (MHOS)	NUMBER OF RESPONSES
7	>100	9
6	50 - 100	11
5	20 - 50	63
4	10 - 20	136
3	5 - 10	351
2	1 - 5	3,099
1	<1	4,373
*	INDETERMINATE	991
TOTAL		9,033

CONDUCTOR MODEL	MOST LIKELY SOURCE	NUMBER OF RESPONSES
D	DISCRETE BEDROCK CONDUCTOR	2,822
B	DISCRETE BEDROCK CONDUCTOR	5,032
S	CONDUCTIVE COVER	1,025
H	ROCK UNIT OR THICK COVER	76
E	EDGE OF WIDE CONDUCTOR	9
M	MAGNETITE	68
L	CULTURE	1
TOTAL		9,033

(SEE EM MAP LEGEND FOR EXPLANATIONS)

The effects of conductive overburden are evident over portions of the survey area. Although the difference channels (DIFI and DIFQ) are extremely valuable in detecting bedrock conductors which are partially masked by conductive overburden, sharp undulations in the bedrock/overburden interface can yield anomalies in the difference channels which may be interpreted as possible bedrock conductors. Such anomalies usually fall into the "S?" or "B?" classification but may also be given an "E" interpretive symbol, denoting a resistivity contrast at the edge of a conductive unit.

The third class of anomalies consist of negative inphase responses which are indicative of magnetite. These are represented by triangles on the total field magnetics and EM anomaly maps. Where a magnetite anomaly has an associated quadrature response, the interpretation will over-ride the magnetite anomaly. These anomalies will be given a D, B?, or S? interpretation based on the strength and shape of the quadrature response.

In areas where EM responses are evident primarily on the quadrature components, zones of poor conductivity are indicated. Where these responses are coincident with magnetic anomalies, it is possible that the inphase component amplitudes have been suppressed by the effects of magnetite. Most of these poorly-conductive magnetic features give rise to resistivity anomalies which are only slightly below background. If it is expected that poorly-conductive economic mineralization may be associated with magnetite-rich units, most of these weakly anomalous features will be of interest. In areas where magnetite causes the inphase components to become negative, the apparent conductance and depth of EM anomalies may be unreliable.

The fourth class comprises cultural anomalies. Several of these have been interpreted in the vicinity of Chicken. Other cultural features are also evident but did not give an anomalous response. Any other interpreted conductors which occur in close proximity to cultural sources, should be confirmed as bedrock conductors prior to drilling.

It is difficult to assess the relative merits of EM anomalies on the basis of conductance. It is recommended that an attempt be made to compile a suite of geophysical "signatures" over areas of interest. Anomaly characteristics are clearly defined on the computer-processed geophysical data profiles which are supplied as one of the survey products.

In some portions of the survey area, the steep topography forced the pilot to exceed normal terrain clearance for reasons of safety. It is possible that some weak conductors may have escaped detection in areas where the bird height exceeded 120 m. In difficult areas where near-vertical climbs were necessary, the forward speed of the

helicopter was reduced to a level which permitted excessive bird swinging. This problem, combined with the severe stresses to which the bird was subjected, gave rise to aerodynamic noise levels which are slightly higher than normal. Where warranted, reflights were carried out to minimize these adverse effects.

Anomalies which occur near the ends of the survey lines (i.e., outside the survey area), should be viewed with caution. Some of the weaker anomalies could be due to aerodynamic noise, i.e., bird bending, which is created by abnormal stresses to which the bird is subjected during the climb and turn of the aircraft between lines. Such aerodynamic noise is usually manifested by an anomaly on the coaxial inphase channel only, although severe stresses can affect the coplanar inphase channels as well.

The following discussion describes zones and structural features which have been inferred from the magnetic and resistivity data.

Zone R_1 is defined on the resistivity maps as a highly conductive zone that contains multiple closely spaced anomalies indicative of bedrock sources. It is coincident with a unit on the geology maps described as Tertiary and Mesozoic mafic and felsic igneous rocks. The felsic rocks consist of shallow intrusives including porphyries, tuffs, welded tuffs, and volcanic breccia. Rocks of this unit are commonly much altered and weathered. The mafic rocks are primarily basalt and gabbro, but may include minor diabase and diorite. Although the conductivity of R_1 appears to be quite uniform, the magnetic data display varying intensities. The eastern edge of R_1 appears to be associated with a zone of more magnetic material, which appears to correlate with the more mafic igneous rocks. The felsic rocks generally correlate with the non-magnetic portions of the zone. Anomaly shapes are not well defined due to their proximity to each other. This makes it difficult to distinguish the individual anomaly characteristics such as dip. Several anomalies are indicative of thin dyke-like sources. Much of the high conductivity may be due to weathering of the volcanic rocks to clays.

R_1 appears to be bounded to the northwest and southwest by possible structural features F_1 and F_2. F_1 trends northeast/southwest near the northern edge of R_1. It separates R_1 from a smaller conductive zone, R_2. R_2 also consists of many closely spaced anomalies, although they are generally stronger and better defined than those in R_1. Resistivities within R_2 are generally less than 175 ohm-m. This conductive zone displays a general correlation with a thin moderately magnetic feature which trends northwest/southeast. This conductive zone is situated within a large metamorphic rock unit described as Paleozoic biotite schist, quartzite, and marble. R_2 is located near the northern limit of this unit, near the contact of this unit and greenschist facies metamorphic rocks and granitic rocks to the north. Possible structural break F_4 trends

northeast/southwest near the southern edge of R_1. Several magnetic lows, L_5 and L_6, are situated in the vicinity of this break. They appear to be associated with remnant magnetism. L_6 is situated in the vicinity of the intersection of structural features F_2 and F_4.

Several strong magnetic lows are situated in the northwestern corner of the survey block. L_1 through L_4 display negative inphase associated with these strong lows. These lows probably result from remnant magnetism, as the magnetite, which causes the negative inphase responses, is highly magnetic. All of these lows are situated within a zone of possibly Mesozoic hornblende granodiorite. Only L_1 displays some correlation with possilble bedrock conductivity that may be associated with sulphides. It is situated at the mapped contact of the hornblende granodiorite and a small zone of Paleozoic biotite schist, quartzite and marble.

Several small conductive zones, R_3 through R_5, are situated near possible structural feature, F_3. All reflect possible bedrock sources, although individual anomalies are not well defined. All display some association with moderately magnetic features. They are all situated within a large zone mapped as biotite schist, quartzite and marble.

Remnant magnetism is evident throughout the area south of F_3 and north of the highly magnetic feature associated with the Taylor Mountain batholith, M_2. Two trends, magnetic lows L_7 and L_8, are quite well defined. Both zones trend approximately north-northwest/south-southeast, sub-parallel to the flight lines.

Zone R_6 is a conductive feature indicative of a moderately strong bedrock source. Individual anomalies within this zone are poorly defined, and this zone appears to reflect a broad source on line 10320. Although this feature displays no direct magnetic correlation, it is situated near a strong, north-northwest/south-southeast trending magnetic low. This conductive feature is located immediately east of possible structural feature F_5. F_5 is coincident with a mapped geologic contact between a unit of Paleozoic biotite schist, quartzite and marble, and one mapped as Paleozoic or Precambrian biotite gneiss and amphibolite.

Conductive zones R_7 through R_{15} are all situated in the relatively non-magnetic zone north of the Taylor Mountain batholith. They are all located within a large unit, which is mapped as Paleozoic or Precambrian biotite gneiss and amphibolite. This unit has been intruded by a string of tertiary granitic rocks and some tertiary felsic volcanic rocks, which form an arc through the centre of this unit. Although the conductive zones are not directly coincident with the mapped intrusions, they display a general spatial association. R_7 is situated near the western edge of the survey area, slightly to

the west of the other zones. Its western limit is undefined. It consists of at least two anomalous trends indicative of strong, thin, dyke-like sources. There is evidence that the sources of the conductivity of this zone dip to the south. Generally, this zone shows no direct magnetic correlation as it is situated within a relatively non-magnetic zone. However, it is situated at the southern edge of a moderately magnetic feature. Conductive zones R_8 through R_{12} also display no direct magnetic correlation, although they differ from R_7, as they are associated with numerous remnant magnetic features. All consist of one or more anomalous trends that reflect thin, moderately strong bedrock sources. Anomaly shapes are quite well defined and are generally indicative of dyke-like sources. All indicate dips to the south. All these zones are situated near possible structural break, F_7.

R_{13} through R_{15} also reflect possible bedrock sources situated within the large zone mapped as biotite gneiss and amphibolite. The associated magnetic data are more complex near these features, and several northeast/southwest trending structural features are located in their vicinity. F_8 and F_9 are coincident with zones R_{14} and R_{15}, respectively. R_{13} is associated with a circular, highly magnetic feature that contains moderate amounts of magnetite. Anomaly shapes are poorly defined within R_{13} due to the effects of magnetite. R_{14} and R_{15} consist of anomalies that reflect thin bedrock sources, dipping to the south.

R_{16}, R_{17} and R_{18} are situated approximately three kilometres south of the previous group of conductive trends, R_7 through R_{15}. They are located along a mapped geologic contact between the large zone of Paleozoic or Precambrian biotite gneiss and amphibolite, and several small units of Tertiary or Mesozoic diorite and quartz-mica schist and greenschist to the south. F_{10} appears to define a structural break associated with this contact. No direct magnetic correlation exists for these zones. All three zones consist of moderately strong bedrock sources. There is some indication of dips to the south.

Magnetic zone, M_1, is situated at the westernmost edge of the survey block. This magnetite-rich zone displays little associated conductivity. It exhibits a general correlation with a mapped geologic unit of Tertiary or Mesozoic undifferentiated granitic rocks consisting primarily of quartz monzonite and granodiorite. The southern portion of this feature is related to a unit mapped as Paleozoic greenstone consisting of mafic rocks of igneous origin. A strong magnetic low, L_9, is situated within this magnetic feature. It may reflect a zone of alteration or possibly remnant magnetism.

Another strongly magnetic zone is also apparent on sheet 1. M_2, a highly magnetic, magnetite-rich unit, correlates with the northwestern portion of the Taylor Mountain batholith. The Taylor Mountain batholith is mapped as granodiorite and

locally includes quartz monzonite, quartz diorite, diorite, and lamprophyre dykes. This western section has a very uniform magnetic appearance and a distinct contact with less magnetic material to the north. The batholith continues for many kilometres to the east, but the magnetic signature is much less distinct. The eastern contact of this feature is poorly defined and was difficult to recognize in the geologic mapping due to the large amounts of country rock that have been partly assimilated into the granodiorite. The change in the magnetic signature of the batholith occurs to the east of structural feature, F_{11}. Several strong magnetic lows are situated within M_2, including zone L_{10}, which may reflect remnant magnetism. Little conductivity is associated with this magnetic feature. The eastern portion of M_2 displays some association with weak surficial conductivity, and a small zone, R_{19}, which displays moderate conductivity possibly associated with bedrock sources. R_{19} is coincident with a small portion of the Taylor Mountain batholith that is mapped as consisting mainly of diorite.

R_{20} is a small conductive zone situated north of R_{19}, along F_{11}. It reflects possible bedrock conductivity, but anomaly shapes are poorly defined. It is generally associated with a non-magnetic unit.

Conductive zone R_{21} is situated at the northern edge of the survey block near the eastern limit of sheet 1. Neither portion of R_{21} displays any direct magnetic correlation, as both parts are situated within a relatively non-magnetic zone. The southern portion of this zone is coincident with a possible structural break, F_{12}. R_{21} seems to indicate a broad conductive source at depth. R_{22} is a small conductive unit that is situated southeast of R_{21} along F_{12}. This zone reflects a thin dyke-like bedrock source dipping to the south. No magnetic correlation exists for this zone.

Zone R_{23} is a large, highly conductive unit situated in the vicinity of the town of Chicken. Resistivities of less than 15 ohm-metres are evident within this zone. It consists of multiple anomalies which reflect strong, closely-spaced bedrock sources. Anomaly characteristics are difficult to distinguish, due to their proximity to each other. Several cultural features can be seen on the video flight path records coincident with this zone. Anomalies of interest should be checked during follow-up work to determine their causative sources within this zone due to their proximity to the town of Chicken. Magnetic correlation varies within this zone. R_{23} is situated within a magnetically complex area that displays a general correlation with the eastern portion of the Taylor Mountain batholith. There are, however, several outcrops of Tertiary basalt, which are situated around the periphery of R_{23}. Some of the basalt outcrops are associated with magnetic lows, suggesting magnetite destruction associated with weathering, or alteration. Much of the conductivity associated with this zone may be due to the weathering of basalts to clays. R_{23} is bounded at its eastern and northern

limits by possible structural features F_{13} and F_{14} respectively. Both have been inferred from the magnetic data. It is difficult to determine the extent of these basalts as much of this zone is covered with Quaternary deposits consisting of alluvium and intermediate and high terrace deposits. These deposits are made up primarily of sand and gravel.

Several other conductive zones are evident within the complex magnetic area associated with the eastern edge of the Taylor Mountain batholith. R_{24} and R_{25} are two moderately conductive zones with trend approximately north/south. Both trends appear to reflect bedrock sources, although anomaly characteristics are poorly defined partially due to their strike at such a shallow angle to the flight lines. These zones are coincident with a prominent north/south trending break in the magnetics, F_{15}. This break manifests itself as a magnetic low. R_{24} and R_{25} probably result from the same causative source, but are separated by structural feature F_{16}. A small outcrop of Tertiary basalt is coincident with the central portion of R_{25}.

Another prominent north/south trending structural feature, F_{17}, can be inferred from the magnetic data approximately 5 ½ kilometres to the east of F_{15}. This break generally defines the eastern contact of the Taylor Mountain batholith with a zone of Paleozoic quartz-mica schist and greenschist. Conductive zone R_{26} is situated near the northern limit of this structural break. It consists of several closely spaced anomalies indicative of bedrock sources. There is some evidence that the source of this zone dips to the north.

Conductive zones R_{27} and R_{28} are also situated near the eastern edge of the highly complex magnetic zone, which is generally associated with the Taylor Mountain batholith. Both are situated within the less complex magnetic zone to the east. They consist of closely spaced anomalies indicative of possible bedrock sources. Both zones display some evidence of dips to the south. Neither exhibits any direct magnetic correlation, but are situated at the intersection of many possible structural features.

A highly magnetic, magnetite-rich unit, M_3, is situated immediately east of R_{26}. This unit is generally non-conductive. The northern section of this unit is coincident with a small zone mapped as an intrusion of undifferentiated granitic rocks. These Tertiary to Mesozoic rocks are primarily quartz monzonite and granodiorite but include granite to diorite with local aplite, alaskite, and pegmatite. The magnetic zone is much larger than the mapped unit, suggesting that if the magnetic anomaly is diagnostic of this intrusive, its limits are much larger than mapped. This zone appears to be truncated at its eastern limit by possible structural feature, F_{19}. L_{11} is a strong magnetic low situated within M_3, which appears to define a small feature associated with remnant magnetism.

Magnetic unit M_4 is also coincident with a mapped intrusion of the same composition as M_3. Magnetic intensities are similar, although M_4 appears to be slightly more complex, and is intersected by more possible structural features. Some conductivity is associated with this zone, although most appears to be related to surficial sources. R_{29}, however, is a small zone of conductivity situated within M_4. It is coincident with a possible structural feature, which intersects M_4. It reflects a thin, dyke-like source, which possibly dips to the south.

Much of the eastern portion of sheet 2 is mapped as Precambrian to Paleozoic biotite gneiss and amphibolite intruded by several small units with geology similar to those associated with M_3 and M_4. This area, however, is magnetically complex, and exhibits many conductive zones, which appear to reflect bedrock sources. The southwestern portion of sheet 2 is particularly complex, especially at the contact between the biotite gneiss and amphibolite and a unit of quartz-mica schist to the west. Conductive units R_{30}, R_{31} and R_{32} trend east/west in the vicinity of an east/west contact between these units. These three conductive trends reflect single, thin bedrock sources. They exhibit dips to the north. R_{30} and R_{31} are possibly part of the same feature, which has been offset by F_{20}. These trends display similar magnetic correlation, as they are coincident with thin magnetic lows which alternate with thin more highly magnetic trends.

Zones R_{33} through R_{36} are situated near the previous trends and display similar EM anomaly characteristics, except that there is evidence of dips to the south. R_{35} may be a continuation of R_{30} that has been offset by F_{21}. It appears to be overturned relative to R_{30}. None display any direct magnetic correlation, and are situated within magnetic lows. R_{37} is situated near the previous trends, but differs as it displays evidence of a dip to the north and direct magnetic correlation. It is indicative of a bedrock source coincident with a thin, moderately magnetic trend. It possibly reflects conductive sulphides with associated magnetic mineralization.

The central region of this sheet exhibits three prominent northwest/southeast trending linear structural features, F_{20}, F_{22} and F_{23}. All have been interpreted from the magnetic data. F_{22} is coincident with a river, suggesting that this topographical feature is structurally controlled. Several conductive units, R_{38}, R_{39} and R_{40}, are associated with these breaks. R_{38} and R_{39} trend northwest/southeast along F_{20} and F_{22} respectively. They consist of multiple bedrock sources. Some anomalies within R_{38} exhibit dips to the south. R_{40} is situated at the intersection of F_{23} and F_{25}. It consists of possible bedrock sources.

Zones R_{41} and R_{42} are situated to the southwest of the previous trends, within a zone of very complex magnetics. Many possible structural breaks have been interpreted in this region, and appear to trend in several different directions. R_{41} is separated from

R_{42} by an inferred east-northeast/west-southwest trending structural feature. Both zones consist of multiple anomalies indicative of closely spaced bedrock sources. There is some evidence of dips to the north. This region is interesting as many of the trends display varying dips. Zones R_{26}, R_{30}, R_{31}, R_{37}, and R_{42} all display north dips, whereas zones R_{34}, R_{35}, and R_{38} exhibit dips to the south.

F_{24} defines a possible north/south trending structural feature. Conductive zone R_{43} coincides with F_{24}, and is bounded by F_{22} and F_{23} to the north and south respectively. It consists of poorly defined anomalies that may reflect bedrock sources. Anomalies are poorly defined partly due to their shallow strike angle relative to the flight lines. The conductivity of this zone may also be due in part to surficial sources.

A large, complex magnetic feature is situated near the northern edge of sheet 2. M_5 is situated immediately north of M_4, separated from it by possible structural feature F_{26}. Three conductive zones, R_{44}, R_{45}, and R_{46} are situated around the periphery of this magnetite-rich feature, at the magnetic contact with less magnetic material to the north and east. All are indicative of thin, moderately strong bedrock sources. They are probably part of the same conductive unit that has been folded and faulted. R_{44} and R_{45} appear to be separated from each other by F_{26}.

M_6 is a small, highly magnetic zone situated near the eastern edge of the survey block. It is magnetite-rich, as is indicated by the associated strong negative inphase responses. This unit displays a general correlation with a unit mapped as Mesozoic or Paleozoic serpentinized peridotite, although the magnetic body is more extensive than the mapped geologic unit. Little conductivity is associated with this zone, although a large conductive zone is situated immediately to the east of it. This conductive zone, R_{47}, displays a general association with a mapped unit of Paleozoic quartz-mica schist and greenschist. It consists of many possible bedrock sources, although individual anomalies are poorly defined. Some interesting anomalies are evident near the northern edge of this feature. They are indicative of moderately strong, thin, dyke-like bedrock sources. This zone displays no direct magnetic correlation as it is situated within a magnetic low. R_{48} is an arcuate conductive trend that is located to the north of R_{47}. This trend displays similar EM anomaly characteristics to R_{47}, although it is much less extensive. This trend also displays no magnetic correlation.

Several other conductive zones are evident within the survey block. Most appear to be related to bedrock sources and display similar EM characteristics. None display any direct magnetic correlation, although several are associated with possible structural features, which may enhance their potential as areas of interest.

The geophysical results, in general, correlate moderately well with the known Geology in the survey area. Larger features, such as the Taylor Mountain batholith, and other intrusives and features composed of volcanic rocks, display distinct geophysical signatures. Many faults and contacts are also evident in the data, and may be extended based on the geophysical results. The area is magnetically complex and displays many conductive features which are possibly related to bedrock sources.

A complete assessment of the survey data should be undertaken, compiling all geophysical, geological and geochemical data available in areas which are selected for follow-up.

CONCLUSIONS and RECOMMENDATIONS

This report provides a very brief description of the survey results and describes the equipment, procedures and logistics of the survey.

There are many anomalies in the survey block which are typical of massive sulphide or graphite responses. The survey was also successful in locating a few moderately weak or broad conductors which may warrant additional work. The various maps included with this report display the magnetic and conductive properties of the survey area.

The total field magnetic data have successfully mapped the structure and lithology of the survey area. Interpretation sketch maps included with this report identify numerous faults and contacts which have been inferred from the magnetic data.

The resistivity products provided information for general geological mapping purposes. Contact, faults and conductive stratigraphic units are all apparent on the resistivity maps.

It is recommended that the survey results be reviewed in detail, in conjunction with all available geophysical, geological and geochemical information. Particular reference should be made to the computer generated data profiles which clearly define the characteristics of the individual anomalies.

It is also recommended that image processing of existing geophysical data be considered, in order to extract the maximum amount of information from the survey results. Current software and imaging techniques often provide valuable information on structure and lithology, which may not be clearly evident on the contour and colour maps. These techniques can yield images which define subtle, but significant, structural details.

Respectfully submitted,

GEOTERREX-DIGHEM

Ruth A. Pritchard
Geophysicist

RAP/sdp

R0659NOV.98

APPENDIX A

LIST OF PERSONNEL

The following personnel were involved in the acquisition, processing, interpretation and presentation of data, relating to a DIGHEM^{V} airborne geophysical survey carried out under contract to Stevens Exploration Management Corp., for the State of Alaska in the Fortymile area, East-Central Alaska.

Chris Nind	General Manager
Greg Paleolog	Manager, Helicopter Operations
Megan Sheffer	Field Geophysicist
Victor Chen	Field Geophysicist
Troy Will	Geophysical Operator
Tim Perry	Pilot (Era Aviation Inc.)
Doug McConnell	Manager, Computer Production
Gordon Smith	Data Processing Supervisor
Ruth A. Pritchard	Interpretation Geophysicist
Jonathan Rudd	Interpretation Geophysicist
Lyn Vanderstarren	Drafting Supervisor
Susan Pothiah	Word Processing Operator
Albina Tonello	Secretary/Expeditor

The survey consisted of 4753 miles (7648 km) of coverage, flown from August 18 to September 10, 1998.

All personnel are employees of Geoterrex-Dighem, except for the pilot who is an employee of Era Aviation Inc.

GEOTERREX-DIGHEM

Ruth A. Pritchard
Geophysicist

RAP/sdp

R0659NOV.98

APPENDIX B

BACKGROUND INFORMATION

BACKGROUND INFORMATION

Electromagnetics

DIGHEM electromagnetic responses fall into two general classes, discrete and broad. The discrete class consists of sharp, well-defined anomalies from discrete conductors such as sulphide lenses and steeply dipping sheets of graphite and sulfides. The broad class consists of wide anomalies from conductors having a large horizontal surface such as flatly dipping graphite or sulphide sheets, saline water-saturated sedimentary formations, conductive overburden and rock, and geothermal zones. A vertical conductive slab with a width of 200 m would straddle these two classes.

The vertical sheet (half plane) is the most common model used for the analysis of discrete conductors. All anomalies plotted on the geophysical maps are analyzed according to this model. The following section entitled **Discrete Conductor Analysis** describes this model in detail, including the effect of using it on anomalies caused by broad conductors such as conductive overburden.

The conductive earth (half space) model is suitable for broad conductors. Resistivity contour maps result from the use of this model. A later section entitled **Resistivity Mapping** describes the method further, including the effect of using it on anomalies caused by discrete conductors such as sulphide bodies.

Geometric Interpretation

The geophysical interpreter attempts to determine the geometric shape and dip of the conductor. Figure B-1 shows typical DIGHEM anomaly shapes which are used to guide the geometric interpretation.

Discrete Conductor Analysis

The EM anomalies appearing on the electromagnetic map are analyzed by computer to give the conductance (i.e., conductivity-thickness product) in siemens (mhos) of a vertical sheet model. This is done regardless of the interpreted geometric shape of the conductor. This is not an unreasonable procedure, because the computed conductance increases as the electrical quality of the conductor increases, regardless of its true shape. DIGHEM anomalies are divided into seven grades of conductance, as shown in Table B-1. The conductance in siemens (mhos) is the reciprocal of resistance in ohms.

The conductance value is a geological parameter because it is a characteristic of the conductor alone. It generally is independent of frequency, flying height or depth of

burial, apart from the averaging over a greater portion of the conductor as height increases. Small anomalies from deeply buried strong conductors are not confused with small anomalies from shallow weak conductors because the former will have larger conductance values.

Table B-1. EM Anomaly Grades

Anomaly Grade	Siemens
7	> 100
6	50 - 100
5	20 - 50
4	10 - 20
3	5 - 10
2	1 - 5
1	< 1

Conductive overburden generally produces broad EM responses which may not be shown as anomalies on the geophysical maps. However, patchy conductive overburden in otherwise resistive areas can yield discrete anomalies with a conductance grade (cf. Table B-1) of 1, 2 or even 3 for conducting clays which have resistivities as low as 50 ohm-m. In areas where ground resistivities are below 10 ohm-m, anomalies caused by weathering variations and similar causes can have any conductance grade. The anomaly shapes from the multiple coils often allow such conductors to be recognized, and these are indicated by the letters S, H, and sometimes E on the geophysical maps (see EM legend on maps).

For bedrock conductors, the higher anomaly grades indicate increasingly higher conductances. Examples: DIGHEM's New Insco copper discovery (Noranda, Canada) yielded a grade 5 anomaly, as did the neighbouring copper-zinc Magusi River ore body; Mattabi (copper-zinc, Sturgeon Lake, Canada) and Whistle (nickel, Sudbury, Canada) gave grade 6; and DIGHEM's Montcalm nickel-copper discovery (Timmins, Canada) yielded a grade 7 anomaly. Graphite and sulfides can span all grades but, in any particular survey area, field work may show that the different grades indicate different types of conductors.

Strong conductors (i.e., grades 6 and 7) are characteristic of massive sulfides or graphite. Moderate conductors (grades 4 and 5) typically reflect graphite or sulfides of a less massive character, while weak bedrock conductors (grades 1 to 3) can signify poorly connected graphite or heavily disseminated sulfides. Grades 1 and 2 conductors may not respond to ground EM equipment using frequencies less than 2000 Hz.

The presence of sphalerite or gangue can result in ore deposits having weak to moderate conductances. As an example, the three million ton lead-zinc deposit of Restigouche Mining Corporation near Bathurst, Canada, yielded a well-defined grade 2 conductor. The 10 percent by volume of sphalerite occurs as a coating around the fine grained massive pyrite, thereby inhibiting electrical conduction. Faults, fractures and shear zones may produce anomalies which typically have low conductances (e.g., grades 1 to 3). Conductive rock formations can yield anomalies of any conductance grade. The conductive materials in such rock formations can be salt water, weathered products such as clays, original depositional clays, and carbonaceous material.

For each interpreted electromagnetic anomaly on the geophysical maps, a letter identifier and an interpretive symbol are plotted beside the EM grade symbol. The horizontal rows of dots, under the interpretive symbol, indicate the anomaly amplitude on the flight record. The vertical column of dots, under the anomaly letter, gives the estimated depth. In areas where anomalies are crowded, the letter identifiers, interpretive symbols and dots may be obliterated. The EM grade symbols, however, will always be discernible, and the obliterated information can be obtained from the anomaly listing appended to this report.

The purpose of indicating the anomaly amplitude by dots is to provide an estimate of the reliability of the conductance calculation. Thus, a conductance value obtained from a large ppm anomaly (3 or 4 dots) will tend to be accurate whereas one obtained from a small ppm anomaly (no dots) could be quite inaccurate. The absence of amplitude dots indicates that the anomaly from the coaxial coil-pair is 5 ppm or less on both the inphase and quadrature channels. Such small anomalies could reflect a weak conductor at the surface or a stronger conductor at depth. The conductance grade and depth estimate illustrates which of these possibilities fits the recorded data best.

The conductance measurement is considered more reliable than the depth estimate. There are a number of factors which can produce an error in the depth estimate, including the averaging of topographic variations by the altimeter, overlying conductive overburden, and the location and attitude of the conductor relative to the flight line. Conductor location and attitude can provide an erroneous depth estimate because the stronger part of the conductor may be deeper or to one side of the flight line, or because it has a shallow dip. A heavy tree cover can also produce errors in depth estimates. This is because the depth estimate is computed as the distance of bird from conductor, minus the altimeter reading. The altimeter can lock onto the top of a dense forest canopy. This situation yields an erroneously large depth estimate but does not affect the conductance estimate.

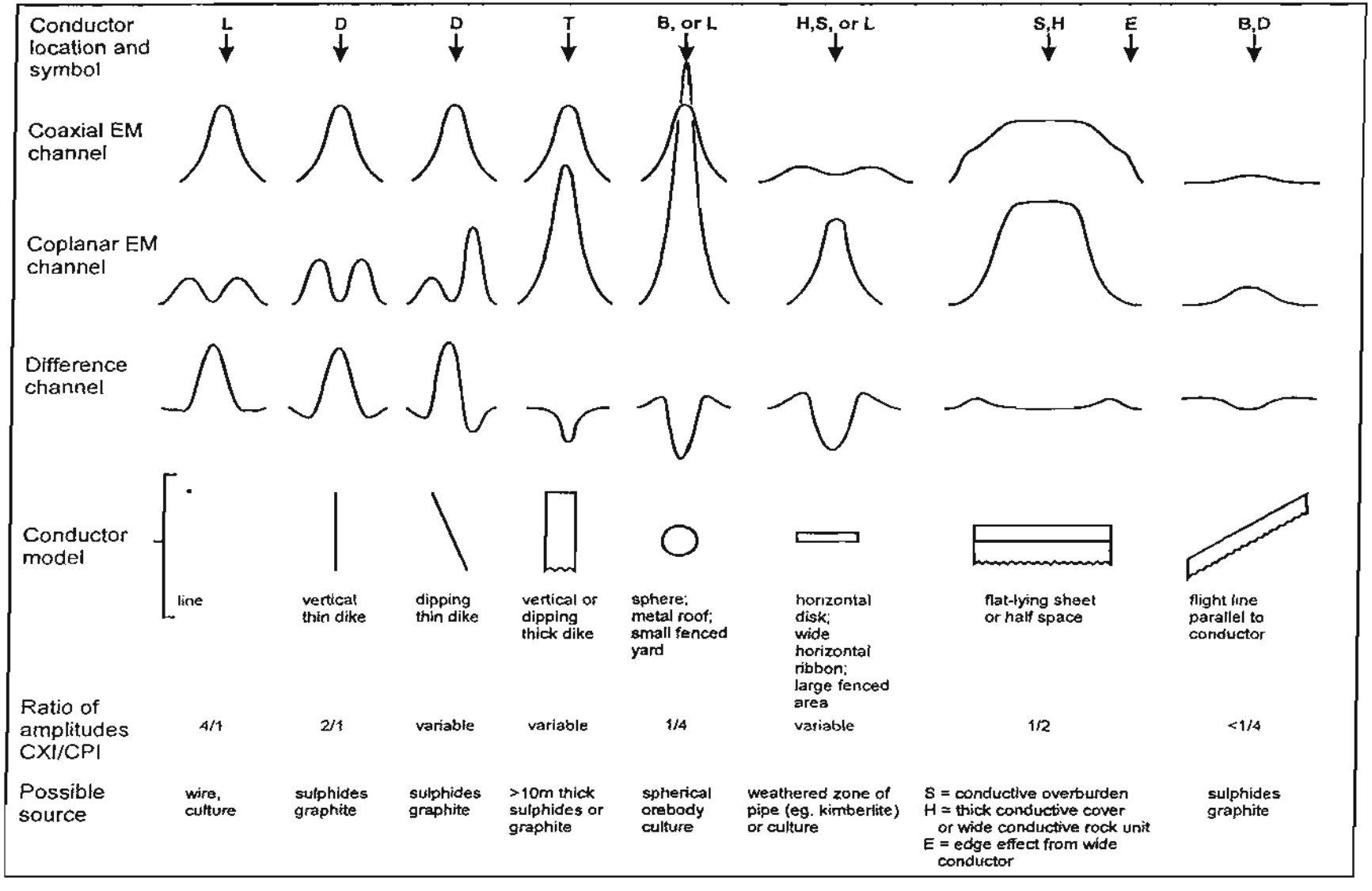

Typical DIGHEM anomaly shapes

Figure B-1

Dip symbols are used to indicate the direction of dip of conductors. These symbols are used only when the anomaly shapes are unambiguous, which usually requires a fairly resistive environment.

A further interpretation is presented on the EM map by means of the line-to-line correlation of bedrock anomalies, which is based on a comparison of anomaly shapes on adjacent lines. This provides conductor axes which may define the geological structure over portions of the survey area. The absence of conductor axes in an area implies that anomalies could not be correlated from line to line with reasonable confidence.

DIGHEM electromagnetic anomalies are designed to provide a correct impression of conductor quality by means of the conductance grade symbols. The symbols can stand alone with geology when planning a follow-up program. The actual conductance values are printed in the attached anomaly list for those who wish quantitative data. The anomaly ppm and depth are indicated by inconspicuous dots which should not distract from the conductor patterns, while being helpful to those who wish this information. The map provides an interpretation of conductors in terms of length, strike and dip, geometric shape, conductance, depth, and thickness. The accuracy is comparable to an interpretation from a high quality ground EM survey having the same line spacing.

The attached EM anomaly list provides a tabulation of anomalies in ppm, conductance, and depth for the vertical sheet model. The EM anomaly list also shows the conductance and depth for a thin horizontal sheet (whole plane) model, but only the vertical sheet parameters appear on the EM map. The horizontal sheet model is suitable for a flatly dipping thin bedrock conductor such as a sulphide sheet having a thickness less than 10 m. The list also shows the resistivity and depth for a conductive earth (half space) model, which is suitable for thicker slabs such as thick conductive overburden. In the EM anomaly list, a depth value of zero for the conductive earth model, in an area of thick cover, warns that the anomaly may be caused by conductive overburden.

Since discrete bodies normally are the targets of EM surveys, local base (or zero) levels are used to compute local anomaly amplitudes. This contrasts with the use of true zero levels which are used to compute true EM amplitudes. Local anomaly amplitudes are shown in the EM anomaly list and these are used to compute the vertical sheet parameters of conductance and depth. Not shown in the EM anomaly list are the true amplitudes which are used to compute the horizontal sheet and conductive earth parameters.

Questionable Anomalies

DIGHEM maps may contain EM responses which are displayed as asterisks (*). These responses denote weak anomalies of indeterminate conductance, which may reflect one of the following: a weak conductor near the surface, a strong conductor at depth (e.g., 100 to 120 m below surface) or to one side of the flight line, or aerodynamic noise. Those responses that have the appearance of valid bedrock anomalies on the flight profiles are indicated by appropriate interpretive symbols (see EM legend on maps). The others probably do not warrant further investigation unless their locations are of considerable geological interest.

The Thickness Parameter

DIGHEM can provide an indication of the thickness of a steeply dipping conductor. The amplitude of the coplanar anomaly (e.g., CPI channel on the digital profile) increases relative to the coaxial anomaly (e.g., CXI) as the apparent thickness increases, i.e., the thickness in the horizontal plane. (The thickness is equal to the conductor width if the conductor dips at 90 degrees and strikes at right angles to the flight line.) This report refers to a conductor as thin when the thickness is likely to be less than 3 m, and thick when in excess of 10 m. Thick conductors are indicated on the EM map by parentheses "( )". For base metal exploration in steeply dipping geology, thick conductors can be high priority targets because many massive sulphide ore bodies are thick, whereas non-economic bedrock conductors are often thin. The system cannot sense the thickness when the strike of the conductor is subparallel to the flight line, when the conductor has a shallow dip, when the anomaly amplitudes are small, or when the resistivity of the environment is below 100 ohm-m.

Resistivity Mapping

Resistivity mapping is useful in areas where broad or flat lying conductive units are of interest. One example of this is the clay alteration that is associated with Carlin-type deposits in the south west United States. The Dighem system was able to identify the clay alteration zone over the Cove deposit. The alteration zone appeared as a strong resistivity low on the 900 Hz resistivity parameter. The 7,200 Hz and 56,000 Hz resistivities show more of the detail in the covering sediments, and delineate a range front fault. This is typical in many areas of the south west United States, where conductive near surface sediments, which may sometimes be alkalic, attenuate the higher frequencies.

Resistivity mapping has proven successful for locating diatremes in diamond exploration. Weathering products from relatively soft kimberlite pipes produce a resistivity contrast with the unaltered host rock. In many cases weathered kimberlite

pipes were associated with thick conductive layers which contrasted with overlying or adjacent relatively thin layers of lake bottom sediments or overburden.

Areas of widespread conductivity are commonly encountered during surveys. These conductive zones may reflect alteration zones, shallow-dipping sulphide or graphite-rich units or conductive overburden. In such areas, anomalies can be generated by decreases of only 5 m in survey altitude as well as by increases in conductivity. The typical flight record in conductive areas is characterized by inphase and quadrature channels which are continuously active. Local EM peaks reflect either increases in conductivity of the earth or decreases in survey altitude. For such conductive areas, apparent resistivity profiles and contour maps are necessary for the correct interpretation of the airborne data. The advantage of the resistivity parameter is that anomalies caused by altitude changes are virtually eliminated, so the resistivity data reflect only those anomalies caused by conductivity changes. The resistivity analysis also helps the interpreter to differentiate between conductive bedrock and conductive overburden. For example, discrete conductors will generally appear as narrow lows on the contour map and broad conductors (e.g., overburden) will appear as wide lows.

The apparent resistivity is calculated using the pseudo-layer (or buried) half space model defined by Fraser (1978)[2]. This model consists of a resistive layer overlying a conductive half space. The depth channels give the apparent depth below surface of the conductive material. The apparent depth is simply the apparent thickness of the overlying resistive layer. The apparent depth (or thickness) parameter will be positive when the upper layer is more resistive than the underlying material, in which case the apparent depth may be quite close to the true depth.

The apparent depth will be negative when the upper layer is more conductive than the underlying material, and will be zero when a homogeneous half space exists. The apparent depth parameter must be interpreted cautiously because it will contain any errors which may exist in the measured altitude of the EM bird (e.g., as caused by a dense tree cover). The inputs to the resistivity algorithm are the inphase and quadrature components of the coplanar coil-pair. The outputs are the apparent resistivity of the conductive half space (the source) and the sensor-source distance. The flying height is not an input variable, and the output resistivity and sensor-source distance are independent of the flying height when the conductivity of the measured material is sufficient to yield significant inphase as well as quadrature responses. The apparent depth, discussed above, is simply the sensor-source distance minus the measured altitude or flying height.

---

[2] Resistivity mapping with an airborne multicoil electromagnetic system: Geophysics, v. 43, p.144-172

Consequently, errors in the measured altitude will affect the apparent depth parameter but not the apparent resistivity parameter.

The apparent depth parameter is a useful indicator of simple layering in areas lacking a heavy tree cover. The DIGHEM system has been flown for purposes of permafrost mapping, where positive apparent depths were used as a measure of permafrost thickness. However, little quantitative use has been made of negative apparent depths because the absolute value of the negative depth is not a measure of the thickness of the conductive upper layer and, therefore, is not meaningful physically. Qualitatively, a negative apparent depth estimate usually shows that the EM anomaly is caused by conductive overburden. Consequently, the apparent depth channel can be of significant help in distinguishing between overburden and bedrock conductors.

Interpretation in Conductive Environments

Environments having low background resistivities (e.g., below 30 ohm-m for a 900 Hz system) yield very large responses from the conductive ground. This usually prohibits the recognition of discrete bedrock conductors. However, DIGHEM data processing techniques produce three parameters which contribute significantly to the recognition of bedrock conductors in conductive environments. These are the inphase and quadrature difference channels (DFI and DFQ, which are available only on systems with common frequencies on orthogonal coil pairs), and the resistivity and depth channels (RES and DP) for each coplanar frequency.

The EM difference channels (DFI and DFQ) eliminate most of the responses from conductive ground, leaving responses from bedrock conductors, cultural features (e.g., telephone lines, fences, etc.) and edge effects. Edge effects often occur near the perimeter of broad conductive zones. This can be a source of geologic noise. While edge effects yield anomalies on the EM difference channels, they do not produce resistivity anomalies. Consequently, the resistivity channel aids in eliminating anomalies due to edge effects. On the other hand, resistivity anomalies will coincide with the most highly conductive sections of conductive ground, and this is another source of geologic noise. The recognition of a bedrock conductor in a conductive environment therefore is based on the anomalous responses of the two difference channels (DFI and DFQ) and the resistivity channels (RES). The most favourable situation is where anomalies coincide on all channels.

The DP channels, which give the apparent depth to the conductive material, also help to determine whether a conductive response arises from surficial material or from a conductive zone in the bedrock. When these channels ride above the zero level on the digital profiles (i.e., depth is negative), it implies that the EM and resistivity profiles are responding primarily to a conductive upper layer, i.e., conductive overburden. If the DP

channels are below the zero level, it indicates that a resistive upper layer exists, and this usually implies the existence of a bedrock conductor. If the low frequency DP channel is below the zero level and the high frequency DP is above, this suggests that a bedrock conductor occurs beneath conductive cover.

The conductance channel CDT identifies discrete conductors which have been selected by computer for appraisal by the geophysicist. Some of these automatically selected anomalies on channel CDT are discarded by the geophysicist. The automatic selection algorithm is intentionally oversensitive to assure that no meaningful responses are missed. The interpreter then classifies the anomalies according to their source and eliminates those that are not substantiated by the data, such as those arising from geologic or aerodynamic noise.

Reduction of Geologic Noise

Geologic noise refers to unwanted geophysical responses. For purposes of airborne EM surveying, geologic noise refers to EM responses caused by conductive overburden and magnetic permeability. It was mentioned previously that the EM difference channels (i.e., channel DFI for inphase and DFQ for quadrature) tend to eliminate the response of conductive overburden.

Magnetite produces a form of geological noise on the inphase channels of all EM systems. Rocks containing less than 1% magnetite can yield negative inphase anomalies caused by magnetic permeability. When magnetite is widely distributed throughout a survey area, the inphase EM channels may continuously rise and fall, reflecting variations in the magnetite percentage, flying height, and overburden thickness. This can lead to difficulties in recognizing deeply buried bedrock conductors, particularly if conductive overburden also exists. However, the response of broadly distributed magnetite generally vanishes on the inphase difference channel DFI. This feature can be a significant aid in the recognition of conductors which occur in rocks containing accessory magnetite.

EM Magnetite Mapping

The information content of DIGHEM data consists of a combination of conductive eddy current responses and magnetic permeability responses. The secondary field resulting from conductive eddy current flow is frequency-dependent and consists of both inphase and quadrature components, which are positive in sign. On the other hand, the secondary field resulting from magnetic permeability is independent of frequency and consists of only an inphase component which is negative in sign. When magnetic permeability manifests itself by decreasing the measured amount of positive inphase, its presence may be difficult to recognize. However, when it manifests itself by yielding a

negative inphase anomaly (e.g., in the absence of eddy current flow), its presence is assured. In this latter case, the negative component can be used to estimate the percent magnetite content.

A magnetite mapping technique was developed for the coplanar coil-pair of DIGHEM. The method can be complementary to magnetometer mapping in certain cases. Compared to magnetometry, it is far less sensitive but is more able to resolve closely spaced magnetite zones, as well as providing an estimate of the amount of magnetite in the rock. The method is sensitive to 1/4% magnetite by weight when the EM sensor is at a height of 30 m above a magnetitic half space. It can individually resolve steep dipping narrow magnetite-rich bands which are separated by 60 m. Unlike magnetometry, the EM magnetite method is unaffected by remanent magnetism or magnetic latitude.

The EM magnetite mapping technique provides estimates of magnetite content which are usually correct within a factor of 2 when the magnetite is fairly uniformly distributed. EM magnetite maps can be generated when magnetic permeability is evident as negative inphase responses on the data profiles.

Like magnetometry, the EM magnetite method maps only bedrock features, provided that the overburden is characterized by a general lack of magnetite. This contrasts with resistivity mapping which portrays the combined effect of bedrock and overburden.

Recognition of Culture

Cultural responses include all EM anomalies caused by man-made metallic objects. Such anomalies may be caused by inductive coupling or current gathering. The concern of the interpreter is to recognize when an EM response is due to culture. Points of consideration used by the interpreter, when coaxial and coplanar coil-pairs are operated at a common frequency, are as follows:

1. Channels CXP and CPP monitor 60 Hz radiation. An anomaly on these channels shows that the conductor is radiating power. Such an indication is normally a guarantee that the conductor is cultural. However, care must be taken to ensure that the conductor is not a geologic body which strikes across a power line, carrying leakage currents.

2. A flight which crosses a "line" (e.g., fence, telephone line, etc.) yields a centre-peaked coaxial anomaly and an m-shaped coplanar anomaly.[3] When the flight

[3] See Figure B-1 presented earlier.

crosses the cultural line at a high angle of intersection, the amplitude ratio of coaxial/coplanar response is 4. Such an EM anomaly can only be caused by a line. The geologic body which yields anomalies most closely resembling a line is the vertically dipping thin dike. Such a body, however, yields an amplitude ratio of 2 rather than 4. Consequently, an m-shaped coplanar anomaly with a CXI/CPI amplitude ratio of 4 is virtually a guarantee that the source is a cultural line.

3. A flight which crosses a sphere or horizontal disk yields centre-peaked coaxial and coplanar anomalies with a CXI/CPI amplitude ratio (i.e., coaxial/coplanar) of 1/4. In the absence of geologic bodies of this geometry, the most likely conductor is a metal roof or small fenced yard.[4] Anomalies of this type are virtually certain to be cultural if they occur in an area of culture.

4. A flight which crosses a horizontal rectangular body or wide ribbon yields an m-shaped coaxial anomaly and a centre-peaked coplanar anomaly. In the absence of geologic bodies of this geometry, the most likely conductor is a large fenced area.[5] Anomalies of this type are virtually certain to be cultural if they occur in an area of culture.

5. EM anomalies which coincide with culture, as seen on the camera film or video display, are usually caused by culture. However, care is taken with such coincidences because a geologic conductor could occur beneath a fence, for example. In this example, the fence would be expected to yield an m-shaped coplanar anomaly as in case #2 above. If, instead, a centre-peaked coplanar anomaly occurred, there would be concern that a thick geologic conductor coincided with the cultural line.

6. The above description of anomaly shapes is valid when the culture is not conductively coupled to the environment. In this case, the anomalies arise from inductive coupling to the EM transmitter. However, when the environment is quite conductive (e.g., less than 100 ohm-m at 900 Hz), the cultural conductor may be conductively coupled to the environment. In this latter case, the anomaly shapes tend to be governed by current gathering. Current gathering can completely distort the anomaly shapes, thereby complicating the identification of

---

[4] It is a characteristic of EM that geometrically similar anomalies are obtained from: (1) a planar conductor, and (2) a wire which forms a loop having dimensions identical to the perimeter of the equivalent planar conductor.

cultural anomalies. In such circumstances, the interpreter can only rely on the radiation channels and on the camera film or video records.

Magnetics

Total field magnetics provides information on the magnetic properties of the earth materials in the survey area. The information can be used to locate magnetic bodies of direct interest for exploration, and for structural and lithological mapping.

The total field magnetic response reflects the abundance of magnetic material, in the source. Magnetite is the most common magnetic mineral. Other minerals such as ilmenite, pyrrhotite, franklinite, chromite, hematite, arsenopyrite, limonite and pyrite are also magnetic, but to a lesser extent than magnetite on average.

In some geological environments, an EM anomaly with magnetic correlation has a greater likelihood of being produced by sulphides than one that is non-magnetic. However, sulphide ore bodies may be non-magnetic (e.g., the Kidd Creek deposit near Timmins, Canada) as well as magnetic (e.g., the Mattabi deposit near Sturgeon Lake, Canada).

Iron ore deposits will be anomalously magnetic in comparison to surrounding rock due to the concentration of iron minerals such as magnetite, ilmenite and hematite.

Changes in magnetic susceptibility often allow rock units to be differentiated based on the total field magnetic response. Geophysical classifications may differ from geological classifications if various magnetite levels exist within one general geological classification. Geometric considerations of the source such as shape, dip and depth, inclination of the earth's field and remanent magnetization will complicate such an analysis.

In general, mafic lithologies contain more magnetite and are therefore more magnetic than many sediments which tend to be weakly magnetic. Metamorphism and alteration can also increase or decrease the magnetization of a rock unit.

Textural differences on a total field magnetic contour, colour or shadow map due to the frequency of activity of the magnetic parameter resulting from inhomogeneities in the distribution of magnetite within the rock, may define certain lithologies. For example, near surface volcanics may display highly complex contour patterns with little line-to-line correlation.

Rock units may be differentiated based on the plan shapes of their total field magnetic responses. Mafic intrusive plugs can appear as isolated "bulls-eye" anomalies.

Granitic intrusives appear as sub-circular zones, and may have contrasting rings due to contact metamorphism. Generally, granitic terrain will lack a pronounced strike direction, although granite gneiss may display strike.

Linear north-south units are theoretically not well-defined on total field magnetic maps in equatorial regions due to the low inclination of the earth's magnetic field. However, most stratigraphic units will have variations in composition along strike which will cause the units to appear as a series of alternating magnetic highs and lows.

Faults and shear zones may be characterized by alteration that causes destruction of magnetite (e.g., weathering) which produces a contrast with surrounding rock. Structural breaks may be filled by magnetite-rich, fracture filling material as is the case with diabase dikes, or by non-magnetic felsic material.

Faulting can also be identified by patterns in the magnetic total field contours or colours. Faults and dikes tend to appear as lineaments and often have strike lengths of several kilometres. Offsets in narrow, magnetic, stratigraphic trends also delineate structure. Sharp contrasts in magnetic lithologies may arise due to large displacements along strike-slip or dip-slip faults.

APPENDIX C

DIGITAL ARCHIVE DESCRIPTION

- Appendix C -

DIGITAL ARCHIVE DESCRIPTION

FINAL ARCHIVE

FINAL DATA ARCHIVE FOR THE DIGHEM ELECTROMAGNETIC/MAGNETIC SURVEY OF PART OF THE FORTYMILE MINING DISTRICT, SOUTHERN EAGLE AND NORTHERN TANACROSS QUADRANGLES, ALASKA. THIS ARCHIVE HAS BEEN COMPILED UNDER CONTRACT BETWEEN THE STATE OF ALASKA, DEPARTMENT OF NATURAL RESOURCES, DIVISION OF GEOLOGICAL & GEOPHYSICAL SURVEYS (DGGS), AND STEVENS EXPLORATION MANAGEMENT CORP. AIRBORNE GEOPHYSICAL DATA FOR THE AREA WERE ACQUIRED BY GEOTERREX-DIGHEM, A DIVISION OF CGG CANADA LTD. FROM AUGUST 18 TO SEPTEMBER 10, 1998. BOTH THE EM AND MAGNETOMETER DATA WERE ACQUIRED AT A NOMINAL SURVEY ALTITUDE OF 100 FEET (30 METRES)

THIS ARCHIVE IS CONTAINED ON 2 CD-ROMS. THE FIRST CD-ROM CONTAINS ONE MAIN DIRECTORY; \GS_FILES.
THIS DIRECTORY CONTAINS ALL THE FILES LISTED BELOW WHICH ARE CONTAINED IN FOUR SUB-DIRECTORIES.

\GRD
\GXF
\PLT
\DXF

CONTENTS AS FOLLOWS:

SUB-DIRECTORY \GRD CONTAINS GEOSOFT FORMAT GRIDS OF THE FORTYMILE MINING DISTRICT (.GRD). THE PRODUCT NAMES ARE:

40m_R56	APPARENT RESISTIVITY 56406 Hz
40m_R72	APPARENT RESISTIVITY 7180 Hz
40m_R900	APPARENT RESISTIVITY 877 Hz
40m_TFM	TOTAL FIELD MAGNETICS (IGRF GRADIENT REMOVED)

SUB-DIRECTORY \GXF CONTAINS ASCII GRIDS OF THE FORTYMILE MINING DISTRICT (.GXF). THE PRODUCT NAMES ARE:

40m_R56	APPARENT RESISTIVITY 56406 Hz
40m_R72	APPARENT RESISTIVITY 7180 Hz
40m_R900	APPARENT RESISTIVITY 877 Hz
40m_TFM	TOTAL FIELD MAGNETICS (IGRF GRADIENT REMOVED)

SUB-DIRECTORY \PLT CONTAINS GEOSOFT FORMAT VECTORS (AND ASSOCIATED ATTRIBUTE FILES - .ATT) OF THE FORTYMILE MINING DISTRICT (.PLT). THE PRODUCT NAMES ARE:

40m_AN	INTERPRETED ANOMALIES
40m_fp	FLIGHT PATH
40m_stgd	ALASKA STATE GRID
40m_R56	APPARENT RESISTIVITY 56406 Hz CONTOURS
40m_R72	APPARENT RESISTIVITY 7180 Hz CONTOURS
40m_R900	APPARENT RESISTIVITY 877 Hz CONTOURS
40m_TFM	TOTAL FIELD MAGNETICS (IGRF GRADIENT REMOVED) CONTOURS

SUB-DIRECTORY \DXF CONTAINS DXF FORMAT VECTORS OF THE FORTYMILE MINING DISTRICT (.DXF). THE PRODUCT NAMES ARE:

40m_AN	INTERPRETED ANOMALIES
40m_fp	FLIGHT PATH
40m_stgd	ALASKA STATE GRID
40m_R56	APPARENT RESISTIVITY 56406 Hz CONTOURS
40m_R72	APPARENT RESISTIVITY 7180 Hz CONTOURS
40m_R900	APPARENT RESISTIVITY 877 Hz CONTOURS
40m_TFM	TOTAL FIELD MAGNETICS (IGRF GRADIENT REMOVED) CONTOURS

THE SECOND CD-ROM CONTAINS ONE MAIN DIRECTORY; \GS_XYZ (GEOSOFT XYZ DATA)

WITHIN THE DIRECTORY \GS_XYZ ON CD-ROM #2 THERE ARE FILES:

40m_anom.xyz	- GEOSOFT FORMAT ARCHIVE OF THE ANOMALY DATABASE
40mile.xyz	- GEOSOFT FORMAT ARCHIVE OF THE MAIN SURVEY DATABASE
40mxyz_format.doc	- MS-WORD DOCUMENT DESCRIBING THE CONTENTS OF 40mile.XYZ
40mxyz_format.txt	- MS-DOS TEXT DOCUMENT DESCRIBING THE CONTENTS OF 40mile.XYZ

<u>Geosoft XYZ ARCHIVE SUMMARY</u>

JOB TITLE: FORTYMILE MINING DISTRICT,
SOUTHERN EAGLE AND NORTHERN TANACROSS QUADRANGLES, ALASKA
DIGHEM SURVEY AUGUST/SEPTEMBER, 1998

JOB # :659

TYPE OF SURVEY :DIGHEM EM, MAGNETICS, RESISTIVITY

- Appendix C -

AREA :PART OF THE FORTYMILE MINING DISTRICT, ALASKA

CLIENT :STATE OF ALASKA - DIVISION OF GEOLOGICAL & GEOPHYSICAL SURVEYS (DGGS)

****

SURVEY DATA FORMAT:
---------- 99 (MAX 100 PARMETERS !)

NUMBER OF DATA FIELDS : 28

#	PARAMETER	TIME	|>>> UNITS/DESCRIPTION <<<|	# BYTES	decimals
1	X	.10	METERS UTME-NAD27 :	12	1
2	Y	.10	METERS UTMN-NAD27 :	12	1
3	FID	.10	FIDUCIAL COUNTER :	8	1
4	FLIGHT	.10	FLIGHT NUMBER :	4	0
5	MAG	.10	NT FINAL TOTAL FIELD MAGNETICS :	10	2
6	MAGIGRF	.10	NT MAGNETICS (IGRF GRADIENT REMOVED) :	10	2
7	LAT	1.00	LATITUDE - WGS84 :	12	6
8	LON	1.00	LONGITUDE - WGS84 :	12	6
9	BIRDHITE	.10	FEET SENSOR HEIGHT ABOVE TERRAIN :	8	2
10	DEM	.10	METERS DIGITAL ELEVATION MODEL :	8	1
11	CXI900	.10	PPM INPHASE COAXIAL 1104HZ :	8	1
12	CXQ900	.10	PPM QUADRATURE COAXIAL 1104HZ :	8	1
13	CPI900	.10	PPM INPHASE COPLANAR 877HZ :	8	1
14	CPQ900	.10	PPM QUADRATURE COPLANAR 877HZ :	8	1
15	CXI5500	.10	PPM INPHASE COAXIAL 5935HZ :	8	1
16	CXQ5500	.10	PPM QUADRATURE COAXIAL 5935HZ :	8	1
17	CPI7200	.10	PPM INPHASE COPLANAR 7180HZ :	8	1
18	CPQ7200	.10	PPM QUADRATURE COPLANAR 7180HZ :	8	1
19	CPI56K	.10	PPM INPHASE COPLANAR 56406HZ :	8	1
20	CPQ56K	.10	PPM QUADRATURE COPLANAR 56406HZ :	8	1
21	RES56K	.10	OHM-M APPARENT RESISTIVITY 56406HZ :	8	1
22	DP56K	.10	METERS CALCULATED DEPTH 56406HZ :	8	1
23	RES7200	.10	OHM-M APPARENT RESISTIVITY 7180HZ :	8	1
24	DP7200	.10	METERS CALCULATED DEPTH 7180HZ :	8	1
25	RES900	.10	OHM-M APPARENT RESISTIVITY 877HZ :	8	1
26	DP900	.10	METERS CALCULATED DEPTH 877HZ :	8	1
27	DIFI	.10	DIFFERENCE FUNCTION CALCULATED FROM THE COAXIAL 1104HZ AND COPLANAR 877HZ INPHASE DATA :	8	1
28	DIFQ	.10	DIFFERENCE FUNCTION CALCULATED FROM THE COAXIAL 1104HZ AND COPLANAR 877HZ QUADRATURE DATA :	8	1

- Appendix C -

BY WHOM :CGG GEOTERREX-DIGHEM
2270 ARGENTIA ROAD, UNIT 2
MISSISSAUGA, ONTARIO,
CANADA L4Z 1X1
TEL. (905) 812-0212
FAX (905) 812-1504
JANUARY, 1999

APPENDIX D

FINAL MAP INDICES

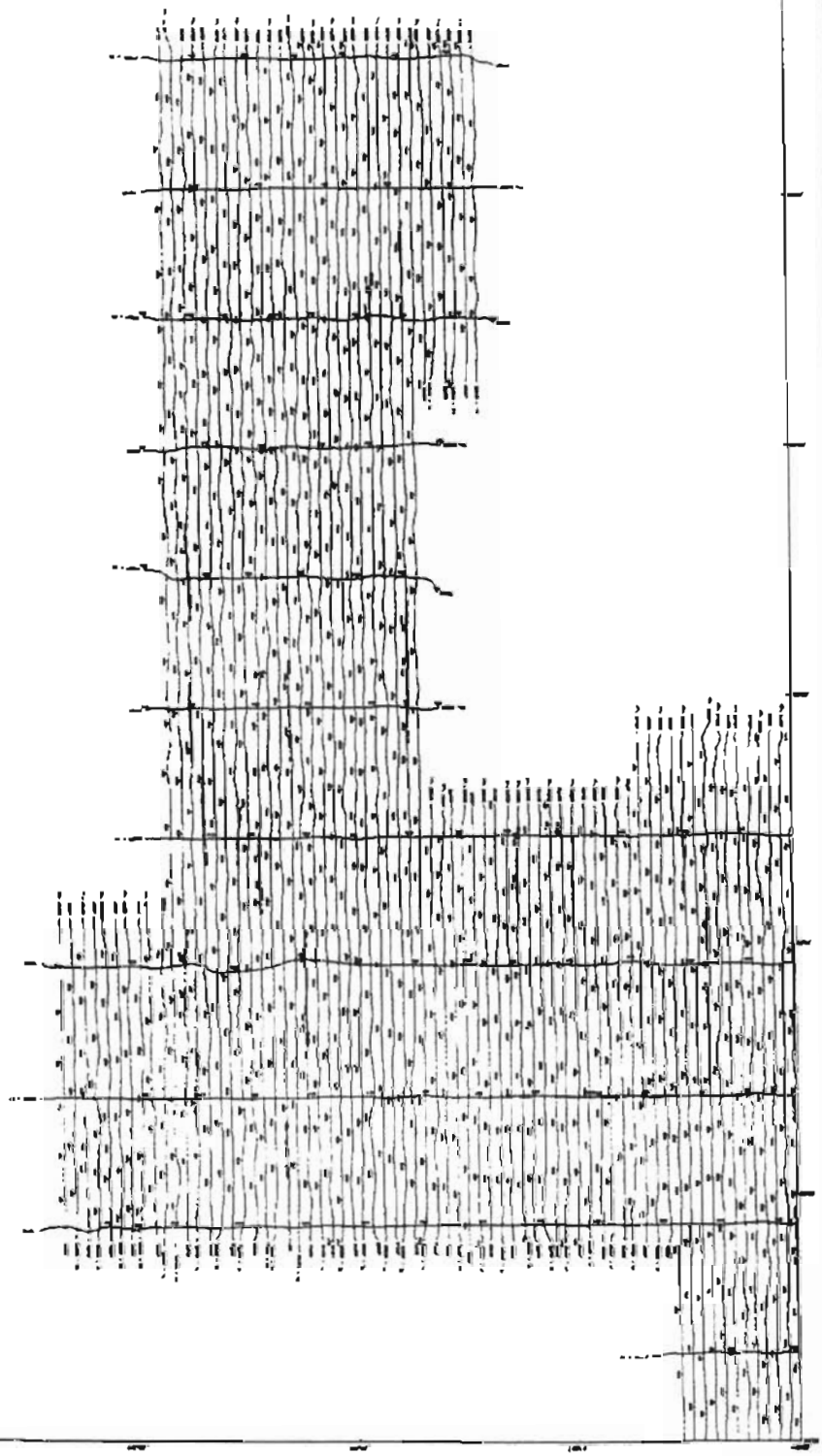

FLIGHT LINES
OF PART OF THE FORTYMILE MINING DISTRICT,
ALASKA

SOUTHERN EAGLE and NORTHERN TANACROSS QUADRANGLES
1986



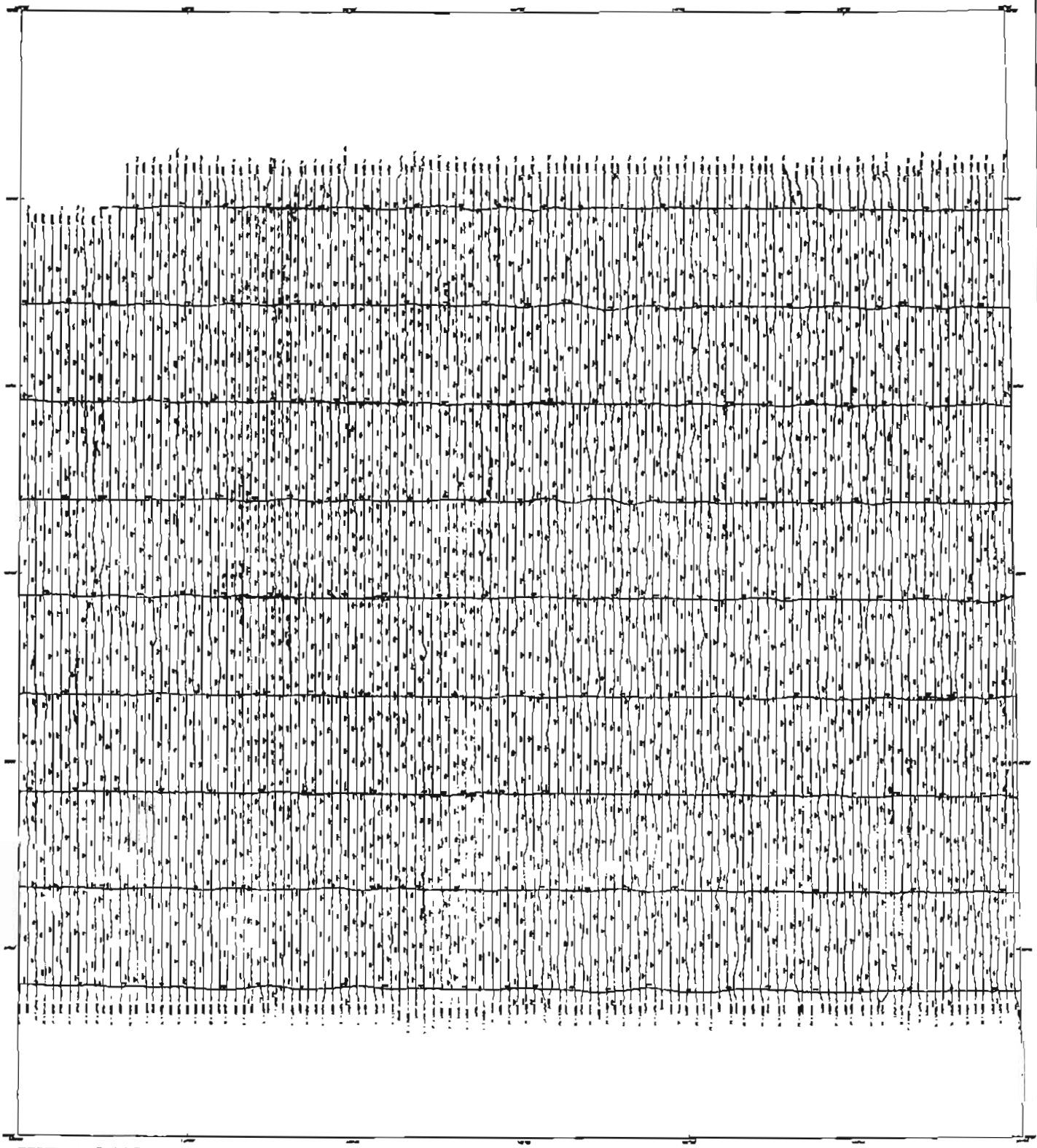





FLIGHT LINES
OF PART OF THE FORTYMILE MINING DISTRICT,
ALASKA

SOUTHERN EAGLE and NORTHERN TANACROSS QUADRANGLES

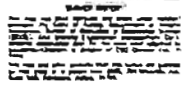

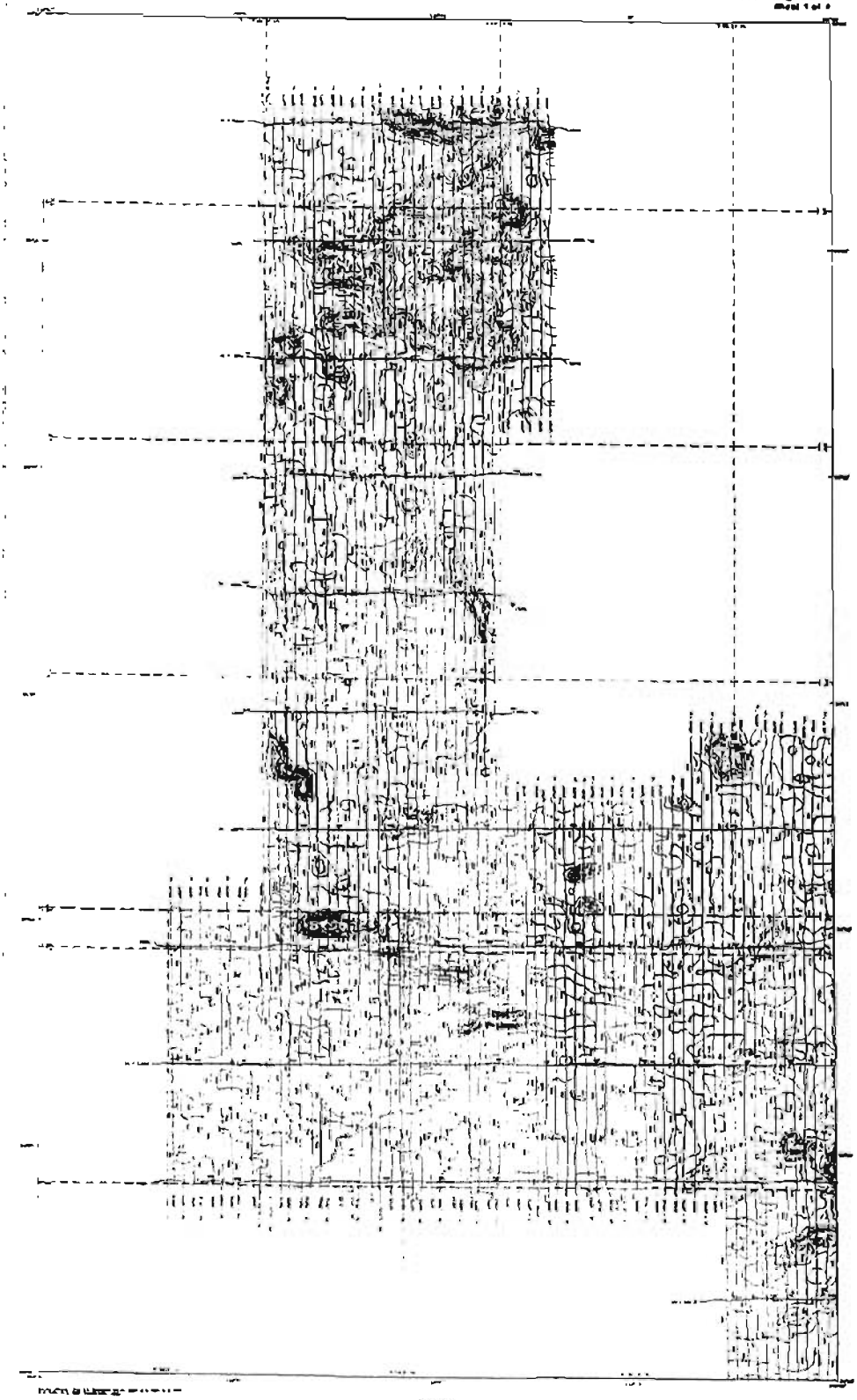

900 Hz COPLANAR RESISTIVITY
OF PART OF THE FORTYMILE MINING DISTRICT,
ALASKA

SOUTHERN EAGLE and NORTHERN TANACROSS QUADRANGLES

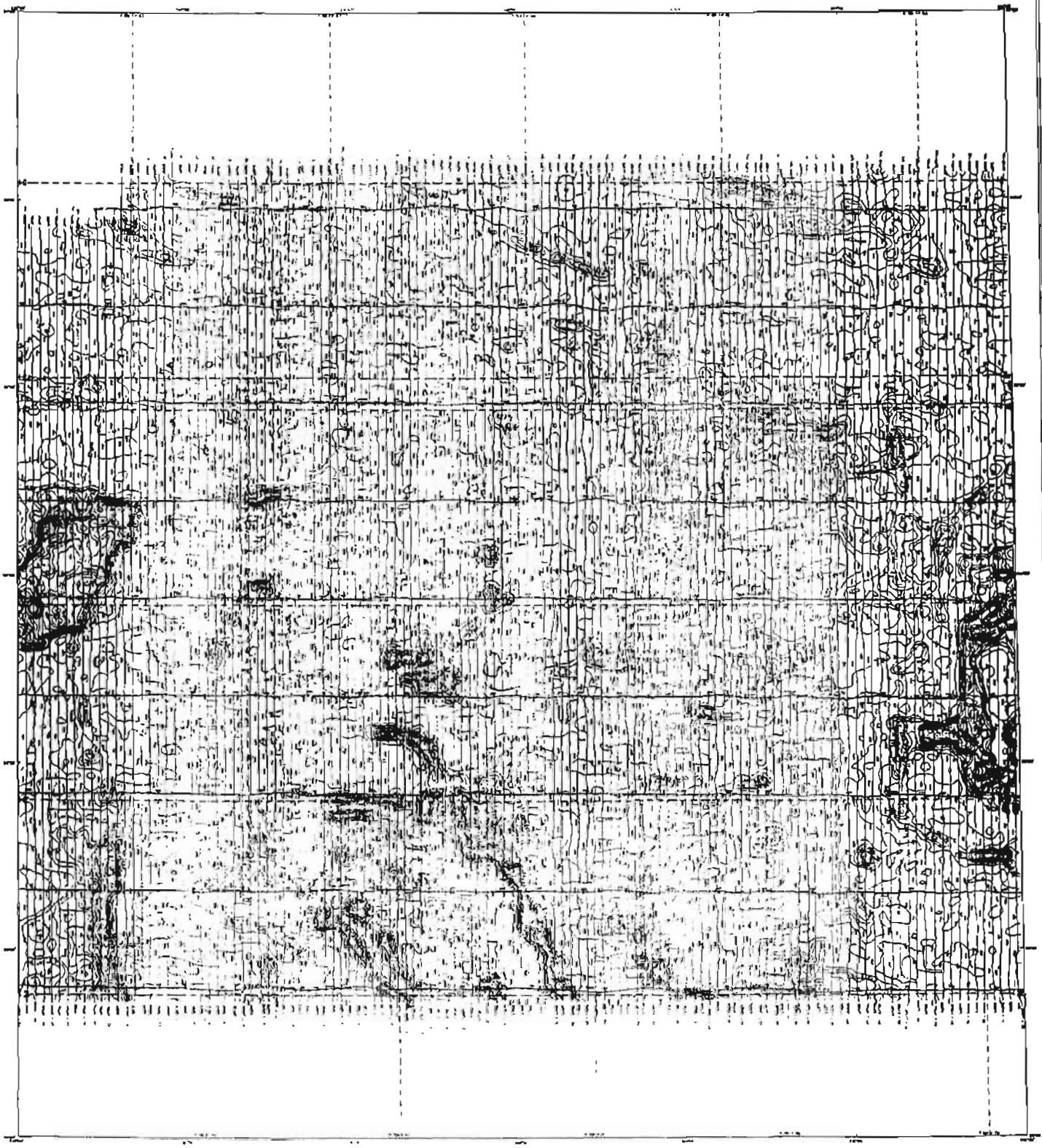

900 Hz COPLANAR RESISTIVITY
OF PART OF THE FORTYMILE MINING DISTRICT,
ALASKA

SOUTHERN EAGLE and NORTHERN TANACROSS QUADRANGLES

1986



ALASKA DIVISION OF GEOLOGICAL & GEOPHYSICAL SURVEYS

PUBLIC-DATA FILE 80-2

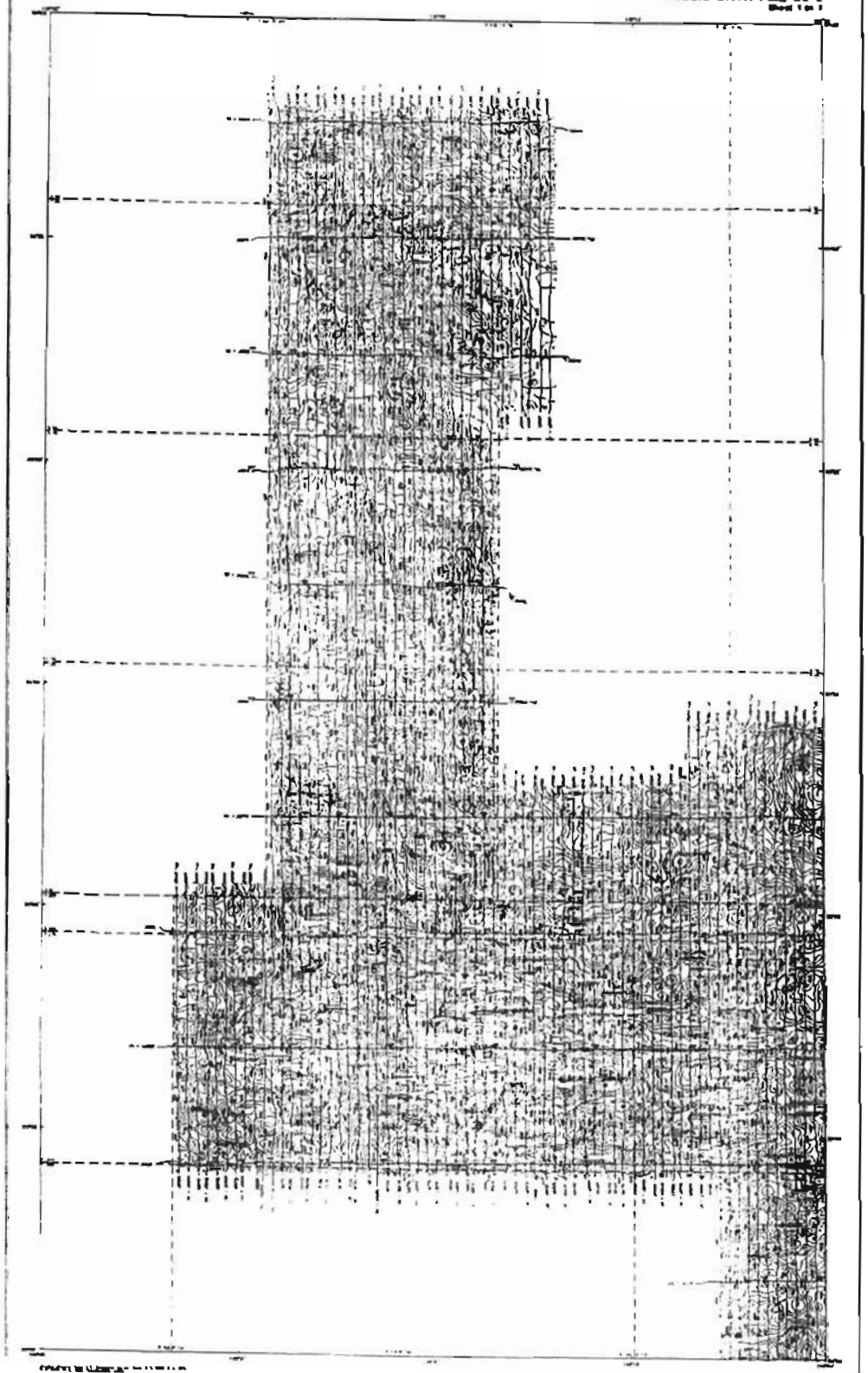

TOTAL FIELD MAGNETICS AND ELECTROMAGNETIC ANOMALIES OF PART OF THE FORTYMILE MINING DISTRICT, ALASKA

SOUTHERN EAGLE and NORTHERN TANACROSS QUADRANGLES

1980



TOTAL FIELD MAGNETICS AND
ELECTROMAGNETIC ANOMALIES
OF PART OF THE FORTYMILE MINING DISTRICT,
ALASKA

SOUTHERN EAGLE AND NORTHERN TANACROSS QUADRANGLES

1999

ALASKA DIVISION OF GEOLOGICAL & GEOPHYSICAL SURVEYS

PUBLIC-DATA FILE 89-5

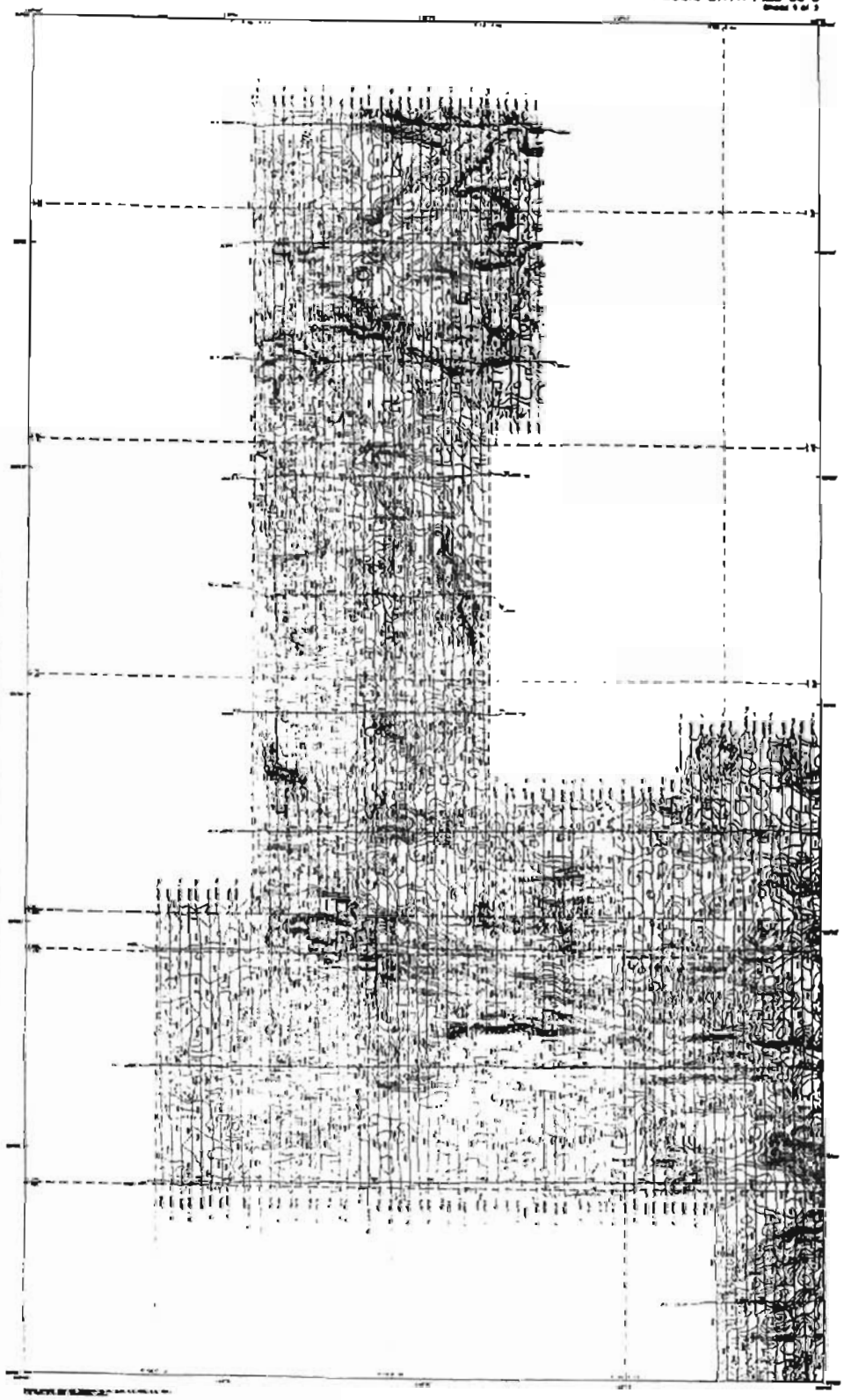

7200 Hz COPLANAR RESISTIVITY
OF PART OF THE FORTYMILE MINING DISTRICT,
ALASKA

(SOUTHERN EAGLE and NORTHERN TANACROSS QUADRANGLES)

1989



7200 Hz COPLANAR RESISTIVITY
OF PART OF THE FORTYMILE MINING DISTRICT,
ALASKA

SOUTHERN EAGLE and NORTHERN TANACROSS QUADRANGLES

1999



TOTAL FIELD MAGNETICS AND
DETAILED ELECTROMAGNETIC ANOMALIES
OF PART OF THE FORTYMILE MINING DISTRICT,
ALASKA

SOUTHERN EAGLE and NORTHERN TANACROSS QUADRANGLES

MAP A

1990





TOTAL FIELD MAGNETICS AND
DETAILED ELECTROMAGNETIC ANOMALIES
OF PART OF THE FORTYMILE MINING DISTRICT,
ALASKA

SOUTHERN EAGLE and NORTHERN TANACROSS QUADRANGLES

MAP 6

1999





TOTAL FIELD MAGNETICS AND DETAILED ELECTROMAGNETIC ANOMALIES OF PART OF THE FORTYMILE MINING DISTRICT, ALASKA

SOUTHERN EAGLE and NORTHERN TANACROSS QUADRANGLES

MAP C

1999



TOTAL FIELD MAGNETICS AND
DETAILED ELECTROMAGNETIC ANOMALIES
OF PART OF THE FORTYMILE MINING DISTRICT,
ALASKA

SOUTHERN EAGLE and NORTHERN TANACROSS QUADRANGLES

MAP D



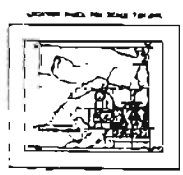

TOTAL FIELD MAGNETICS AND
DETAILED ELECTROMAGNETIC ANOMALIES
OF PART OF THE FORTYMILE MINING DISTRICT,
ALASKA

SOUTHERN EAGLE AND NORTHERN TANACROSS QUADRANGLES

MAP E

1999

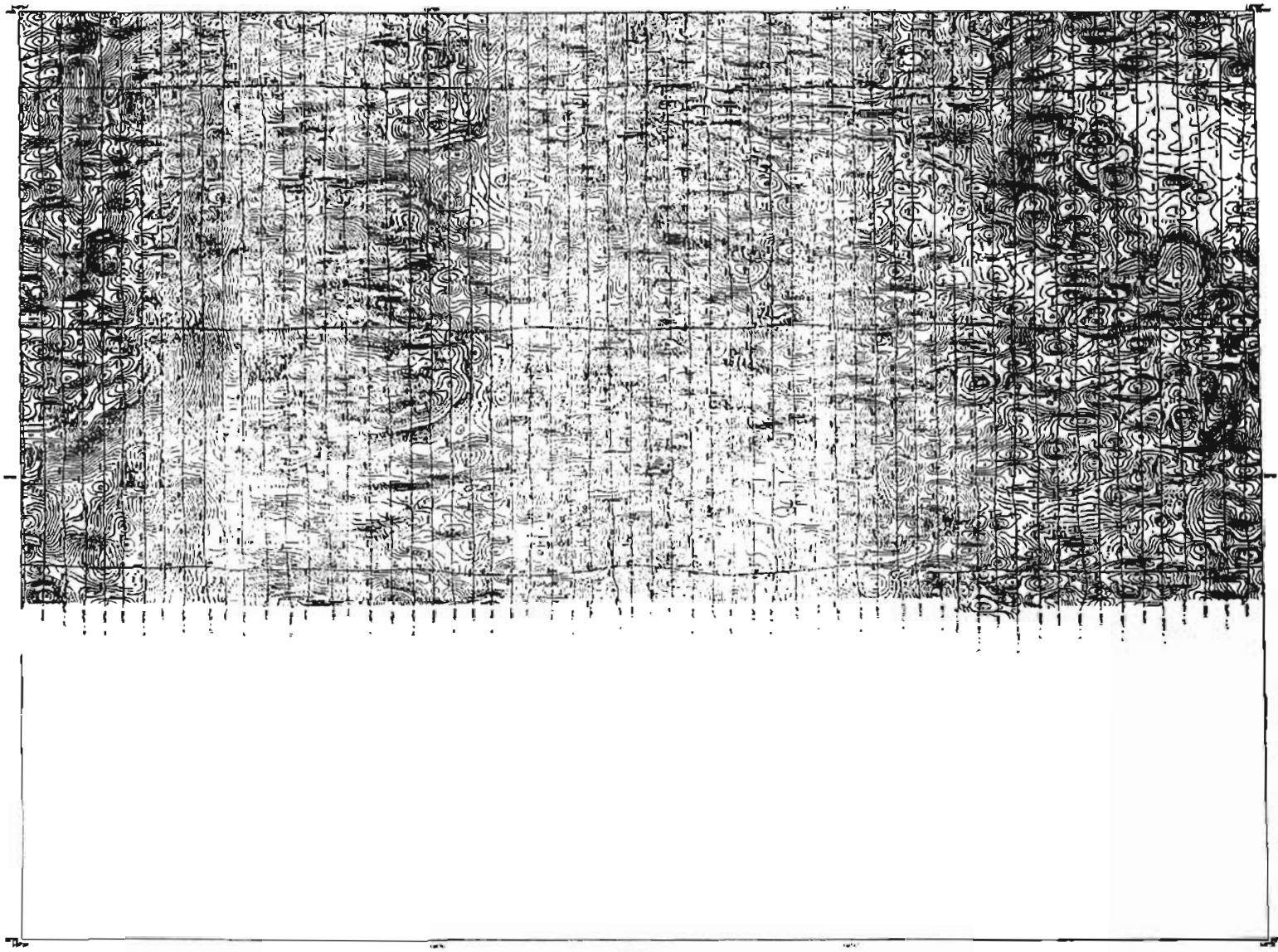

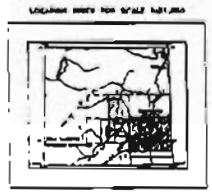

TOTAL FIELD MAGNETICS AND DETAILED ELECTROMAGNETIC ANOMALIES OF PART OF THE FORTYMILE MINING DISTRICT, ALASKA

SOUTHERN EAGLE and NORTHERN TANACROSS QUADRANGLES

MAP F

1993

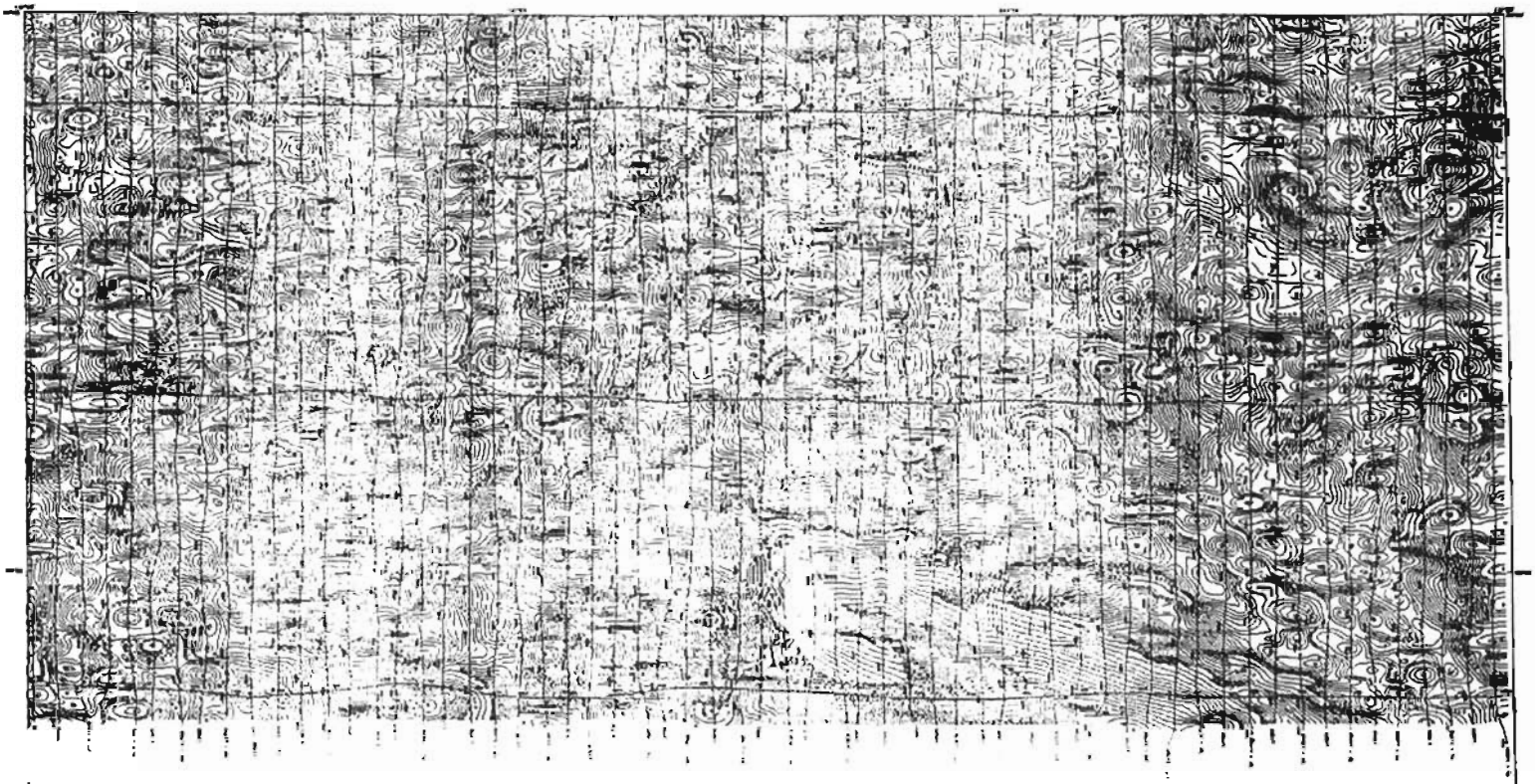

TOTAL FIELD MAGNETICS AND DETAILED ELECTROMAGNETIC ANOMALIES OF PART OF THE FORTYMILE MINING DISTRICT, ALASKA

SOUTHERN EAGLE and NORTHERN TANACROSS QUADRANGLES

MAP D

1999



APPENDIX E

TOTAL FIELD MAGNETIC

INVERSE MODELS

TOTAL FIELD MAGNETIC

INVERSE MODELS

Appendix E contains the diagramatic results of inverse models for four magnetic anomalies in the Fortymile Area.

Figure E2
NW Trending Fault, Fortymile Area

A step model was used to approximate the source for this fault which strikes at approximately 45° at the location where it is crossed by line 10270 at fiducial 5350. The model results indicate a susceptibility contrast of 0.00298 emu with 139° dip, a vertical offset of 209 m with the source at a minimum of 47 m below surface. The offset is highly questionable as the southern, low-side of the anomaly is not well-defined.

Figure E3
Ultramafic Unit, Fortymile Area

This pronounced magnetic body has been fitted to a horizontal tabular-type model. The magnetic unit is approximately 2030 m in width where it is crossed by line 11790, and 174 m thick. The dimensions of the body and susceptibility contrast of 0.0132 emu are probably reasonably reliable, but the dip of the edges (127°) is dubious. The magnetic lows which flank the unit are probably due to alteration at the contact and negatively affect the estimation of the dip of the edges and the thickness of the body.

Figure E4(a), 4(b)
Magnetic Pluton, Fortymile Area

The southern contact of this broad magnetic unit has been modeled separately. Both models suggest a north-dipping, tabular-shaped body with a shallow dipping contact at 10° to 20°. The magnetic low on the south side may be partially due to alteration at the contact or a relatively non-magnetic rock unit.

Figure E5
Magnetic Unit, Fortymile Area

The model results indicate a tabular, near vertical unit with a susceptibility of 0.00143 emu.

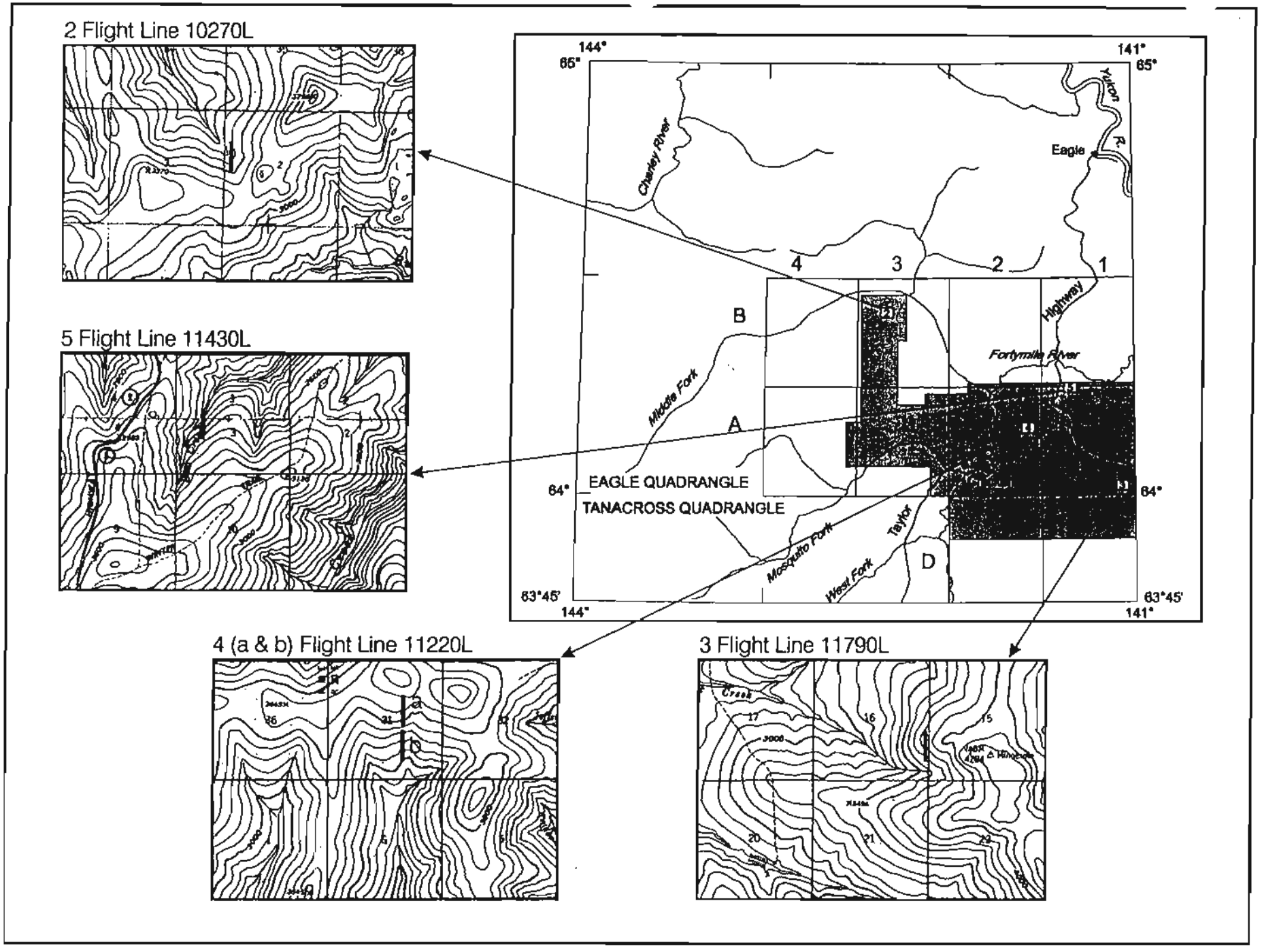

Figure E1. Loctaion map for profiles of geophysical anomalies modeled in the Fortymile Area.
Gray on quadrangle map is area of geophysical coverage and profiles are indicated by lines on the 4 smaller maps.

APPENDIX E
Figure E2
Fault, Fortymile Area

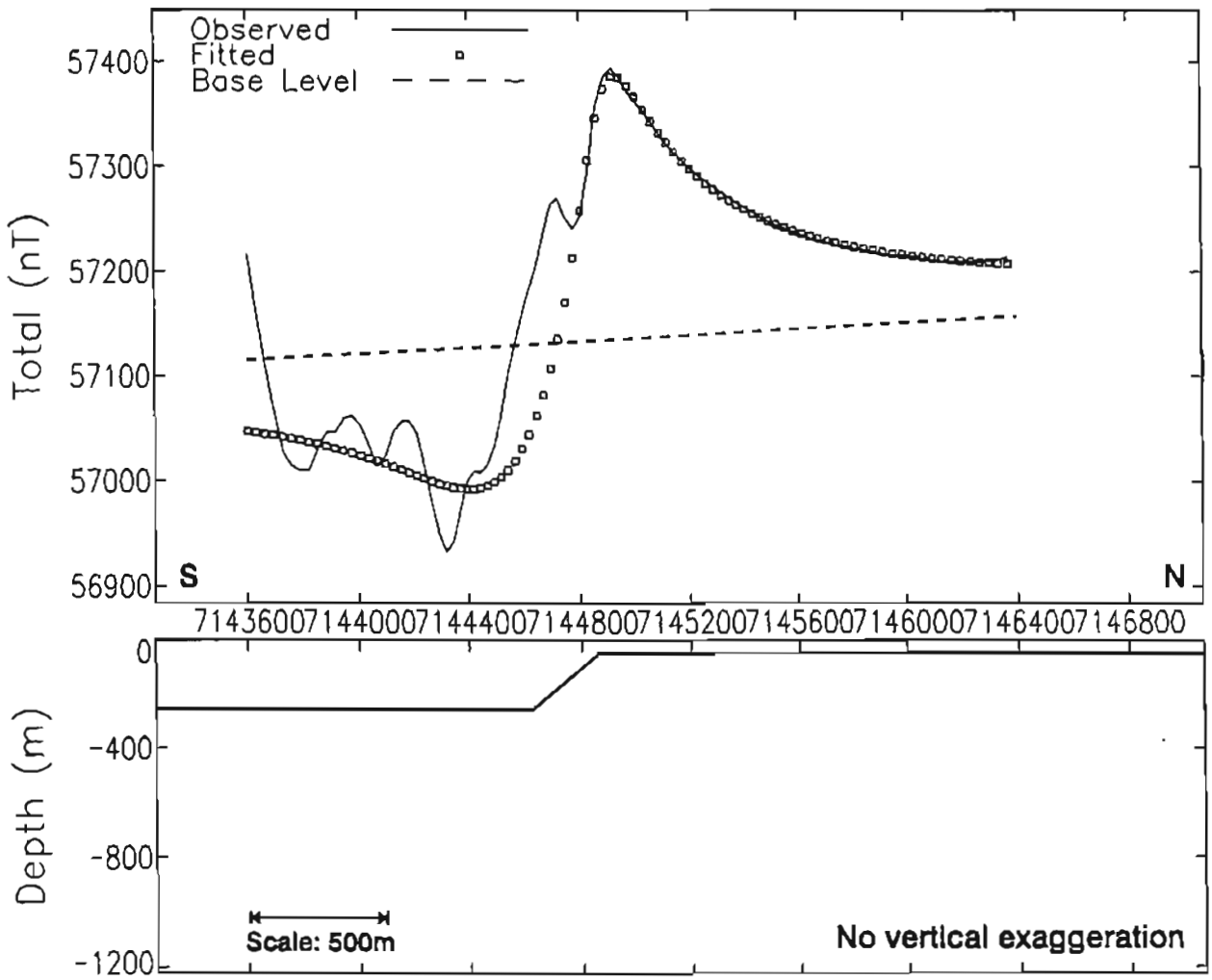

MODEL PARAMETERS:

Model Type		Step
Depth	L	47.0 m
Thickness	F	209 m
Dip	F	139 deg
Susceptibility	F	0.00298 emu
Remnance Ratio	X	0
Remnance Incl	X	0 deg
Remnance Decl	X	0 deg
Main Position	F	7144859 m
Cross Position	X	435206.7 m
Base Level	F	57134.05 nT
Base Slope	F	.0151412 nT/m
Base Curvature	X	0 nT/m2

(F-fitted, X-fixed, L-limit)

GEOMAGNETIC FIELD:

Field Strength	57169 nT
Inclination	78 deg
Declination	28 deg

COORDINATES:

Sensor Height	32 m
Strike Perp	325 deg
Line Direction	0 deg
Main Direction	0 deg
Main Offset	
Cross Direction	90 deg
Cross Offset	

Geosoft MAGMOD-3 Modeling Result 99/03/04

APPENDIX E
Figure E3
Ultramafic unit, Fortymile Area

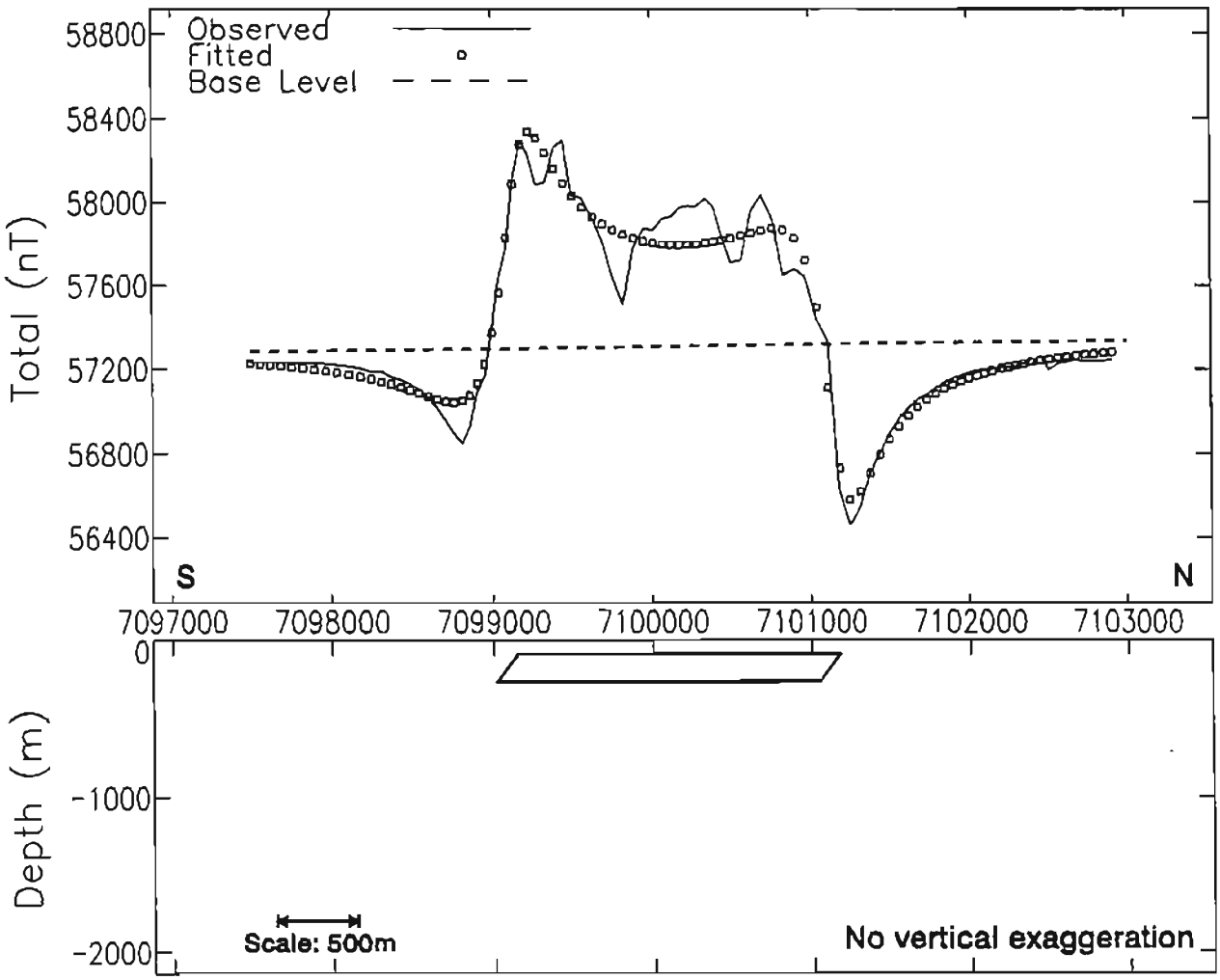

MODEL PARAMETERS:

Model Type		Tabular2
Depth	F	93.0 m
Half Width	F	1015 m
Half Length	X	2703 m
Offset	X	0 m
Dip	F	127 deg
Thickness	F	174 m
Susceptibility	F	0.0132 emu
Remnance Ratio	X	0
Remnance Incl	X	0 deg
Remnance Decl	X	0 deg
Main Position	F	7100161 m
Cross Position	X	495836.7 m
Base Level	F	57306.96 nT
Base Slope	F	.0092876 nT/m
Base Curvature	X	0 nT/m2

(F-fitted, X-fixed, L-limit)

GEOMAGNETIC FIELD:

Field Strength	57169 nT
Inclination	78 deg
Declination	28 deg

COORDINATES:

Sensor Height	32 m
Strike Perp	0 deg
Line Direction	0 deg
Main Direction	0 deg
Main Offset	
Cross Direction	90 deg
Cross Offset	

Geosoft MAGMOD-3 Modeling Result 99/02/26

APPENDIX E
Figure E4(a)
Magnetic Pluton, Fortymile Area

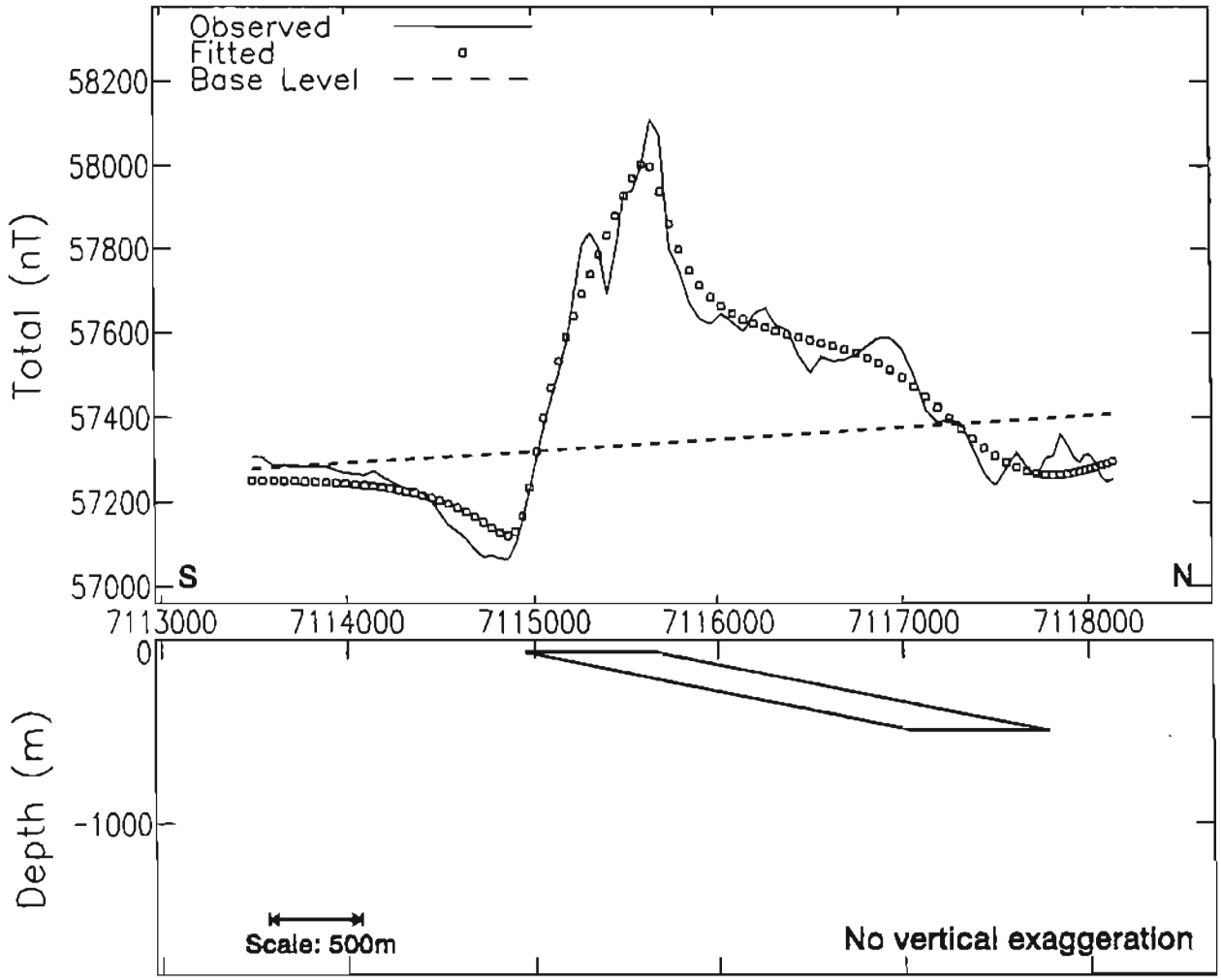

MODEL PARAMETERS:

Model Type		Tabular2
Depth	L	63.1 m
Half Width	F	357 m
Half Length	X	2322 m
Offset	X	0 m
Dip	F	11 deg
Thickness	F	429 m
Susceptibility	F	0.0101 emu
Remnance Ratio	X	0
Remnance Incl	X	0 deg
Remnance Decl	X	0 deg
Main Position	F	7115304 m
Cross Position	X	473056.8 m
Base Level	F	57328.88 nT
Base Slope	F	.0280275 nT/m
Base Curvature	X	0 nT/m2

(F-fitted, X-fixed, L-limit)

GEOMAGNETIC FIELD:

Field Strength	57169 nT
Inclination	78 deg
Declination	28 deg

COORDINATES:

Sensor Height	32 m
Strike Perp	0 deg
Line Direction	1 deg
Main Direction	0 deg
Main Offset	
Cross Direction	90 deg
Cross Offset	

Geosoft MAGMOD-3 Modeling Result 99/03/01

APPENDIX E
Figure E4(b)
Magnetic Pluton, South Contact, Fortymile Area

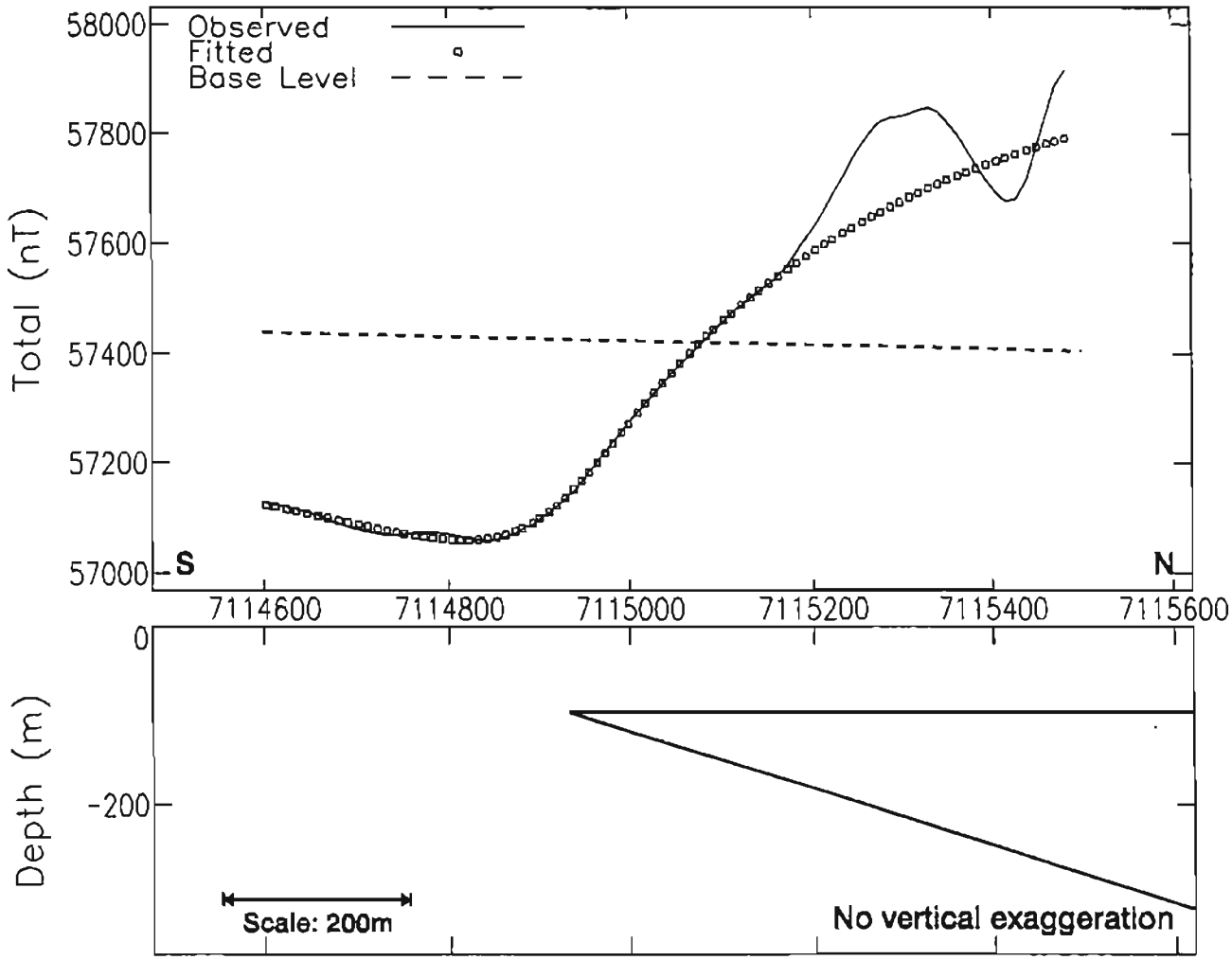

MODEL PARAMETERS:

Model Type		Step
Depth	F	95.1 m
Thickness	F	317 m
Dip	F	18 deg
Susceptibility	F	0.00877 emu
Remnance Ratio	X	0
Remnance Incl	X	0 deg
Remnance Decl	X	0 deg
Main Position	F	7114932 m
Cross Position	X	473052.8 m
Base Level	F	57426.13 nT
Base Slope	F	-.0377038 nT/m
Base Curvature	X	0 nT/m2

(F-fitted, X-fixed, L-limit)

GEOMAGNETIC FIELD:

Field Strength	57169 nT
Inclination	78 deg
Declination	28 deg

COORDINATES:

Sensor Height	32 m
Strike Perp	0 deg
Line Direction	2 deg
Main Direction	0 deg
Main Offset	
Cross Direction	90 deg
Cross Offset	

Geosoft MAGMOD-3 Modeling Result 99/03/03

APPENDIX E
Figure E5
Magnetic Unit, Fortymile Area

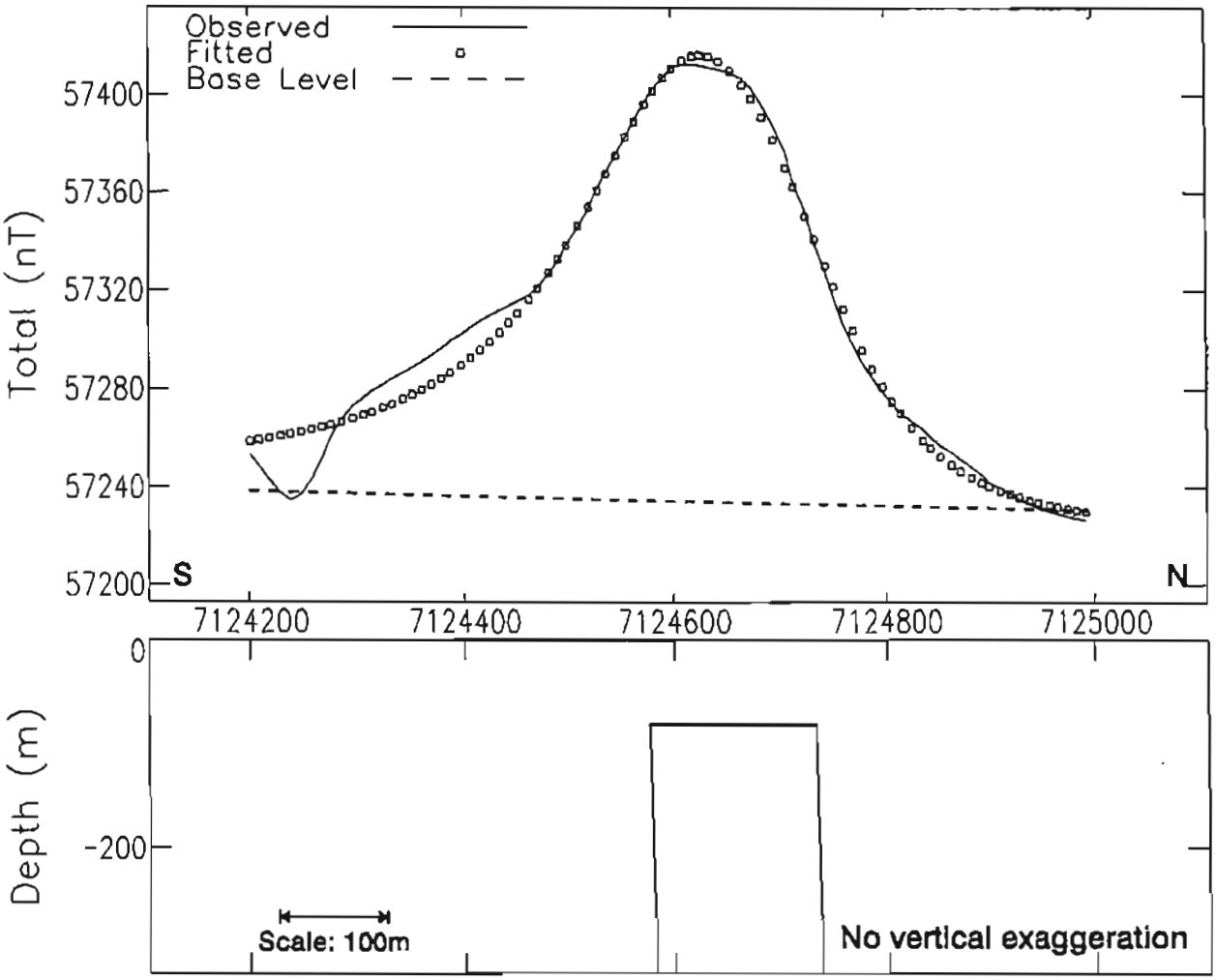

MODEL PARAMETERS:

Model Type		Tabular2
Depth	F	80.4 m
Half Width	F	77.5 m
Half Length	X	396 m
Offset	X	0 m
Dip	F	89 deg
Thickness	F	7820 m
Susceptibility	F	0.00143 emu
Remnance Ratio	X	0
Remnance Incl	X	0 deg
Remnance Decl	X	0 deg
Main Position	F	7124655 m
Cross Position	X	481621.7 m
Base Level	F	57233.85 nT
Base Slope	X	-.01 nT/m
Base Curvature	X	0 nT/m2

(F-fitted, X-fixed, L-limit)

GEOMAGNETIC FIELD:

Field Strength	57169 nT
Inclination	78 deg
Declination	28 deg

COORDINATES:

Sensor Height	32 m
Strike Perp	0 deg
Line Direction	1 deg
Main Direction	0 deg
Main Offset	
Cross Direction	90 deg
Cross Offset	

Geosoft MAGMOD-3 Modeling Result 99/02/26

APPENDIX F

EM ANOMALY LIST

FORTYMILE AREA

EM Anomaly List

Label	Fid	Interp	XUTM m	YUTM m	CX 1104 HZ Real ppm	CX 1104 HZ Quad ppm	CP 877 HZ Real ppm	CP 877 HZ Quad ppm	CP 7180 HZ Real ppm	CP 7180 HZ Quad ppm	Vertical Dike COND siemens	Vertical Dike DEPTH* m	Mag. Corr NT
LINE 10010													
A	966.5	B?	424298	7106025	2.6	3.6	5.9	3.2	4.8	23.2	2.7	66	8
C	948.0	S	424279	7106843	1.2	1.6	1.5	2.1	0.7	12.0	---	---	0
D	925.0	M	424253	7107684	8.6	2.9	1.4	3.5	1.9	24.0	---	---	0
E	916.4	B?	424270	7108032	53.2	2.3	127.5	20.0	109.1	85.1	---	---	0
F	911.4	B?	424288	7108187	3.5	9.7	13.4	19.6	11.4	89.2	---	---	0
G	906.8	B?	424300	7108282	29.1	2.1	37.4	0.5	41.7	4.3	375.8	39	0
H	848.5	M	424324	7110272	1.8	0.6	0.9	1.5	0.7	15.9	---	---	0
I	848.0	D	424324	7110294	4.2	0.3	8.3	2.3	7.2	15.9	---	---	0
J	842.3	M	424320	7110552	0.1	1.6	1.3	2.4	1.2	10.5	---	---	97
K	830.0	M	424319	7111057	0.0	0.3	0.4	0.3	0.0	1.4	---	---	66
L	804.0	B?	424307	7111676	8.9	1.9	18.4	1.9	21.6	5.5	---	---	42
M	790.0	M	424308	7112238	0.1	0.6	0.2	1.4	0.9	2.1	---	---	5
N	777.5	M	424314	7112751	21.1	1.6	39.5	3.4	33.5	13.4	---	---	0
O	767.0	S?	424341	7113181	0.4	1.5	1.3	3.8	0.8	12.2	---	---	0
P	750.0	M	424356	7113667	0.0	0.5	6.6	0.5	5.5	0.2	---	---	0
Q	733.5	S?	424369	7114140	0.4	1.1	3.5	2.8	0.2	10.9	---	---	42
R	707.0	M	424368	7115090	4.1	2.7	8.2	1.9	7.9	19.1	---	---	0
S	700.0	M	424366	7115381	2.8	2.0	4.2	1.5	8.6	10.5	---	---	10
T	678.0	S?	424386	7116458	6.7	5.5	10.9	8.8	10.5	48.5	---	---	42
LINE 10020													
A	1085.4	S?	424686	7106570	0.0	0.6	16.9	3.8	14.5	3.0	---	---	85
B	1108.5	M	424687	7107249	6.1	1.5	13.2	3.4	12.0	15.4	---	---	30
C	1119.0	M	424700	7107652	0.3	1.0	0.7	2.7	1.9	9.9	---	---	165
D	1140.0	M	424637	7108353	0.5	0.4	9.3	1.1	7.8	2.4	---	---	0
E	1169.5	S?	424671	7109532	0.2	3.1	0.8	3.6	4.6	20.3	---	---	132
F	1178.0	M	424682	7109904	1.0	2.6	2.7	2.8	3.8	14.2	---	---	0
G	1179.5	B?	424686	7109967	3.7	3.0	4.0	2.5	5.2	15.9	---	---	30
H	1187.5	B?	424707	7110285	6.0	1.4	8.0	1.2	7.6	10.4	---	---	0
I	1194.5	B?	424710	7110566	0.0	2.0	1.0	2.2	0.7	9.7	---	---	114
J	1221.5	M	424702	7111526	0.4	0.9	1.2	1.1	1.3	5.6	---	---	29
K	1244.5	M	424735	7112473	0.9	2.7	0.3	5.5	0.5	26.7	---	---	37
L	1252.5	B?	424739	7112750	1.2	4.2	4.0	5.5	6.8	34.9	---	---	0
M	1263.5	D?	424754	7113104	6.3	2.2	13.6	2.4	11.1	11.9	---	---	30
N	1275.0	M	424747	7113509	0.0	0.7	8.4	4.6	6.4	5.4	---	---	3
O	1283.5	S	424740	7113876	23.3	1.5	45.6	0.8	39.0	9.4	---	---	0
P	1294.5	M	424745	7114368	0.2	0.4	0.2	3.1	0.2	0.1	---	---	79
Q	1323.0	S	424772	7115634	0.0	3.5	1.0	5.4	0.8	29.1	---	---	0
R	1351.0	B?	424760	7116931	0.7	4.8	4.5	5.8	5.5	24.2	---	---	0
S	1352.5	M	424758	7116995	2.0	4.8	5.4	5.8	5.5	24.2	---	---	0
LINE 10030													
A	1730.0	S	425094	7106762	0.9	1.2	2.6	1.1	2.5	8.2	---	---	45
B	1709.0	S?	425058	7107649	3.9	1.8	8.3	3.9	7.7	16.9	---	---	72
C	1696.0	B?	425052	7107939	0.3	1.1	10.0	2.6	8.7	8.0	---	---	0

CX = COAXIAL
CP = COPLANAR

Note: EM values shown above are local amplitudes

*Estimated Depth may be unreliable because the stronger part of the conductor may be deeper or to one side of the flight line, or because of a shallow dip or magnetite/overburden effects

JOB 659

EM Anomaly List

Label	Fid	Interp	XUTM m	YUTM m	CX 1104 HZ Real ppm	CX 1104 HZ Quad ppm	CP 877 HZ Real ppm	CP 877 HZ Quad ppm	CP 7180 HZ Real ppm	CP 7180 HZ Quad ppm	Vertical Dike COND siemens	Vertical Dike DEPTH* m	Mag. Corr NT
LINE 10030													
D	1627.5	S	425074	7109500	0.9	1.8	2.1	2.3	2.2	16.2	---	---	26
E	1610.2	S?	425059	7110296	1.3	1.9	1.8	2.4	2.6	16.8	---	---	28
F	1591.7	S	425139	7111108	10.3	2.1	14.8	4.4	19.0	24.8	---	---	0
G	1582.5	B?	425182	7111343	10.5	0.6	11.8	5.3	10.3	0.1	---	---	0
H	1574.9	B	425200	7111431	14.5	1.6	19.6	3.6	18.4	20.8	---	---	7
I	1538.0	M	425170	7112676	3.1	0.3	7.4	0.8	6.0	1.6	---	---	60
J	1527.3	M	425165	7113125	0.0	2.9	5.8	3.8	5.3	19.4	---	---	0
K	1524.5	B?	425165	7113243	4.3	2.9	6.7	3.1	6.0	15.9	---	---	28
L	1469.7	S?	425172	7114989	13.8	1.6	27.1	1.6	23.5	11.9	---	---	0
M	1462.5	M	425177	7115229	0.6	0.7	0.5	2.5	0.9	2.2	---	---	34
N	1445.0	M	425172	7115931	3.4	0.7	6.1	3.1	4.7	4.1	---	---	0
O	1433.0	M	425187	7116431	3.3	1.0	3.8	2.6	3.9	4.7	---	---	33
LINE 10040													
A	1839.0	S?	425495	7105996	0.0	3.1	4.0	6.1	4.4	33.5	---	---	0
B	1850.0	S?	425501	7106302	0.0	1.8	20.5	3.0	19.2	14.1	---	---	0
C	1880.0	M	425506	7107289	1.2	1.2	1.9	1.4	4.4	3.6	---	---	0
D	1892.5	M	425519	7107592	3.3	1.0	5.7	2.2	3.9	12.3	---	---	13
E	1905.0	M	425502	7107918	4.0	1.7	1.7	3.4	1.5	12.0	---	---	0
F	1914.9	B?	425510	7108180	4.9	1.9	11.0	1.3	15.7	9.1	---	---	0
G	1919.0	B?	425519	7108253	0.2	1.9	4.3	2.8	3.8	13.4	---	---	76
H	1928.0	B?	425530	7108413	9.9	0.1	16.1	0.3	13.3	2.2	---	---	0
I	1941.0	M	425554	7108786	0.8	1.4	3.2	1.9	2.2	9.1	---	---	0
J	1958.0	B?	425628	7109527	0.0	3.7	2.0	6.0	1.0	32.2	---	---	0
K	1976.0	M	425528	7110208	0.0	1.7	3.4	1.9	2.7	10.2	---	---	88
L	1980.0	B?	425484	7110362	10.2	2.2	20.3	0.9	19.4	6.8	---	---	38
M	2027.2	S?	425578	7111929	3.5	3.7	4.1	4.8	5.9	29.3	---	---	0
N	2050.0	M	425580	7112737	0.2	1.0	2.7	2.0	1.5	7.5	---	---	41
O	2072.5	B?	425541	7113489	0.3	2.8	4.1	3.1	3.1	14.2	---	---	37
P	2084.0	M	425528	7113905	8.8	0.6	14.4	2.4	12.8	6.9	---	---	40
Q	2105.0	S?	425596	7114922	3.1	2.4	3.1	1.7	2.3	11.7	---	---	38
R	2124.0	M	425582	7115828	0.1	0.6	0.6	1.3	0.4	5.0	---	---	37
LINE 10050													
A	2701.0	M	425909	7105680	4.9	1.2	14.2	2.7	12.5	11.9	---	---	0
B	2685.0	M	425905	7106339	1.6	0.8	2.1	1.9	1.3	5.6	---	---	0
C	2662.0	M	425892	7107053	0.2	1.4	2.6	0.6	4.3	4.7	---	---	0
D	2645.0	M	425889	7107636	0.0	0.5	0.0	1.4	3.2	4.3	---	---	0
E	2559.0	M	425891	7109446	3.8	0.8	9.6	1.1	7.1	4.2	---	---	0
F	2535.0	S	425908	7110498	3.4	3.9	7.3	4.5	7.7	32.2	---	---	0
G	2514.0	M	425982	7111241	2.7	0.7	0.5	1.8	0.1	4.7	---	---	70
H	2498.0	M	425974	7111908	2.7	0.1	0.1	0.3	4.5	0.0	---	---	186
I	2465.0	B?	425937	7113499	1.2	2.5	5.2	3.8	4.2	13.0	---	---	48
J	2443.5	B?	425975	7114201	6.6	1.9	12.9	2.1	10.5	15.6	35.1	37	41
K	2435.0	M	425993	7114494	0.9	0.1	2.6	1.1	2.0	0.3	---	---	1
L	2423.9	B?	425994	7114895	9.0	6.5	14.6	6.2	10.9	40.9	---	---	41

CX = COAXIAL
CP = COPLANAR

Note: EM values shown above are local amplitudes

*Estimated Depth may be unreliable because the stronger part of the conductor may be deeper or to one side of the flight line, or because of a shallow dip or magnetite/overburden effects

EM Anomaly List

Label	Fid	Interp	XUTM m	YUTM m	CX 1104 HZ Real ppm	CX 1104 HZ Quad ppm	CP 877 HZ Real ppm	CP 877 HZ Quad ppm	CP 7180 HZ Real ppm	CP 7180 HZ Quad ppm	Vertical Dike COND siemens	Vertical Dike DEPTH* m	Mag. Corr NT
LINE 10050													
M	2413.0	M	426003	7115316	0.0	1.6	0.1	2.8	0.3	11.8	---	---	41
N	2390.0	M	425961	7116200	0.1	1.0	3.8	0.9	3.3	4.8	---	---	0
LINE 10060													
A	2810.0	M	426315	7106301	3.4	0.9	9.4	3.2	7.6	3.1	---	---	0
B	2870.0	M	426327	7108417	3.3	1.0	9.8	1.4	8.5	7.7	---	---	0
C	2886.0	B?	426263	7109121	3.3	4.0	0.6	5.9	8.6	25.6	---	---	59
D	2889.0	B?	426260	7109274	1.0	2.5	0.5	5.9	4.7	25.4	---	---	0
E	2898.0	M	426288	7109706	7.2	2.7	0.5	2.9	0.6	16.2	---	---	66
F	2926.7	B?	426359	7110919	6.3	2.5	13.3	3.1	10.9	16.6	---	---	0
G	2938.0	M	426380	7111411	1.4	0.9	12.6	1.9	14.3	6.5	---	---	54
H	2965.0	S?	426408	7112451	0.2	1.0	0.4	1.7	0.5	8.0	---	---	32
I	2978.0	M	426412	7112811	3.6	0.7	9.0	1.5	8.1	4.1	---	---	51
J	3015.0	M	426378	7114070	0.2	2.0	0.1	5.5	13.1	31.5	---	---	65
K	3021.0	M	426376	7114347	0.7	0.5	1.0	2.1	1.0	7.4	---	---	2
L	3033.2	S	426384	7114934	5.9	3.0	7.3	3.6	9.8	18.7	---	---	0
M	3045.0	B?	426399	7115491	3.6	1.2	4.2	0.8	3.3	4.5	---	---	2
N	3050.3	B?	426405	7115716	5.1	1.4	12.1	0.1	10.1	4.0	---	---	32
O	3053.4	D	426406	7115840	5.4	2.6	9.4	1.6	6.5	13.9	---	---	32
P	3081.5	S?	426388	7116935	2.5	2.9	4.7	4.3	4.8	24.8	---	---	0
LINE 10070													
A	3395.0	M	426710	7106483	0.0	0.4	3.6	1.7	3.8	9.0	---	---	96
B	3356.2	M	426691	7107967	0.6	0.4	1.4	2.2	1.2	3.6	---	---	0
C	3340.5	S	426738	7108680	1.0	5.1	3.4	8.2	11.1	46.4	0.7	11	0
D	3325.5	M	426735	7109137	0.7	1.6	0.6	2.6	0.8	16.5	---	---	38
E	3322.0	S	426736	7109222	0.4	1.6	5.5	2.2	6.8	16.5	---	---	38
F	3285.0	S?	426758	7110495	2.1	5.9	9.1	10.6	13.1	61.4	---	---	19
G	3274.0	M	426743	7110927	12.3	0.0	27.4	4.2	24.0	8.6	---	---	0
H	3227.4	B?	426710	7113212	1.0	2.2	4.6	3.6	4.7	20.4	---	---	30
I	3205.0	S?	426708	7114259	0.5	3.7	2.0	7.1	0.5	37.4	---	---	38
LINE 10080													
A	3580.0	M	427031	7105673	2.6	1.3	0.1	1.9	0.0	8.5	---	---	248
B	3636.7	S	427091	7107763	0.0	6.1	0.2	8.1	11.2	45.3	---	---	183
C	3652.0	M	427136	7108413	0.1	1.5	0.8	2.9	3.8	9.3	---	---	28
D	3677.0	S	427135	7109373	2.4	1.0	2.8	0.5	2.4	11.8	---	---	41
E	3691.6	B?	427175	7110080	8.0	3.5	11.2	4.8	9.6	29.6	20.6	42	0
F	3695.0	S?	427178	7110245	8.0	3.6	11.2	4.4	9.6	29.8	19.6	38	0
G	3707.5	M	427132	7110776	0.2	0.5	0.8	2.7	1.2	1.8	---	---	190
H	3727.0	S	427176	7111517	1.7	1.8	3.9	2.0	4.8	14.3	---	---	0
I	3767.5	S?	427194	7112853	10.1	8.9	29.6	11.4	28.1	75.3	---	---	23
J	3771.0	M	427186	7112986	0.3	7.0	0.6	11.5	0.1	75.6	---	---	36
K	3782.5	S?	427158	7113463	4.0	2.2	13.2	3.5	12.4	15.1	---	---	0
L	3800.0	M	427160	7114150	0.5	1.0	0.4	1.9	0.2	3.4	---	---	70
M	3821.0	M	427202	7114978	0.6	0.0	1.7	0.7	2.4	11.9	---	---	7

CX = COAXIAL
CP = COPLANAR

Note: EM values shown above are local amplitudes

*Estimated Depth may be unreliable because the stronger part of the conductor may be deeper or to one side of the flight line, or because of a shallow dip or magnetite/overburden effects

EM Anomaly List

Label	Fid	Interp	XUTM m	YUTM m	CX 1104 HZ Real ppm	CX 1104 HZ Quad ppm	CP 877 HZ Real ppm	CP 877 HZ Quad ppm	CP 7180 HZ Real ppm	CP 7180 HZ Quad ppm	Vertical Dike COND siemens	Vertical Dike DEPTH* m	Mag. Corr NT
LINE 10080													
N	3831.5	M	427206	7115424	4.7	0.5	9.1	2.0	10.9	4.4	---	---	27
O	3837.5	B?	427208	7115690	7.5	3.4	11.9	5.6	9.0	33.1	---	---	41
P	3840.0	B?	427210	7115805	0.8	2.8	3.6	6.6	2.5	34.2	---	---	33
Q	3855.0	M	427217	7116528	0.3	0.7	1.4	1.5	0.8	1.2	---	---	0
LINE 10090													
A	4230.0	M	427556	7105810	0.1	1.0	13.0	1.8	14.3	9.0	---	---	0
B	4211.0	S?	427508	7106619	2.6	1.6	3.7	2.6	3.9	16.2	---	---	45
C	4185.0	S	427537	7107902	3.0	3.1	2.1	4.2	4.6	24.0	---	---	0
D	4155.0	M	427533	7109176	0.1	1.0	2.1	1.8	0.1	8.2	---	---	89
E	4130.0	S	427568	7109910	0.4	2.9	0.5	3.8	3.6	24.9	---	---	0
F	4117.0	M	427525	7110381	3.8	1.0	7.6	1.1	5.3	3.3	---	---	0
G	4107.5	S?	427511	7110785	0.3	1.7	0.5	2.9	0.4	15.7	---	---	0
H	4087.5	S	427474	7111781	0.4	2.2	2.0	2.0	4.2	14.7	---	---	0
I	4070.0	M	427507	7112612	0.7	1.4	2.7	3.0	2.4	10.8	---	---	0
J	4055.0	M	427555	7113153	0.8	0.4	2.6	1.6	2.2	0.7	---	---	53
K	4036.5	M	427578	7113915	6.4	0.7	0.1	1.9	5.3	5.5	---	---	0
L	4028.5	M	427571	7114301	1.9	0.0	1.6	0.9	1.2	4.8	---	---	0
M	4005.0	B?	427588	7115373	2.5	3.1	4.8	2.6	4.7	20.5	---	---	0
N	3993.5	B?	427595	7115839	10.5	1.3	22.3	2.3	17.8	3.9	---	---	0
O	3990.0	M	427589	7115965	6.1	0.1	14.7	2.1	10.8	2.2	---	---	0
P	3967.0	S	427510	7116757	3.6	0.5	3.4	2.2	3.3	12.0	---	---	0
LINE 10100													
A	3187.5	M	427805	7105114	0.2	1.1	2.8	0.6	5.4	0.3	---	---	0
B	3205.1	S?	427824	7105910	5.5	2.5	7.7	2.7	9.2	14.4	---	---	0
C	3216.5	M	427892	7106355	2.4	1.4	2.7	2.3	1.7	9.3	---	---	0
D	3227.5	M	427937	7106728	8.5	2.4	2.6	3.4	0.4	18.2	---	---	44
E	3240.0	S?	427914	7107284	3.5	6.5	1.3	8.6	0.8	57.1	---	---	44
F	3278.7	S	427926	7108483	3.1	0.6	0.2	2.1	0.1	14.0	---	---	0
G	3306.0	M	428000	7109731	3.4	3.0	10.8	3.9	9.6	13.4	---	---	0
H	3320.0	M	427945	7110454	0.0	1.7	8.5	2.5	4.0	11.4	---	---	0
I	3354.5	S	427970	7111683	0.7	2.8	0.6	3.8	8.1	25.4	---	---	11
J	3384.2	S?	428075	7112738	7.2	8.6	17.7	12.0	34.1	80.0	4.6	43	44
K	3391.7	M	428089	7113050	0.5	0.4	0.3	8.7	6.2	57.5	---	---	80
L	3402.0	M	428070	7113581	1.6	1.0	1.1	1.6	0.9	5.6	---	---	0
M	3442.5	B?	428008	7115415	0.0	1.4	2.5	1.8	3.1	8.2	---	---	0
N	3466.0	B?	428062	7116602	4.0	4.8	9.5	7.1	7.0	34.8	---	---	44
O	3467.0	M	428062	7116655	7.9	4.8	9.9	7.1	7.0	34.8	---	---	0
LINE 10110													
A	4451.0	B?	428273	7106463	1.5	3.8	24.1	5.8	20.3	25.6	---	---	0
B	4453.6	M	428291	7106570	1.0	3.8	7.5	5.7	4.3	26.3	---	---	360
C	4470.0	S	428389	7107314	2.2	5.7	0.8	8.0	7.7	49.3	---	---	0
D	4525.3	M	428251	7109339	3.8	0.8	4.9	0.9	6.8	2.7	---	---	189
E	4533.0	M	428267	7109631	28.2	0.5	66.3	1.6	55.3	14.4	---	---	104

CX = COAXIAL
CP = COPLANAR

Note: EM values shown above are local amplitudes

*Estimated Depth may be unreliable because the stronger part of the conductor may be deeper or to one side of the flight line, or because of a shallow dip or magnetite/overburden effects

EM Anomaly List

Label	Fid	Interp	XUTM m	YUTM m	CX 1104 HZ Real ppm	CX 1104 HZ Quad ppm	CP 877 HZ Real ppm	CP 877 HZ Quad ppm	CP 7180 HZ Real ppm	CP 7180 HZ Quad ppm	Vertical Dike COND siemens	Vertical Dike DEPTH* m	Mag. Corr NT
LINE 10110													
F	4539.0	M	428291	7109910	10.9	0.9	26.7	1.0	22.3	5.6	---	---	0
G	4545.4	B?	428330	7110210	10.9	3.8	14.8	4.7	13.3	36.7	32.2	41	0
H	4549.0	M	428341	7110375	2.8	0.1	5.8	1.3	5.6	36.2	---	---	1056
I	4568.0	S	428368	7111198	2.5	2.1	2.1	2.7	4.2	15.1	---	---	18
J	4619.0	S?	428321	7112740	10.3	1.5	23.0	2.6	19.8	16.4	---	---	15
K	4625.0	M	428339	7112932	18.0	1.2	42.3	3.7	36.0	23.1	---	---	0
L	4630.5	M	428367	7113155	1.2	0.6	4.8	3.2	3.9	4.9	---	---	172
M	4631.7	B?	428375	7113210	1.2	0.6	4.8	3.2	3.9	4.9	9.6	99	20
N	4666.0	M	428395	7114690	0.5	2.0	4.5	1.8	3.5	11.8	---	---	0
O	4681.6	B?	428358	7115267	0.4	0.9	16.6	6.1	13.8	1.8	---	---	0
P	4704.0	M	428372	7116234	2.7	2.1	6.0	5.6	4.8	19.2	---	---	120
Q	4706.5	B?	428375	7116344	5.7	4.0	15.1	6.1	13.6	26.3	---	---	0
R	4717.5	M	428415	7116869	4.0	3.4	11.2	6.0	19.5	33.0	---	---	29
S	4720.9	S?	428429	7117029	7.8	11.9	6.1	18.1	14.4	116.7	3.3	42	0
T	4737.6	D	428469	7117857	9.9	14.3	5.6	11.6	29.9	44.4	3.9	20	0
U	4744.1	S	428453	7118155	4.4	10.5	7.9	17.0	48.5	41.2	2.1	14	0
V	4764.0	M	428424	7119008	1.4	2.5	2.5	5.5	5.7	19.6	---	---	102
W	4775.8	D	428427	7119520	1.7	5.4	1.6	1.1	8.4	2.9	1.3	26	0
X	4832.0	M	428483	7121828	0.5	0.3	1.3	0.6	2.0	18.3	---	---	251
Y	4893.2	D	428562	7124064	22.7	18.6	32.3	37.2	80.8	41.3	11.6	3	20
Z	4930.0	S	428455	7125704	1.1	1.1	1.0	1.3	0.8	7.8	---	---	19
AA	4985.7	S	428541	7128222	4.3	0.5	0.6	0.1	0.1	0.4	---	---	20
AB	5061.6	S?	428615	7131762	0.9	5.5	0.9	5.8	9.4	36.8	---	---	0
AC	5084.0	S	428531	7132720	2.4	3.5	0.4	4.3	11.0	22.8	---	---	0
AD	5115.0	S?	428588	7134189	0.2	1.7	0.6	2.4	1.4	15.3	---	---	20
AE	5168.0	B?	428656	7136010	0.9	2.1	0.8	3.6	5.6	16.5	---	---	9
AF	5197.3	B?	428649	7136934	0.3	10.0	1.4	12.7	25.5	87.4	---	---	0
AG	5215.9	S?	428684	7137580	0.4	1.9	1.1	3.9	14.5	28.1	0.4	0	0
AH	5229.0	B?	428721	7138121	2.2	13.2	4.2	17.8	51.7	89.6	0.8	2	20
AI	5250.0	B?	428698	7139029	2.9	2.6	4.5	3.2	11.3	1.2	---	---	0
AJ	5275.0	S	428693	7139981	0.8	4.0	0.9	6.1	5.9	35.5	---	---	0
AK	5317.9	B?	428721	7141952	15.6	25.4	20.2	30.2	69.8	41.2	3.8	17	0
AL	5367.0	S	428782	7144323	2.5	1.4	3.8	3.0	6.2	14.3	---	---	0
AM	5415.0	S?	428809	7146347	6.3	2.7	1.9	5.5	2.5	28.3	---	---	0
AN	5452.6	B?	428840	7147829	2.7	8.2	4.5	4.5	2.9	28.3	1.5	31	57
LINE 10120													
A	6467.7	S	428839	7114891	4.8	1.4	5.6	2.9	6.5	19.8	---	---	131
B	6461.0	B?	428845	7115201	7.5	3.2	6.4	4.9	0.6	31.5	---	---	8
C	6442.8	B?	428846	7116034	9.0	3.1	13.5	4.9	27.2	29.5	---	---	0
D	6437.5	B?	428854	7116243	0.9	7.5	9.9	15.2	24.3	101.1	---	---	31
E	6435.2	D	428854	7116327	0.4	7.9	5.6	11.3	15.7	74.3	---	---	36
F	6410.0	S	428854	7117238	0.3	7.5	2.3	9.2	11.6	49.7	---	---	0
G	6401.0	D	428841	7117701	6.9	20.7	5.5	25.0	61.8	89.3	2.1	13	38
H	6377.0	S?	428856	7118870	1.1	7.0	3.1	7.6	9.8	51.9	---	---	8
I	6371.2	B?	428866	7119167	6.5	8.9	10.1	11.9	29.7	38.6	3.7	40	8

CX = COAXIAL
CP = COPLANAR

Note: EM values shown above are local amplitudes

*Estimated Depth may be unreliable because the stronger part of the conductor may be deeper or to one side of the flight line, or because of a shallow dip or magnetite/overburden effects

EM Anomaly List

Label	Fid	Interp	XUTM m	YUTM m	CX 1104 HZ Real ppm	CX 1104 HZ Quad ppm	CP 877 HZ Real ppm	CP 877 HZ Quad ppm	CP 7180 HZ Real ppm	CP 7180 HZ Quad ppm	Vertical Dike COND siemens	Vertical Dike DEPTH* m	Mag. Corr NT
LINE 10120													
J	6352.0	S	428897	7120174	0.0	2.5	0.0	3.7	1.5	22.6	---	---	8
K	6318.1	M	428890	7121384	0.0	0.5	3.7	2.3	4.2	3.3	---	---	0
L	6291.7	B	428938	7122725	6.5	6.1	11.0	13.3	28.7	19.9	6.3	49	0
M	6285.0	D	428953	7123057	2.2	16.7	20.5	58.0	175.4	123.3	---	---	0
N	6281.3	B	428945	7123236	14.8	25.6	20.5	58.0	175.4	125.2	3.4	25	8
O	6278.8	D	428939	7123357	14.8	27.7	34.1	72.3	193.0	90.4	3.0	21	0
P	6275.5	D	428931	7123511	7.7	21.2	9.5	12.5	35.8	59.4	2.3	6	0
Q	6270.5	D	428910	7123750	8.7	11.7	6.5	10.0	23.7	39.0	4.1	35	8
R	6246.5	M	428845	7124936	0.1	1.1	0.5	1.3	0.5	4.0	---	---	42
S	6237.5	M	428882	7125280	2.2	0.5	5.0	0.3	5.6	1.4	---	---	0
T	6225.6	S?	428907	7125540	0.1	3.8	1.8	5.8	2.8	38.8	---	---	8
U	6170.0	S	428867	7127785	0.3	1.6	0.4	2.1	1.4	16.3	---	---	8
V	6150.0	S	428934	7128375	0.6	3.1	0.5	3.2	1.0	22.2	---	---	0
W	6086.8	S?	428944	7130824	2.9	1.7	1.0	4.2	4.1	24.3	---	---	0
X	6078.6	S	428991	7131194	1.4	9.0	4.6	11.7	4.8	75.9	---	---	0
Y	6063.1	S?	429024	7131923	0.7	7.0	2.0	7.8	12.0	43.9	0.4	0	6
Z	6044.1	S?	428969	7132625	3.5	3.7	1.1	8.3	6.4	51.6	---	---	0
AA	6025.5	B?	428991	7133286	2.8	4.1	0.6	3.8	4.3	39.1	2.5	62	8
AB	5980.0	S	429053	7134999	3.7	0.6	0.7	0.4	0.2	1.4	---	---	0
AC	5927.6	S	429071	7136789	2.6	2.4	0.5	3.5	2.1	22.6	4.7	62	0
AD	5865.0	B	429009	7139186	4.9	5.3	0.1	10.0	19.9	31.8	---	---	5
AE	5856.8	B	428999	7139422	2.8	1.7	0.7	0.1	0.9	0.7	9.3	71	2
AF	5848.3	D	428972	7139580	4.4	12.9	3.1	16.0	39.6	81.5	1.8	18	2
AG	5844.2	D	428979	7139693	2.1	13.5	2.6	11.6	27.7	65.0	0.8	1	2
AH	5781.4	S	429172	7141842	2.7	1.0	0.6	0.2	1.0	3.4	---	---	0
AI	5704.0	S	429155	7145089	0.0	2.9	2.6	4.6	8.8	25.5	---	---	0
AJ	5667.5	S	429194	7146830	3.5	1.8	1.7	3.8	2.2	20.5	---	---	0
AK	5646.8	S	429177	7147753	3.3	8.2	7.3	8.7	20.4	53.8	1.9	27	0
LINE 10121													
A	1157.0	M	428667	7105490	0.0	2.0	0.2	3.9	0.1	11.6	---	---	924
B	1145.0	S	428683	7106073	3.0	1.4	2.1	1.2	3.6	7.2	---	---	48
C	1117.0	S	428685	7107330	5.3	5.8	8.1	7.9	14.8	56.9	---	---	48
D	1111.5	E	428680	7107593	1.0	4.1	3.9	4.8	7.1	27.0	---	---	65
E	1085.0	M	428707	7108812	4.6	5.0	9.6	7.7	8.7	50.6	---	---	307
F	1081.8	S	428713	7108948	1.1	4.9	3.9	7.9	4.5	45.0	---	---	84
G	1075.2	E	428730	7109196	6.3	3.7	10.6	4.1	5.9	28.0	---	---	48
H	1045.5	B?	428751	7110001	3.3	1.1	8.1	0.2	22.5	1.2	---	---	0
I	1035.0	B?	428733	7110354	7.6	1.7	20.8	4.4	0.1	13.5	---	---	0
J	1026.0	S	428727	7110744	6.0	3.1	12.3	3.6	8.3	25.1	---	---	0
K	1003.0	S	428822	7111780	1.2	5.3	1.0	8.6	11.6	51.5	---	---	0
L	987.5	S?	428855	7112484	0.4	5.3	2.0	5.8	9.1	38.3	---	---	48
M	958.3	D	428794	7113255	3.7	1.5	7.3	1.9	6.5	8.4	---	---	0
N	943.0	M	428771	7113786	3.7	0.7	0.7	2.1	0.4	6.3	---	---	223
O	935.0	M	428787	7114155	0.2	2.1	1.8	4.3	2.0	20.4	---	---	63
P	921.6	S?	428855	7114790	0.8	5.7	2.0	8.3	12.7	53.6	0.6	15	0

CX = COAXIAL
CP = COPLANAR

Note: EM values shown above are local amplitudes

*Estimated Depth may be unreliable because the stronger part of the conductor may be deeper or to one side of the flight line, or because of a shallow dip or magnetite/overburden effects

EM Anomaly List

Label	Fid	Interp	XUTM m	YUTM m	CX 1104 HZ Real ppm	CX 1104 HZ Quad ppm	CP 877 HZ Real ppm	CP 877 HZ Quad ppm	CP 7180 HZ Real ppm	CP 7180 HZ Quad ppm	Vertical Dike COND siemens	Vertical Dike DEPTH* m	Mag. Corr NT
LINE 10121													
Q	906.6	B?	428869	7115417	1.1	1.1	3.5	0.6	4.1	5.7	---	---	0
R	902.5	B?	428873	7115598	2.2	3.5	2.9	4.7	20.0	18.2	---	---	0
LINE 10130													
A	360.0	S	429048	7106473	0.8	1.1	2.3	1.3	1.2	13.0	---	---	0
B	378.0	S	429064	7107297	2.5	3.4	2.8	4.8	7.7	30.7	---	---	0
C	403.0	B?	429153	7108427	5.8	6.0	7.6	8.1	18.4	49.2	5.3	39	0
D	449.0	B?	429106	7110219	4.0	4.7	34.6	6.5	13.9	44.5	---	---	0
E	451.0	M	429110	7110326	4.6	4.7	11.5	8.8	9.3	44.5	---	---	1505
LINE 10131													
A	780.0	S	429221	7113425	0.1	2.1	0.2	4.8	0.5	23.2	---	---	80
B	802.0	S	429186	7114555	0.7	1.7	1.9	3.4	2.0	17.1	---	---	6
C	807.5	M	429205	7114774	0.6	0.1	0.2	0.1	0.1	8.6	---	---	0
D	819.8	B?	429235	7115277	4.0	5.8	3.0	6.5	9.5	38.6	---	---	0
E	825.0	M	429244	7115530	0.2	7.7	2.4	8.4	11.3	50.7	---	---	0
F	837.1	B?	429239	7116033	0.9	3.2	3.6	1.9	3.5	14.8	---	---	0
G	842.4	S?	429238	7116252	0.4	7.1	1.3	8.9	4.8	67.1	---	---	0
H	861.0	D	429266	7117175	4.1	7.2	3.1	7.6	21.0	38.4	---	---	0
I	865.5	D	429278	7117399	1.9	6.1	1.1	1.4	2.4	3.0	1.3	21	0
J	869.2	D	429291	7117581	9.8	16.2	7.5	16.0	35.6	71.7	3.1	30	0
K	872.0	D	429297	7117722	7.7	11.9	13.4	17.2	27.9	79.5	3.2	37	0
L	875.0	D	429297	7117870	7.7	13.3	12.4	13.1	21.3	85.9	2.7	39	0
M	879.5	B	429289	7118082	1.4	11.5	0.5	11.6	8.7	60.1	---	---	0
N	885.4	B	429276	7118367	7.2	10.2	12.2	13.7	23.0	61.8	3.6	37	17
O	898.0	M	429241	7118974	1.5	1.9	6.9	2.6	1.7	16.1	---	---	0
P	905.8	B	429209	7119328	6.2	7.3	7.9	6.9	14.5	29.4	---	---	17
Q	936.0	M	429253	7120423	0.4	0.5	0.8	0.4	1.0	6.9	---	---	0
R	943.0	M	429269	7120721	5.3	1.1	11.0	1.1	10.5	4.9	---	---	38
S	960.0	S?	429263	7121614	0.3	2.1	0.1	2.9	4.9	16.5	---	---	30
T	981.2	B	429269	7122527	16.9	13.7	29.6	16.2	41.8	45.9	10.8	0	15
U	984.2	B	429284	7122679	16.9	13.3	29.6	16.2	41.8	40.0	11.3	8	0
V	1020.0	S	429321	7124237	0.1	1.7	0.2	1.8	2.3	10.8	---	---	17
LINE 10132													
A	1232.0	B?	429383	7129588	4.3	5.3	1.0	7.0	14.8	39.3	3.7	49	0
B	1275.5	D	429313	7130722	2.1	5.8	0.4	4.5	6.8	34.8	1.5	26	0
C	1290.0	S?	429282	7131322	1.6	6.4	2.1	8.7	16.1	41.9	1.1	12	9
D	1293.0	B?	429277	7131451	5.1	2.0	0.4	1.1	2.5	3.5	21.4	41	9
E	1304.0	S?	429327	7131885	1.6	9.9	1.5	14.7	19.0	99.4	0.7	21	9
F	1342.0	S?	429443	7133149	1.7	2.8	1.2	4.1	6.5	23.1	1.7	66	0
G	1382.0	S	429412	7134909	0.7	3.1	0.6	4.4	6.5	23.2	0.8	21	0
H	1505.0	B	429426	7137922	2.0	9.7	5.5	11.9	29.5	38.7	1.0	0	0
I	1510.5	B	429424	7138193	7.8	7.3	7.5	9.6	25.6	41.3	6.7	27	0
J	1542.5	B	429475	7139573	5.5	11.2	10.7	19.1	45.0	23.5	2.7	21	0
K	1554.0	D	429487	7139969	4.6	5.5	0.7	5.8	12.8	28.0	3.9	42	4

CX = COAXIAL
CP = COPLANAR

Note: EM values shown above are local amplitudes

*Estimated Depth may be unreliable because the stronger part of the conductor may be deeper or to one side of the flight line, or because of a shallow dip or magnetite/overburden effects

EM Anomaly List

Label	Fid	Interp	XUTM m	YUTM m	CX 1104 HZ Real ppm	CX 1104 HZ Quad ppm	CP 877 HZ Real ppm	CP 877 HZ Quad ppm	CP 7180 HZ Real ppm	CP 7180 HZ Quad ppm	Vertical Dike COND siemens	Vertical Dike DEPTH* m	Mag. Corr NT
LINE 10132													
L	1557.5	D	429483	7140111	0.1	9.8	4.5	11.6	34.4	28.0	0.4	0	0
M	1562.5	B	429471	7140301	3.2	4.2	2.3	5.9	19.7	17.2	3.1	46	9
N	1587.0	S?	429472	7140850	1.7	4.7	1.9	3.7	11.5	21.0	1.4	21	0
O	1623.0	S	429531	7142202	0.2	1.7	0.6	2.1	1.8	16.9	0.4	6	0
P	1651.0	M	429493	7143499	5.7	0.3	9.9	1.2	5.2	2.3	---	---	114
Q	1661.0	B?	429530	7143952	0.7	6.5	1.5	7.1	21.0	38.6	0.5	0	9
R	1663.0	B?	429540	7144038	2.5	6.7	1.4	7.7	21.0	46.7	1.7	23	0
S	1679.0	M	429644	7144695	0.7	2.4	2.6	5.1	2.3	34.6	---	---	9
T	1695.0	S	429567	7145455	1.1	4.7	1.5	4.6	7.0	35.4	0.8	26	0
U	1710.0	S	429564	7146060	5.5	0.4	2.6	0.2	1.2	4.9	177.9	76	0
V	1735.0	S	429532	7147013	2.6	6.6	1.8	7.8	15.1	45.0	1.7	31	9
W	1753.0	S?	429568	7147584	0.0	10.5	0.4	13.7	7.3	102.0	0.4	12	50
X	1780.0	M	429581	7148848	0.5	0.6	1.8	0.8	1.4	1.5	---	---	9
LINE 10133													
A	657.3	S	429331	7125978	6.5	1.0	0.6	1.4	0.4	11.4	---	---	0
B	550.6	S?	429341	7129593	1.0	9.5	0.6	14.0	15.9	98.1	---	---	1
C	500.1	D	429302	7130695	2.1	17.1	0.6	4.4	6.5	35.4	0.6	11	0
LINE 10140													
A	2600.0	S	429689	7120109	0.6	3.4	2.1	5.5	4.2	19.8	---	---	0
B	2583.5	B	429695	7120869	11.6	4.2	21.8	8.2	31.8	10.2	30.6	16	8
C	2576.0	M	429689	7121272	1.2	2.9	1.9	5.1	1.7	7.9	---	---	57
D	2548.5	B	429688	7122391	18.0	15.7	32.9	47.7	127.6	130.0	9.9	25	7
E	2544.5	D	429689	7122533	22.0	42.2	10.1	34.7	98.8	127.4	3.3	22	8
F	2500.1	B?	429712	7124729	1.5	13.3	3.7	28.3	77.0	134.3	0.5	6	6
G	2478.5	S	429768	7125516	0.6	2.0	3.0	3.3	5.0	24.7	---	---	0
H	2434.0	S	429695	7127280	2.2	1.5	0.8	2.8	3.6	22.8	---	---	0
I	2391.9	B?	429783	7128939	0.0	12.6	1.8	17.7	29.1	95.1	0.4	7	0
J	2374.0	B?	429755	7129845	5.0	2.3	0.6	1.4	3.6	8.4	---	---	0
K	2365.0	S	429778	7130299	1.1	2.0	1.3	2.3	2.8	14.3	---	---	0
L	2326.0	S	429761	7131950	2.7	4.8	0.1	5.4	8.9	31.8	---	---	0
M	2302.0	S	429820	7132972	0.0	2.4	1.5	3.2	8.1	18.8	---	---	1
N	2282.5	B?	429843	7133716	1.0	4.6	1.2	4.7	9.1	32.5	---	---	7
O	2280.0	B?	429842	7133816	3.2	3.6	0.5	3.9	5.5	21.4	---	---	3
P	2258.8	S	429783	7134844	0.4	3.6	1.9	5.0	11.5	22.5	---	---	8
Q	2190.5	S	429885	7137389	0.4	3.0	2.7	3.9	16.0	12.1	---	---	0
R	2137.5	B?	429866	7138942	1.9	3.2	0.8	2.3	4.8	12.8	---	---	0
S	2123.5	B?	429887	7139488	0.9	1.3	1.1	0.8	5.6	9.2	---	---	0
T	2116.5	B	429893	7139798	3.1	4.0	29.7	28.2	51.8	12.0	3.0	59	8
U	2110.3	B	429891	7140095	40.0	54.8	77.6	84.4	197.5	127.7	6.6	11	0
V	2101.6	B	429886	7140519	4.0	5.2	3.4	6.1	13.3	12.0	---	---	8
W	2074.3	S	429931	7141786	0.5	3.7	0.4	6.2	7.4	40.0	---	---	0
X	2052.9	S?	429988	7142315	1.4	4.4	1.7	5.8	13.4	44.1	1.1	34	0
Y	2012.8	D	429942	7143760	4.4	7.2	8.0	7.7	17.9	48.4	---	---	8
Z	2009.9	D	429940	7143864	3.5	6.8	2.2	17.2	31.4	54.5	---	---	3

CX = COAXIAL
CP = COPLANAR

Note: EM values shown above are local amplitudes

*Estimated Depth may be unreliable because the stronger part of the conductor may be deeper or to one side of the flight line, or because of a shallow dip or magnetite/overburden effects

EM Anomaly List

Label	Fid	Interp	XUTM m	YUTM m	CX 1104 HZ Real ppm	CX 1104 HZ Quad ppm	CP 877 HZ Real ppm	CP 877 HZ Quad ppm	CP 7180 HZ Real ppm	CP 7180 HZ Quad ppm	Vertical Dike COND siemens	Vertical Dike DEPTH* m	Mag. Corr NT
LINE 10140													
AA	2006.0	D	429938	7144020	3.8	12.2	5.5	15.0	31.4	73.2	1.6	18	7
AB	1973.0	S	429959	7145242	1.6	3.3	0.3	5.4	2.7	39.0	---	---	0
AC	1954.8	S	429965	7146010	7.4	2.6	5.9	4.1	7.3	29.9	---	---	0
AD	1951.0	M	429942	7146198	0.1	2.5	2.3	3.8	1.5	23.9	---	---	0
AE	1935.0	S	429919	7147023	0.6	1.8	0.1	3.7	5.1	21.4	---	---	0
LINE 10141													
A	3078.0	M	429500	7106019	0.0	2.4	8.1	4.6	8.1	17.2	---	---	289
B	3066.0	M	429480	7106621	8.0	1.5	1.5	2.9	6.1	18.1	---	---	54
C	3052.5	M	429498	7107198	0.0	2.0	3.5	3.4	2.4	18.4	---	---	0
D	3021.0	M	429529	7108777	0.0	3.4	4.5	5.2	0.8	27.5	---	---	0
E	3006.0	M	429543	7109184	0.0	1.5	15.6	2.0	14.0	3.7	---	---	0
F	2973.5	B?	429560	7110243	2.6	2.3	2.9	3.0	2.4	20.4	---	---	0
G	2972.0	M	429555	7110307	2.1	1.8	1.4	3.0	1.1	19.2	---	---	0
H	2943.5	S	429552	7111765	1.5	12.5	3.8	18.2	36.0	99.9	0.6	1	0
I	2917.8	S	429652	7112933	10.5	5.4	19.1	6.8	21.9	46.2	17.8	28	0
J	2910.0	M	429657	7113235	5.0	0.4	10.0	1.3	7.9	4.4	---	---	0
K	2903.0	S	429664	7113457	5.4	0.5	11.9	0.8	8.2	8.3	---	---	30
L	2900.0	M	429664	7113543	0.2	2.8	0.3	7.8	2.6	52.7	---	---	0
M	2885.0	S	429592	7114102	1.7	3.2	2.4	3.7	6.8	28.3	---	---	0
N	2872.0	B?	429556	7114717	2.3	1.4	0.4	0.7	1.4	3.0	---	---	0
O	2851.3	B?	429548	7115562	0.0	3.6	3.0	5.8	9.9	29.4	---	---	0
P	2833.2	D	429591	7116190	18.4	13.8	14.9	19.1	42.9	33.5	12.4	7	0
Q	2813.9	S	429625	7117070	2.1	5.4	1.8	6.6	8.3	43.0	---	---	0
R	2806.0	D	429627	7117443	0.6	4.6	0.1	17.4	41.1	77.0	0.5	17	124
S	2801.7	D	429630	7117647	3.2	13.0	6.6	20.1	55.2	94.1	---	---	30
T	2799.5	D	429632	7117753	7.0	13.0	8.9	15.0	44.2	79.1	2.4	42	0
U	2790.0	B?	429633	7118187	2.9	3.0	2.3	2.7	6.9	21.7	---	---	30
V	2785.2	B?	429630	7118403	4.9	2.9	6.8	0.8	3.0	20.3	---	---	0
W	2776.5	B?	429634	7118810	3.8	1.8	5.7	1.2	7.8	24.2	---	---	15
X	2772.0	B?	429641	7119033	3.7	13.1	3.3	15.7	46.9	61.3	---	---	30
Y	2769.6	B?	429644	7119153	4.0	13.1	1.7	12.3	37.4	59.7	1.6	8	0
Z	2732.2	B	429636	7120964	4.6	4.3	5.0	6.2	17.8	6.5	5.7	29	0
LINE 10150													
A	1105.8	S	429865	7105740	5.5	0.7	3.6	1.1	6.0	6.6	---	---	0
B	1124.3	B?	429940	7106531	2.3	5.2	2.8	5.8	7.2	41.3	---	---	0
C	1135.0	M	429979	7106999	0.1	1.0	6.1	1.7	1.1	5.4	---	---	191
D	1142.0	B?	429989	7107300	5.5	3.8	10.9	3.9	14.9	31.8	---	---	0
E	1154.5	B?	429977	7107817	4.8	2.0	4.2	1.9	10.3	16.3	---	---	0
F	1190.0	B?	429989	7109081	3.8	1.7	6.0	1.7	12.3	9.8	---	---	0
G	1193.5	M	429986	7109220	0.2	0.5	0.6	2.3	2.3	11.2	---	---	48
H	1220.0	M	429963	7110433	3.9	0.1	13.4	1.5	12.6	15.3	---	---	0
I	1233.3	S?	429975	7111011	1.3	4.0	1.8	6.1	8.1	38.0	---	---	0
J	1244.6	B	429993	7111433	4.8	9.6	4.9	11.6	28.5	74.9	2.6	20	0
K	1270.0	B?	429999	7112488	1.1	2.4	2.8	2.2	6.0	14.6	---	---	0

CX = COAXIAL
CP = COPLANAR

Note:EM values shown above are local amplitudes

*Estimated Depth may be unreliable because the stronger part of the conductor may be deeper or to one side of the flight line, or because of a shallow dip or magnetite/overburden effects

EM Anomaly List

Label	Fid	Interp	XUTM m	YUTM m	CX 1104 HZ Real ppm	CX 1104 HZ Quad ppm	CP 877 HZ Real ppm	CP 877 HZ Quad ppm	CP 7180 HZ Real ppm	CP 7180 HZ Quad ppm	Vertical Dike COND siemens	Vertical Dike DEPTH* m	Mag. Corr NT
LINE 10150													
L	1297.8	B?	429960	7113662	0.0	4.7	0.8	6.3	1.2	32.1	0.4	3	99
M	1300.0	M	429962	7113764	0.9	4.7	3.4	6.1	3.3	32.4	---	---	0
N	1326.2	B?	429992	7114769	1.9	2.3	2.6	1.6	6.3	12.2	---	---	16
O	1348.0	S?	430010	7115783	4.3	1.5	4.6	2.9	3.7	20.5	---	---	0
P	1356.3	D	430010	7116173	9.2	11.9	10.4	11.2	29.1	20.2	---	---	0
Q	1361.8	B	430022	7116461	7.8	16.6	13.1	22.7	70.4	69.9	2.9	5	0
R	1364.0	B	430026	7116572	7.8	16.6	13.1	22.7	70.4	71.6	2.9	9	0
S	1366.0	B	430029	7116670	0.1	5.7	1.5	20.5	70.3	51.4	---	---	16
T	1382.2	B?	430025	7117419	1.8	1.4	1.1	0.2	0.2	2.0	5.5	63	0
U	1386.0	B?	430028	7117606	0.4	2.4	0.8	2.4	5.4	11.1	---	---	0
V	1401.5	B?	430050	7118315	1.9	3.6	4.4	4.1	7.0	24.0	---	---	0
W	1420.0	D	430104	7119200	2.1	4.9	1.2	4.2	14.0	33.7	---	---	16
X	1425.7	D	430117	7119476	1.4	2.3	0.1	3.9	7.0	19.5	---	---	0
Y	1443.0	B?	430106	7120315	3.7	1.1	0.6	1.0	1.8	4.8	---	---	13
Z	1446.5	B?	430111	7120490	1.1	1.1	0.5	1.2	3.8	5.0	---	---	0
AA	1476.4	B	430069	7121509	9.9	3.3	24.6	9.5	13.4	6.0	32.3	32	16
AB	1503.7	B	430102	7122374	33.0	33.3	53.2	45.7	109.7	76.5	9.8	0	16
AC	1506.0	D	430108	7122470	33.0	33.3	53.2	45.7	109.7	76.5	9.8	1	0
AD	1591.0	S	430133	7125938	2.3	1.5	2.0	2.0	0.3	16.1	---	---	16
AE	1653.6	B?	430174	7128059	2.0	7.2	2.6	10.9	9.6	65.8	1.2	25	0
AF	1682.0	B?	430123	7129032	1.4	5.1	1.7	4.7	4.4	35.4	---	---	16
AG	1745.7	B	430253	7131522	2.5	3.9	1.3	3.7	11.4	17.3	2.1	45	0
AH	1765.0	S	430205	7132465	1.0	1.4	1.0	2.1	2.8	11.6	---	---	16
AI	1835.0	S	430223	7135138	1.9	0.8	0.4	1.5	5.7	11.6	---	---	0
AJ	1931.7	B?	430278	7138629	0.2	2.6	1.0	4.5	14.2	14.1	---	---	15
AK	1975.0	B?	430293	7140473	3.7	0.8	0.9	2.1	7.0	2.1	---	---	0
AL	2036.5	B?	430302	7143071	0.5	3.7	1.6	3.8	7.8	26.6	---	---	0
AM	2044.6	B?	430333	7143460	0.4	4.8	1.0	3.6	7.3	34.0	---	---	3
AN	2055.4	D	430350	7143987	1.1	4.5	1.3	4.0	8.9	21.7	---	---	16
AO	2060.3	D	430363	7144221	2.6	3.7	3.0	2.6	12.4	19.6	2.5	61	0
AP	2135.0	B?	430385	7147568	6.0	3.7	2.0	4.5	4.9	37.2	---	---	16
AQ	2167.5	S?	430389	7149091	1.1	2.5	3.9	3.8	3.4	27.6	---	---	293
LINE 10160													
A	3392.0	M	430243	7105343	0.0	1.6	7.5	2.9	4.8	10.1	---	---	0
B	3360.0	S	430303	7106673	1.8	1.4	2.0	2.4	5.1	16.0	---	---	0
C	3309.4	S	430339	7108843	0.5	3.6	3.1	6.5	13.1	38.0	---	---	0
D	3249.9	S?	430343	7110699	0.7	7.8	5.8	11.1	13.1	70.9	---	---	130
E	3248.0	M	430343	7110789	5.8	7.8	11.1	11.1	12.0	70.2	---	---	0
F	3240.0	M	430350	7111169	2.3	1.8	7.1	2.5	6.1	10.1	---	---	14
G	3235.0	B?	430353	7111395	6.1	0.7	12.0	1.4	5.5	3.2	---	---	0
H	3197.0	S?	430425	7112992	1.3	4.6	3.7	7.2	2.8	44.7	---	---	5
I	3168.0	M	430384	7114139	0.0	4.3	0.3	8.4	1.0	42.8	---	---	0
J	3155.0	B	430376	7114684	1.4	0.7	5.5	2.8	8.8	17.2	---	---	14
K	3151.4	D	430377	7114818	0.4	2.4	3.5	2.0	5.2	15.0	---	---	140
L	3131.2	B?	430439	7115616	1.5	2.3	5.0	1.7	9.1	6.8	---	---	14

CX = COAXIAL
CP = COPLANAR

Note: EM values shown above are local amplitudes

*Estimated Depth may be unreliable because the stronger part of the conductor may be deeper or to one side of the flight line, or because of a shallow dip or magnetite/overburden effects

EM Anomaly List

Label	Fid	Interp	XUTM m	YUTM m	CX 1104 HZ Real ppm	CX 1104 HZ Quad ppm	CP 877 HZ Real ppm	CP 877 HZ Quad ppm	CP 7180 HZ Real ppm	CP 7180 HZ Quad ppm	Vertical Dike COND siemens	Vertical Dike DEPTH* m	Mag. Corr NT
LINE 10160													
M	3119.2	D	430452	7116161	18.3	26.0	19.3	24.7	70.4	42.2	4.8	10	26
N	3114.6	B	430438	7116384	6.8	17.3	8.0	20.4	54.5	99.2	2.4	7	14
O	3101.5	B?	430400	7117027	1.4	3.9	0.2	2.9	0.6	18.7	1.3	34	0
P	3089.1	B?	430409	7117649	5.8	3.2	5.3	3.6	7.6	14.7	---	---	12
Q	3084.3	B	430421	7117880	1.7	3.4	4.6	2.8	8.5	12.0	1.8	38	14
R	3080.0	B	430441	7118095	3.3	4.2	6.7	4.3	9.1	25.7	---	---	14
S	3060.1	D	430479	7118922	3.1	9.2	1.3	8.1	17.4	58.9	1.7	17	14
T	3013.0	B?	430455	7120838	1.2	1.3	0.8	1.4	3.9	7.1	---	---	14
U	2927.5	S?	430542	7124670	0.7	2.9	1.6	3.0	1.0	22.9	---	---	0
V	2892.0	S	430528	7125881	2.4	1.3	0.5	1.9	1.0	11.6	---	---	0
W	2850.1	S	430485	7127389	7.2	2.0	2.4	2.5	1.9	17.6	---	---	0
X	2836.1	B?	430452	7128034	1.5	7.2	3.5	12.1	35.4	76.8	---	---	0
Y	2800.0	S	430628	7129248	1.8	4.2	0.5	4.6	1.8	35.2	---	---	0
Z	2776.2	S	430546	7130097	0.3	4.4	0.2	5.2	7.4	35.9	0.4	0	0
AA	2745.0	S	430637	7131263	0.4	4.2	1.4	6.4	1.4	43.5	---	---	0
AB	2712.5	S	430552	7132452	0.5	2.4	1.0	5.2	6.3	39.6	---	---	13
AC	2670.0	B?	430621	7133932	1.4	0.5	0.9	1.9	4.3	10.0	---	---	14
AD	2600.0	B?	430634	7136775	4.0	2.1	0.1	3.0	6.7	23.6	---	---	0
AE	2592.0	B?	430640	7137125	0.0	3.2	0.4	2.3	6.7	16.5	---	---	0
AF	2539.7	S	430708	7139057	3.9	0.5	0.1	0.2	0.0	1.6	---	---	0
AG	2514.8	D	430744	7139934	3.9	8.0	4.1	9.0	13.6	63.0	---	---	0
AH	2499.0	B?	430757	7140491	1.6	1.5	2.8	1.5	5.2	9.7	---	---	49
AI	2454.2	S?	430702	7141784	1.7	2.7	1.3	2.7	6.5	12.1	---	---	0
AJ	2444.5	B?	430716	7142239	2.9	3.1	2.7	4.1	14.1	17.7	---	---	11
AK	2434.3	B?	430722	7142577	1.0	4.3	0.8	5.6	23.8	37.2	0.8	28	13
AL	2428.5	D	430725	7142740	2.7	9.2	1.5	5.3	12.4	36.8	1.4	16	0
AM	2421.6	B	430730	7142967	0.5	1.6	0.1	0.4	2.1	1.6	---	---	0
AN	2403.9	B	430734	7143696	8.2	16.7	14.8	26.2	77.2	98.2	3.1	13	0
AO	2402.4	B	430734	7143754	8.1	18.4	15.2	17.6	50.9	82.5	2.8	12	0
AP	2387.2	B	430741	7144163	4.7	2.6	7.5	3.8	8.0	29.0	---	---	0
AQ	2383.7	D	430744	7144261	5.0	4.1	7.1	3.5	9.1	25.6	7.0	45	0
AR	2315.0	S	430774	7147216	1.6	2.7	1.0	2.4	3.4	17.9	---	---	11
AS	2302.5	B?	430782	7147740	2.7	1.0	2.1	0.0	2.4	1.6	---	---	0
AT	2297.3	B?	430782	7147933	3.7	0.7	1.6	1.2	4.8	5.6	---	---	14
LINE 10170													
A	3485.0	B?	430542	7105279	1.2	1.7	1.8	1.7	1.6	12.0	---	---	31
B	3518.5	M	430737	7106765	0.1	0.5	7.0	1.3	5.1	3.5	---	---	757
C	3555.0	S	430693	7108265	0.7	0.5	0.6	1.7	2.2	4.0	---	---	0
D	3596.0	M	430812	7109781	6.3	1.5	2.2	2.6	1.6	10.6	---	---	89
E	3602.5	M	430797	7110086	15.9	1.8	11.1	3.6	8.8	14.7	---	---	269
F	3604.0	B?	430793	7110151	13.8	0.8	32.1	3.6	28.5	0.0	---	---	0
G	3608.0	B?	430780	7110327	16.7	1.7	36.4	1.9	32.9	15.2	---	---	31
H	3618.3	S	430754	7110793	1.8	3.1	3.9	3.7	11.9	24.8	---	---	31
I	3642.7	S?	430769	7111792	0.8	2.5	2.5	1.8	5.5	11.5	---	---	0
J	3670.0	S	430703	7112971	1.8	1.7	0.9	2.0	5.1	11.6	---	---	31

CX = COAXIAL
CP = COPLANAR

Note: EM values shown above are local amplitudes

*Estimated Depth may be unreliable because the stronger part of the conductor may be deeper or to one side of the flight line, or because of a shallow dip or magnetite/overburden effects

EM Anomaly List

Label	Fid	Interp	XUTM m	YUTM m	CX 1104 HZ Real ppm	CX 1104 HZ Quad ppm	CP 877 HZ Real ppm	CP 877 HZ Quad ppm	CP 7180 HZ Real ppm	CP 7180 HZ Quad ppm	Vertical Dike COND siemens	Vertical Dike DEPTH* m	Mag. Corr NT
LINE 10170													
K	3684.9	S?	430728	7113647	3.1	0.6	8.6	1.4	9.5	3.6	---	---	0
L	3715.0	S?	430805	7115040	8.6	2.7	17.3	4.3	21.6	34.6	---	---	0
M	3723.5	M	430795	7115438	4.2	1.6	8.2	3.4	7.4	11.6	---	---	0
N	3734.9	B?	430792	7115930	1.1	6.3	3.7	9.2	35.7	48.6	0.7	5	19
O	3744.9	B	430819	7116335	3.8	7.7	11.2	11.4	28.0	17.1	1.7	42	0
P	3751.3	B	430839	7116609	6.3	8.5	11.8	15.6	44.1	33.0	3.7	30	0
Q	3782.8	B	430864	7117815	2.8	1.7	4.5	1.9	5.9	9.3	---	---	0
R	3797.3	B?	430862	7118348	0.2	6.2	1.1	9.1	26.1	66.6	0.4	0	0
S	3803.8	B	430871	7118578	0.9	5.7	1.3	6.4	11.1	45.1	0.6	9	0
T	3825.0	S	430893	7119401	3.8	1.0	0.9	1.4	0.6	10.1	---	---	31
LINE 10171													
A	4049.5	D	430939	7120666	1.2	2.3	0.4	1.7	3.1	7.1	1.2	74	0
B	4175.0	S	430930	7125264	1.4	4.1	0.8	3.7	3.5	25.0	---	---	5
C	4205.0	S	430969	7126618	3.0	1.0	0.7	1.7	2.1	12.1	---	---	0
D	4240.0	S	430963	7128008	3.1	1.2	1.2	1.7	1.3	9.7	---	---	0
E	4275.0	S?	430946	7129175	1.5	1.3	0.9	2.4	4.0	14.8	---	---	0
F	4295.1	H	430979	7129948	0.0	7.2	0.6	9.5	22.2	60.1	0.4	0	0
G	4313.3	B?	430966	7130708	1.2	2.4	1.4	1.9	1.2	14.1	---	---	0
H	4330.0	B	431025	7131340	2.8	2.3	2.2	2.7	1.7	17.2	---	---	0
I	4333.1	D	431040	7131469	5.9	5.0	0.6	4.6	18.3	17.1	7.0	38	3
J	4338.9	B	431068	7131750	0.9	7.1	2.3	7.1	25.9	34.0	0.5	0	0
K	4359.0	S	431095	7132638	0.1	3.1	0.6	4.2	6.3	31.0	---	---	0
L	4383.0	S	431011	7133639	3.0	0.7	1.1	2.6	4.7	18.8	---	---	3
M	4404.3	B?	430985	7134168	0.4	2.0	0.4	1.6	2.4	12.6	---	---	0
N	4470.6	B?	431119	7136906	3.3	2.8	1.7	2.0	2.9	15.8	---	---	0
O	4544.0	S	431179	7139129	1.3	2.0	1.0	1.7	5.6	13.3	---	---	0
P	4553.9	B	431162	7139544	6.0	6.5	10.5	11.7	39.2	62.9	5.1	46	0
Q	4556.2	D	431148	7139629	4.9	8.0	10.5	11.7	39.2	63.7	2.5	50	102
R	4579.0	M	431061	7140493	0.2	1.5	8.0	4.1	0.8	13.4	---	---	0
S	4582.6	B	431083	7140637	8.9	5.1	20.8	5.7	28.7	37.9	14.5	35	0
T	4585.0	B	431100	7140738	8.9	5.1	20.8	5.7	28.7	37.9	---	---	0
U	4590.2	B	431126	7140981	1.8	3.3	2.5	1.4	5.0	11.5	1.5	72	0
V	4596.3	B	431128	7141264	1.4	5.7	0.0	6.1	13.0	32.5	---	---	16
W	4607.0	B?	431127	7141674	7.2	1.4	1.7	0.0	0.9	1.0	52.5	37	0
X	4637.5	B	431142	7142697	4.0	4.0	0.4	6.0	13.8	29.1	---	---	0
Y	4642.4	D	431148	7142912	3.1	9.7	1.4	10.9	35.4	64.1	1.6	18	0
Z	4647.5	B	431164	7143166	0.0	2.7	0.5	4.3	11.8	41.0	---	---	0
AA	4651.3	D	431170	7143358	0.7	1.3	0.3	0.0	2.9	28.3	---	---	18
AB	4657.1	D	431165	7143647	8.2	7.2	4.7	7.5	29.0	15.9	7.5	28	4
AC	4661.4	B	431150	7143846	5.9	12.8	7.8	15.8	42.8	55.4	2.6	17	0
AD	4675.2	B?	431086	7144536	4.4	2.9	1.9	2.6	4.2	16.7	---	---	0
AE	4685.0	S	431086	7145008	1.5	0.9	2.0	0.8	4.4	10.4	---	---	0
AF	4727.1	B	431186	7147124	1.5	2.1	0.1	1.6	5.3	5.6	2.2	63	5
AG	4743.6	B?	431173	7147922	3.1	1.0	2.8	1.6	0.9	8.2	---	---	5
AH	4751.5	B?	431142	7148288	0.9	1.3	0.4	1.5	1.9	9.5	---	---	20

CX = COAXIAL
CP = COPLANAR

Note:EM values shown above are local amplitudes

*Estimated Depth may be unreliable because the stronger part of the conductor may be deeper or to one side of the flight line, or because of a shallow dip or magnetite/overburden effects

EM Anomaly List

Label	Fid	Interp	XUTM m	YUTM m	CX 1104 HZ Real ppm	CX 1104 HZ Quad ppm	CP 877 HZ Real ppm	CP 877 HZ Quad ppm	CP 7180 HZ Real ppm	CP 7180 HZ Quad ppm	Vertical Dike COND siemens	Vertical Dike DEPTH* m	Mag. Corr NT
LINE 10171													
AI	4754.9	B?	431129	7148431	3.8	1.3	2.5	1.7	1.4	9.6	---	---	5
LINE 10180													
A	6032.5	M	431179	7105688	0.1	0.9	0.7	1.7	1.2	5.2	---	---	0
B	6009.0	B?	431150	7106734	3.2	1.5	6.5	4.5	5.1	11.2	---	---	108
C	5989.0	B?	431117	7107696	0.6	3.6	1.0	4.9	0.8	23.4	---	---	104
D	5978.5	D	431153	7108223	1.2	3.4	2.2	2.1	7.0	10.4	---	---	13
E	5971.7	B?	431197	7108553	3.3	0.2	4.1	0.7	3.2	4.0	---	---	13
F	5965.5	D	431225	7108814	0.3	0.7	6.8	1.2	3.2	5.0	---	---	0
G	5960.5	D	431233	7108996	3.3	0.9	6.9	1.6	3.7	9.4	---	---	0
H	5934.0	M	431138	7109831	7.0	0.8	5.0	1.6	4.1	6.8	---	---	46
I	5927.5	M	431119	7110070	0.7	1.2	14.0	2.4	11.1	6.1	---	---	0
J	5917.0	B?	431098	7110425	6.0	1.8	13.8	2.7	11.4	9.9	---	---	94
K	5913.0	B?	431096	7110558	1.7	3.3	0.4	5.4	1.9	30.2	---	---	13
L	5909.6	E	431099	7110681	1.7	2.2	6.0	2.0	2.2	12.4	---	---	13
M	5900.6	S	431124	7111056	3.2	0.2	4.7	0.1	3.2	4.2	---	---	13
N	5885.0	M	431181	7111622	1.6	1.2	1.6	1.5	1.4	8.8	---	---	13
O	5855.0	S?	431215	7112861	2.3	2.8	5.9	4.4	3.0	29.1	---	---	0
P	5838.0	M	431168	7113561	4.0	2.8	11.7	7.4	12.6	18.2	---	---	13
Q	5832.0	M	431162	7113796	27.7	1.6	50.3	3.7	37.9	17.4	---	---	41
R	5828.0	M	431164	7113957	0.0	0.4	19.1	2.1	18.6	8.2	---	---	0
S	5810.8	B?	431180	7114710	9.7	3.0	16.1	1.9	22.9	11.5	38.0	30	0
T	5802.5	M	431197	7115074	0.0	1.2	6.2	2.9	4.5	16.2	---	---	0
U	5784.5	D	431231	7115858	1.5	2.2	2.7	2.5	7.1	12.2	---	---	0
V	5775.7	B	431230	7116258	15.6	5.2	22.7	24.3	62.1	106.2	---	---	0
W	5772.1	B	431226	7116423	15.6	19.4	22.1	24.3	62.1	106.2	5.6	26	0
X	5746.5	D	431214	7117672	9.4	9.5	14.4	11.1	36.4	53.5	6.4	25	0
Y	5742.6	D	431216	7117860	2.8	7.6	5.7	8.4	15.1	51.8	1.7	17	0
Z	5708.7	D	431236	7119357	6.1	2.4	3.9	1.6	1.1	11.0	22.2	34	0
AA	5656.5	B?	431276	7121076	4.3	2.0	3.6	1.8	3.2	12.2	---	---	0
AB	5540.0	S?	431317	7125888	1.3	2.3	0.3	3.4	1.1	22.7	---	---	0
AC	5520.0	S	431328	7126708	0.5	6.8	1.1	9.7	4.3	68.8	---	---	0
AD	5432.4	B?	431330	7129944	1.4	4.0	1.8	4.6	12.5	29.3	---	---	13
AE	5429.1	B?	431339	7130093	0.5	5.9	1.3	5.5	8.2	38.3	0.4	0	0
AF	5372.7	S?	431376	7132038	4.0	1.2	2.0	0.8	5.0	2.4	---	---	0
AG	5282.7	B?	431403	7134938	4.8	1.1	1.8	2.0	0.6	15.9	---	---	0
AH	5226.9	B?	431506	7136733	0.0	2.8	5.5	1.8	9.9	19.1	---	---	0
AI	5223.2	B?	431500	7136887	4.6	2.2	4.9	2.5	6.7	17.2	---	---	13
AJ	5180.1	S?	431498	7138237	4.4	1.2	1.2	0.8	0.0	7.6	33.4	34	0
AK	5154.4	B	431494	7139135	4.4	6.2	3.6	9.0	25.0	24.9	3.1	32	0
AL	5150.1	D	431497	7139349	5.0	5.2	2.5	5.7	16.1	13.5	5.1	41	13
AM	5111.2	B	431488	7140969	3.2	12.1	4.1	15.5	40.9	70.1	1.3	11	0
AN	5109.4	D	431488	7141037	2.9	12.0	2.5	12.0	27.0	67.5	1.2	7	0
AO	5085.0	B?	431475	7141641	1.4	2.5	1.3	3.5	4.3	25.9	---	---	0
AP	5079.5	B?	431471	7141767	6.8	3.4	1.8	2.1	0.6	14.9	16.5	39	0
AQ	5063.7	B	431502	7142424	6.1	3.6	4.4	10.2	32.9	33.6	12.2	38	10

CX = COAXIAL
CP = COPLANAR

Note: EM values shown above are local amplitudes

*Estimated Depth may be unreliable because the stronger part of the conductor may be deeper or to one side of the flight line, or because of a shallow dip or magnetite/overburden effects

EM Anomaly List

Label	Fid	Interp	XUTM m	YUTM m	CX 1104 HZ Real ppm	CX 1104 HZ Quad ppm	CP 877 HZ Real ppm	CP 877 HZ Quad ppm	CP 7180 HZ Real ppm	CP 7180 HZ Quad ppm	Vertical Dike COND siemens	Vertical Dike DEPTH* m	Mag. Corr NT
LINE 10180													
AR	5058.0	D	431517	7142621	3.2	10.2	3.0	12.7	36.2	34.8	1.6	10	11
AS	5051.1	D	431520	7142826	2.9	10.2	1.5	4.9	13.3	19.3	1.4	13	0
AT	5046.1	B?	431516	7142972	1.8	2.0	1.3	1.5	0.8	9.6	---	---	0
AU	5033.5	B?	431524	7143420	2.0	5.4	1.6	8.4	22.8	42.2	---	---	0
AV	5028.8	B	431539	7143618	3.8	9.7	4.4	8.3	20.3	65.1	2.0	17	13
AW	5022.0	D	431565	7143932	5.0	3.9	5.7	5.0	18.6	31.0	7.4	40	13
AX	5018.4	B	431578	7144118	2.6	5.5	3.4	5.4	13.8	42.0	2.0	32	21
AY	4989.1	B?	431556	7145410	2.2	1.6	6.0	1.5	6.6	10.7	---	---	0
AZ	4977.0	S?	431541	7145916	0.8	2.5	3.1	2.0	3.6	15.1	---	---	13
BA	4967.5	B?	431577	7146309	1.8	1.2	0.4	0.0	0.8	1.8	---	---	13
BB	4943.2	S?	431587	7147109	0.4	1.0	1.0	0.4	2.7	3.3	---	---	13
BC	4925.1	D	431538	7147834	1.8	2.3	1.4	1.5	2.2	10.4	2.5	57	13
LINE 10190													
A	6662.1	D	431653	7119052	0.9	2.2	0.5	2.6	3.9	16.0	1.4	43	5
B	6710.0	S?	431756	7121025	5.4	2.4	3.3	3.7	7.1	18.5	17.6	51	28
C	6859.6	S	431824	7126518	3.1	0.1	1.2	0.6	1.1	0.4	---	---	0
D	6894.0	S	431771	7128081	0.1	4.9	0.6	6.7	5.0	46.7	---	---	12
E	6910.0	S	431817	7128746	2.0	4.0	0.7	4.5	4.3	33.0	---	---	0
F	6926.0	D	431818	7129484	4.5	1.2	0.6	0.8	1.9	4.5	---	---	0
G	6935.7	B?	431790	7129863	0.7	3.4	0.7	3.4	5.4	18.7	---	---	5
H	6947.0	B?	431784	7130272	5.0	3.0	0.7	3.0	5.1	23.0	---	---	0
I	6968.0	S?	431848	7131243	0.0	4.9	0.9	6.5	2.6	45.3	---	---	0
J	6972.6	E	431855	7131427	0.6	3.3	1.4	6.3	0.9	44.5	---	---	5
K	6985.6	D	431884	7131877	3.1	1.4	1.0	0.9	2.1	7.5	14.8	40	0
L	7007.1	B?	431847	7132738	2.3	2.4	3.8	1.9	4.2	16.1	3.7	72	5
M	7101.0	S?	431869	7135148	0.2	3.5	1.3	5.0	1.3	36.4	---	---	5
N	7115.2	S	431844	7135730	2.2	1.3	0.2	2.6	4.9	18.0	---	---	3
O	7137.3	B	431877	7136635	4.7	1.9	1.0	0.9	3.8	8.3	---	---	0
P	7164.3	D	431830	7137379	2.7	5.0	0.8	2.3	3.4	16.6	1.8	49	5
Q	7184.0	B?	431930	7137965	6.0	3.4	9.3	3.9	9.6	25.1	---	---	0
R	7206.0	B?	431866	7138681	0.2	1.3	0.0	1.8	6.5	2.1	---	---	0
S	7221.0	B?	431876	7139123	4.6	2.7	1.5	3.2	10.3	8.3	1.0	0	0
T	7269.0	B	431979	7140975	3.7	5.7	1.9	7.2	17.8	37.3	---	---	19
U	7273.4	B	431978	7141171	0.5	19.8	3.9	31.2	84.5	157.5	---	---	54
V	7302.1	D	431923	7142444	5.7	8.4	2.4	7.7	11.4	45.4	3.2	39	0
W	7312.0	D	431930	7142833	1.1	2.7	0.6	2.4	7.1	10.3	1.4	48	0
X	7315.6	D	431938	7142997	3.8	4.5	1.9	5.9	22.6	26.2	---	---	0
Y	7319.5	D	431952	7143185	2.0	6.5	1.7	10.6	37.6	57.6	1.3	21	37
Z	7328.4	D	431968	7143624	7.7	8.2	5.8	16.8	42.9	72.9	5.6	37	0
AA	7332.6	B?	431962	7143826	3.0	2.0	5.7	13.4	36.1	56.9	---	---	0
AB	7336.2	D	431952	7143994	1.1	6.2	7.7	2.8	7.6	23.9	---	---	5
AC	7345.4	B?	431970	7144379	3.0	2.4	5.5	3.7	5.2	22.2	---	---	0
AD	7426.5	D	431976	7147511	5.4	2.8	1.1	1.7	1.5	13.5	---	---	0
AE	7443.5	B?	431968	7148220	2.4	1.8	6.4	1.7	5.7	9.2	---	---	5
AF	7444.7	B?	431966	7148275	0.6	1.7	4.5	2.4	3.8	15.0	---	---	0

CX = COAXIAL
CP = COPLANAR

Note:EM values shown above are local amplitudes

*Estimated Depth may be unreliable because the stronger part of the conductor may be deeper or to one side of the flight line, or because of a shallow dip or magnetite/overburden effects

EM Anomaly List

Label	Fid	Interp	XUTM m	YUTM m	CX 1104 HZ Real ppm	CX 1104 HZ Quad ppm	CP 877 HZ Real ppm	CP 877 HZ Quad ppm	CP 7180 HZ Real ppm	CP 7180 HZ Quad ppm	Vertical Dike COND siemens	Vertical Dike DEPTH* m	Mag. Corr NT
LINE 10190													
AG	7447.5	B?	431963	7148405	0.9	3.3	2.2	3.0	1.1	19.5	---	---	122
AH	7450.0	B?	431961	7148522	3.3	1.6	8.9	3.8	8.2	15.1	---	---	116
LINE 10191													
A	1298.8	M	431524	7105256	4.4	1.6	5.7	0.1	6.8	2.1	---	---	40
B	1306.0	B?	431495	7105500	2.9	2.1	6.3	2.0	4.7	12.9	---	---	26
C	1335.0	M	431492	7106779	2.0	2.0	5.5	3.4	5.7	12.6	---	---	26
D	1343.5	M	431487	7107168	0.3	0.6	2.0	1.2	1.8	2.6	---	---	222
E	1359.0	B?	431537	7107817	0.0	6.3	12.7	6.9	4.5	40.2	---	---	58
F	1399.0	B?	431536	7108918	3.1	0.8	5.2	0.1	5.9	1.1	---	---	0
G	1408.0	B?	431522	7109270	0.5	0.9	2.9	1.8	2.0	5.5	---	---	61
H	1423.9	B?	431531	7110039	5.0	1.0	7.4	0.1	7.4	2.0	---	---	26
I	1437.5	S?	431510	7110697	0.6	3.1	1.2	3.9	0.2	28.0	---	---	0
J	1446.5	M	431501	7111131	0.7	2.1	3.0	1.8	2.4	7.4	---	---	78
K	1461.0	S	431512	7111765	1.5	2.2	1.9	3.5	2.0	27.4	---	---	26
L	1480.0	S	431544	7112559	0.9	2.0	5.9	2.7	3.3	22.1	---	---	0
M	1510.0	S	431567	7113861	4.3	1.9	0.3	2.0	0.3	14.0	---	---	0
N	1528.5	B?	431568	7114661	3.2	2.8	6.6	5.4	23.0	13.8	---	---	0
O	1542.5	M	431574	7115248	0.9	0.3	2.8	2.5	2.2	14.5	---	---	0
P	1560.9	B?	431616	7115997	3.8	4.5	3.0	5.7	6.1	28.6	3.7	50	26
Q	1566.5	B	431633	7116248	6.2	10.2	9.4	6.3	32.1	39.4	2.7	27	0
R	1571.7	D	431644	7116491	6.0	7.1	7.5	7.8	19.2	39.9	---	---	26
S	1574.8	D	431647	7116631	0.7	7.1	2.7	7.2	17.2	38.9	0.4	0	26
T	1597.6	D	431623	7117542	3.7	6.5	3.8	4.5	12.5	26.9	2.1	53	0
U	1610.0	S	431637	7117992	0.8	3.8	0.5	6.1	6.3	40.5	---	---	12
V	1642.4	D?	431655	7119061	0.4	6.6	1.2	6.9	1.3	48.9	0.4	9	26
LINE 10201													
A	2155.0	M	431800	7105794	2.7	0.1	4.2	0.7	4.3	0.5	---	---	66
B	2171.5	M	431897	7106535	3.1	0.2	5.2	1.1	5.1	0.3	---	---	0
C	2180.0	M	431940	7106910	0.7	1.5	0.9	2.8	0.2	11.1	---	---	83
D	2192.0	M	431940	7107456	1.5	0.6	3.7	1.7	3.4	0.7	---	---	304
E	2201.2	B?	431930	7107858	7.0	2.1	9.4	1.3	11.1	11.9	---	---	0
F	2209.2	D	431927	7108146	0.8	2.7	1.3	3.7	4.4	14.6	---	---	17
G	2211.0	B?	431930	7108198	0.8	2.5	1.3	3.5	2.6	16.5	---	---	0
H	2242.3	B?	431918	7109150	0.4	3.4	1.8	5.5	1.1	27.1	---	---	0
I	2250.0	M	431938	7109517	9.3	2.3	7.2	4.0	13.0	17.7	---	---	223
J	2262.5	M	431946	7110157	0.1	1.4	11.7	1.4	7.3	5.3	---	---	0
K	2284.0	M	431953	7111124	0.6	0.9	1.4	2.0	1.4	3.4	---	---	0
L	2314.7	B?	431976	7112279	1.1	3.5	7.6	3.1	2.2	23.7	---	---	0
M	2319.8	B?	431979	7112489	2.4	1.2	9.3	1.4	8.7	4.3	---	---	17
N	2345.0	M	431979	7113530	0.6	0.2	0.3	0.4	0.9	0.7	---	---	0
O	2347.9	B?	431980	7113652	4.4	2.5	8.0	1.5	8.3	13.3	11.9	52	17
P	2378.6	S	432001	7114890	5.2	3.8	9.2	5.2	25.2	24.8	---	---	17
Q	2384.0	D	432000	7115081	4.1	4.8	9.5	6.4	25.7	38.5	---	---	0
R	2395.7	S?	431999	7115474	7.8	3.9	17.1	3.5	9.4	32.0	---	---	17

CX = COAXIAL
CP = COPLANAR

Note: EM values shown above are local amplitudes

*Estimated Depth may be unreliable because the stronger part of the conductor may be deeper or to one side of the flight line, or because of a shallow dip or magnetite/overburden effects

EM Anomaly List

Label	Fid	Interp	XUTM m	YUTM m	CX 1104 HZ Real ppm	CX 1104 HZ Quad ppm	CP 877 HZ Real ppm	CP 877 HZ Quad ppm	CP 7180 HZ Real ppm	CP 7180 HZ Quad ppm	Vertical Dike COND siemens	Vertical Dike DEPTH* m	Mag. Corr NT
LINE 10201													
S	2399.4	B	432003	7115609	0.5	2.7	0.2	3.2	1.9	18.9	---	---	0
T	2404.2	B	432005	7115791	2.1	3.4	8.0	6.5	10.3	22.2	1.9	73	0
U	2409.0	B	432010	7115996	17.0	20.2	24.1	18.5	62.9	87.6	6.2	25	0
V	2412.5	B	432014	7116153	17.0	20.2	24.1	18.5	62.9	87.6	6.2	16	0
W	2416.3	D	432020	7116328	0.5	10.9	1.7	10.4	27.1	58.3	0.4	0	17
X	2432.5	M	432030	7116954	0.0	0.8	0.8	2.4	8.5	10.6	---	---	0
Y	2441.5	D	432043	7117324	9.7	10.3	19.1	5.8	31.9	43.4	6.0	29	0
Z	2443.3	D	432046	7117398	10.4	9.9	21.6	9.8	37.3	71.2	---	---	17
AA	2453.0	B	432057	7117780	1.3	2.2	0.3	2.0	0.7	17.5	1.6	87	12
AB	2475.0	S?	432061	7118594	0.6	2.3	0.6	3.9	2.9	26.0	---	---	12
AC	2544.0	M	432147	7120807	0.8	1.1	2.4	1.8	2.0	7.3	---	---	37
AD	2570.0	S	432117	7121857	0.6	2.0	0.8	1.0	4.1	8.5	---	---	0
AE	2622.0	S	432071	7123549	1.9	2.1	1.6	2.7	1.2	20.1	---	---	17
AF	2670.0	S	432125	7125147	0.1	2.0	0.1	3.7	0.0	27.5	---	---	17
AG	2700.0	S	432114	7126177	0.8	2.5	0.2	2.5	1.8	15.4	---	---	10
AH	2724.5	M	432161	7126771	4.1	0.3	0.1	0.9	0.5	4.4	---	---	0
AI	2740.9	S?	432239	7127388	2.6	6.7	0.8	10.9	6.4	79.6	---	---	17
AJ	2789.2	B?	432171	7129358	2.3	2.1	0.8	1.9	10.2	12.2	---	---	0
AK	2803.8	S?	432186	7129872	1.4	3.8	2.6	3.2	9.5	18.8	---	---	0
AL	2835.0	D	432218	7131104	2.9	3.7	1.3	3.8	2.7	26.0	---	---	17
AM	2840.1	D	432222	7131273	1.7	3.2	1.9	3.7	4.7	26.4	---	---	0
AN	2862.7	S?	432238	7131979	2.7	1.6	2.7	1.0	5.1	8.9	---	---	0
AO	2988.0	S?	432227	7135785	4.1	1.0	0.9	1.7	4.9	14.3	---	---	17
AP	3009.2	B?	432266	7136711	3.8	3.4	0.8	1.6	4.9	17.5	5.5	53	17
AQ	3025.4	B?	432260	7137225	2.1	3.3	1.1	4.0	11.8	7.6	---	---	17
AR	3106.0	S	432293	7139852	0.5	2.8	0.5	2.7	0.1	22.1	---	---	17
AS	3140.2	B?	432325	7140824	2.0	28.4	8.8	41.7	85.2	211.7	0.5	0	27
AT	3147.6	B?	432334	7141103	2.0	9.9	4.8	21.7	49.8	49.0	0.9	14	0
AU	3162.5	B?	432331	7141681	3.6	3.6	1.3	2.2	7.6	15.8	---	---	17
AV	3184.4	D	432343	7142534	1.3	4.8	1.6	5.2	13.0	28.8	1.0	20	0
AW	3193.5	B	432347	7142832	4.5	5.3	1.8	8.4	20.0	57.2	---	---	15
AX	3200.1	B?	432355	7143116	0.1	0.0	2.3	6.1	21.1	20.7	---	---	0
AY	3206.3	D	432357	7143404	3.7	4.0	1.2	4.5	5.0	34.8	4.2	54	0
AZ	3212.0	B	432349	7143655	4.0	16.7	5.8	22.4	58.0	112.1	1.3	7	0
BA	3215.2	D	432345	7143793	2.9	4.4	5.6	21.6	53.5	110.1	2.3	62	0
BB	3223.6	D	432353	7144156	0.1	7.1	2.9	5.8	9.2	36.6	0.4	0	17
BC	3270.0	S	432389	7146027	1.7	2.9	2.1	3.0	1.5	22.1	---	---	0
BD	3298.0	B?	432364	7147155	0.6	3.6	0.6	4.4	8.6	26.2	---	---	0
BE	3303.0	B?	432370	7147332	1.9	5.6	1.5	7.1	2.5	52.3	1.4	31	17
BF	3310.0	B?	432379	7147597	0.6	2.1	1.7	2.7	5.6	17.7	---	---	17
LINE 10210													
A	1835.0	S	432360	7108562	2.7	2.0	2.7	2.8	10.4	13.1	---	---	0
B	1822.1	B?	432343	7109083	0.3	2.3	0.2	2.2	0.1	11.7	---	---	0
C	1783.9	S?	432359	7110871	2.3	5.5	3.5	6.6	16.0	44.8	1.7	27	14
D	1739.8	S?	432417	7112962	1.6	5.1	3.1	6.3	9.9	47.2	---	---	0

CX = COAXIAL
CP = COPLANAR

Note: EM values shown above are local amplitudes

*Estimated Depth may be unreliable because the stronger part of the conductor may be deeper or to one side of the flight line, or because of a shallow dip or magnetite/overburden effects

EM Anomaly List

Label	Fid	Interp	XUTM m	YUTM m	CX 1104 HZ Real ppm	CX 1104 HZ Quad ppm	CP 877 HZ Real ppm	CP 877 HZ Quad ppm	CP 7180 HZ Real ppm	CP 7180 HZ Quad ppm	Vertical Dike COND siemens	Vertical Dike DEPTH* m	Mag. Corr NT
LINE 10210													
E	1726.0	M	432393	7113521	3.0	0.3	9.8	0.5	0.0	2.8	---	---	0
F	1713.7	B?	432396	7113961	1.3	6.3	2.4	6.6	8.1	41.7	---	---	0
G	1703.5	D	432399	7114279	7.2	2.1	4.2	1.8	0.2	10.4	---	---	14
H	1700.1	D	432395	7114398	8.7	1.8	11.3	0.1	13.4	2.4	68.2	27	0
I	1695.0	M	432392	7114635	0.0	1.1	0.4	5.9	2.0	50.0	---	---	0
J	1690.0	S	432391	7114908	6.2	4.9	10.1	6.2	15.7	49.0	---	---	14
K	1674.0	B	432409	7115706	6.5	14.5	12.9	20.4	57.6	75.2	2.6	8	0
L	1671.0	B	432408	7115845	8.1	11.7	13.2	17.9	52.0	63.7	3.6	25	0
M	1667.4	B	432404	7116012	6.7	8.4	5.6	5.5	16.3	30.8	4.2	28	0
N	1660.5	B	432398	7116344	1.3	9.4	4.5	7.8	22.4	46.6	---	---	14
O	1650.0	B?	432411	7116790	2.8	5.4	4.1	3.8	4.2	33.1	---	---	14
P	1642.5	B	432418	7117127	2.6	7.3	5.0	6.7	26.4	38.9	1.6	15	14
Q	1615.0	S	432490	7118334	0.8	3.3	1.0	3.3	3.7	22.7	---	---	0
R	1598.0	S	432440	7119094	1.3	2.6	1.3	2.7	2.8	19.5	---	---	14
S	1507.0	D	432474	7122353	0.9	3.0	0.8	4.4	8.3	24.4	---	---	0
T	1503.5	D	432496	7122526	5.3	2.3	1.7	2.7	7.1	18.6	---	---	14
U	1470.0	S	432550	7124222	0.9	0.8	0.1	1.5	0.7	7.8	---	---	0
V	1369.7	S	432513	7128158	3.0	2.0	1.3	3.3	3.8	21.6	---	---	14
W	1296.4	S?	432623	7131214	0.7	7.1	2.1	11.0	25.9	75.0	0.4	1	14
X	1272.9	D	432601	7131891	0.6	1.0	0.2	1.0	2.7	4.9	---	---	0
Y	1229.7	S	432620	7133374	2.3	0.6	0.8	0.8	0.1	5.9	---	---	0
Z	1115.7	D	432624	7136548	0.5	2.3	0.1	2.9	10.8	11.2	---	---	0
AA	1107.5	B?	432626	7136813	1.1	5.5	2.1	6.5	17.2	30.7	---	---	0
AB	1101.9	B?	432638	7137042	0.3	5.4	2.3	6.9	11.3	44.8	---	---	0
AC	1016.2	B	432664	7140678	0.9	15.9	1.7	21.7	52.4	115.6	0.4	0	0
AD	1011.7	B	432665	7140860	1.1	4.0	1.4	4.8	15.2	36.9	1.0	27	33
AE	1002.0	B?	432669	7141169	0.2	2.7	0.5	2.6	2.5	20.4	---	---	0
AF	955.5	D	432721	7142424	1.6	5.4	2.3	6.2	19.0	36.0	1.1	17	23
AG	944.8	B	432752	7142821	5.4	15.9	4.4	17.6	43.7	79.7	2.0	8	14
AH	940.3	D	432750	7142992	1.8	6.1	2.9	8.8	22.5	20.3	1.2	21	0
AI	935.6	B?	432733	7143193	0.5	3.1	0.8	2.3	6.5	8.5	---	---	0
AJ	929.7	B	432708	7143442	1.4	11.0	4.0	12.3	34.7	64.7	0.6	1	1
AK	927.5	B	432699	7143530	0.3	7.1	2.5	7.4	18.5	38.5	0.4	0	14
AL	919.5	B	432684	7143820	0.2	6.5	0.6	12.9	25.1	74.9	---	---	0
AM	916.2	D	432682	7143941	3.2	11.8	1.6	8.5	15.7	54.6	1.4	11	0
AN	912.5	D	432680	7144086	1.0	3.3	1.4	2.8	4.3	11.3	1.0	31	0
AO	897.8	D	432697	7144735	0.4	5.6	0.5	5.1	6.3	32.4	0.4	0	0
AP	876.0	B?	432763	7145554	1.1	1.6	0.7	1.9	3.4	11.5	---	---	0
AQ	848.1	B?	432762	7146841	1.2	2.6	1.0	3.4	7.4	19.0	---	---	14
AR	785.0	S	432802	7149131	1.6	3.0	1.5	3.2	6.6	24.5	---	---	3
LINE 10211													
A	2015.0	S?	432355	7107066	0.7	0.8	1.2	1.1	0.9	5.1	---	---	0
B	1990.5	B	432329	7108202	2.3	4.7	2.3	4.4	13.9	23.9	1.9	31	0

CX = COAXIAL
CP = COPLANAR

Note: EM values shown above are local amplitudes

*Estimated Depth may be unreliable because the stronger part of the conductor may be deeper or to one side of the flight line, or because of a shallow dip or magnetite/overburden effects

EM Anomaly List

Label	Fid	Interp	XUTM m	YUTM m	CX 1104 HZ Real ppm	CX 1104 HZ Quad ppm	CP 877 HZ Real ppm	CP 877 HZ Quad ppm	CP 7180 HZ Real ppm	CP 7180 HZ Quad ppm	Vertical Dike COND siemens	Vertical Dike DEPTH* m	Mag. Corr NT
LINE 10220													
A	2166.7	S	432701	7106221	6.6	0.9	12.6	0.3	9.9	8.1	---	---	22
B	2185.0	M	432728	7107170	0.0	0.9	0.0	3.4	0.6	12.1	---	---	104
C	2197.5	S?	432711	7107813	7.5	2.1	18.5	2.3	20.6	14.9	---	---	0
D	2216.5	D	432721	7108450	8.1	2.5	7.9	1.2	8.1	9.6	34.1	35	0
E	2220.5	M	432717	7108622	0.5	1.5	0.6	3.0	0.6	7.5	---	---	369
F	2226.4	B?	432711	7108910	6.8	2.8	15.4	1.7	17.4	12.9	---	---	0
G	2237.5	B?	432726	7109487	2.3	0.5	1.0	1.4	0.6	6.7	---	---	0
H	2242.0	M	432739	7109730	0.3	0.0	0.3	0.5	0.0	3.9	---	---	238
I	2260.0	S	432766	7110573	1.4	1.1	1.8	1.0	0.9	5.5	---	---	24
J	2303.0	S	432838	7111732	0.5	2.4	1.0	2.2	3.9	16.8	---	---	0
K	2334.0	S	432815	7113051	2.1	6.7	3.6	8.0	14.4	55.5	1.3	25	11
L	2347.8	D	432772	7113686	4.0	3.0	5.7	1.5	4.9	8.3	7.3	51	22
M	2352.8	B?	432777	7113921	4.6	3.5	1.9	6.2	4.3	43.6	---	---	0
N	2367.5	M	432822	7114664	1.2	1.0	0.4	2.8	0.2	12.1	---	---	0
O	2369.6	B?	432824	7114769	3.7	1.2	8.3	2.8	10.5	12.1	---	---	22
P	2378.1	B?	432832	7115209	3.9	7.3	7.2	10.7	29.2	51.2	1.9	45	0
Q	2387.4	B	432843	7115668	1.2	3.3	1.5	2.4	6.4	10.5	1.3	34	1
R	2390.5	B	432842	7115818	6.0	7.3	7.7	12.0	24.7	23.8	---	---	0
S	2395.5	D	432840	7116053	5.1	4.0	9.6	12.0	20.4	6.8	---	---	22
T	2399.6	B	432839	7116241	2.6	4.1	6.2	2.6	7.7	7.4	2.1	57	0
U	2405.1	D	432842	7116480	0.2	3.8	8.2	2.7	14.9	15.1	---	---	0
V	2410.1	B	432849	7116693	2.2	0.2	1.9	6.3	0.4	0.2	---	---	192
W	2415.7	D	432849	7116939	1.7	7.2	7.5	7.4	10.8	30.3	1.0	8	0
X	2419.0	B	432847	7117091	2.3	7.1	7.1	5.1	12.7	24.4	1.4	13	0
Y	2429.3	B?	432853	7117537	0.1	2.7	1.2	3.3	8.5	21.6	---	---	0
Z	2520.9	B	432904	7121278	4.3	5.7	4.5	5.6	16.5	28.0	---	---	0
AA	2548.0	M	432927	7122439	7.9	1.6	17.8	2.8	16.6	6.6	---	---	97
AB	2580.0	S	432939	7123584	0.6	0.7	0.6	0.6	0.6	3.5	---	---	0
AC	2612.5	M	432881	7124483	0.7	0.9	0.9	1.4	0.8	7.0	---	---	0
AD	2632.2	S	432863	7125346	0.1	4.2	0.8	5.4	10.3	34.5	---	---	0
LINE 10225													
A	1414.0	S	432905	7126201	0.2	2.8	0.3	4.1	5.6	26.3	---	---	0
B	1459.4	B?	432977	7127823	0.4	4.0	0.8	4.1	0.4	33.3	---	---	9
C	1521.0	B?	432981	7130041	3.7	1.7	1.1	1.8	0.1	16.4	---	---	0
D	1662.0	B?	433037	7134679	1.2	5.3	0.6	5.7	2.9	45.2	---	---	0
E	1717.0	B?	433032	7136160	1.0	1.7	2.2	1.4	2.3	10.7	---	---	0
F	1727.0	S?	432994	7136565	0.9	3.4	1.1	4.4	1.3	30.7	---	---	0
G	1804.0	S	433104	7139694	2.6	1.2	0.9	2.6	0.4	15.8	---	---	0
H	1817.9	B	433152	7140285	3.6	8.2	4.8	5.3	17.7	12.9	2.1	16	0
I	1821.7	B	433162	7140444	6.8	12.6	4.8	13.8	40.9	42.2	---	---	0
J	1823.3	B	433166	7140509	6.0	12.6	4.8	13.8	40.9	42.2	2.7	7	9
K	1862.6	B?	433055	7141933	1.2	6.5	1.3	7.3	23.4	23.5	0.7	0	0
L	1878.9	S?	433135	7142469	1.4	3.1	0.9	6.4	14.2	24.5	---	---	11
M	1906.4	B?	433184	7143191	2.4	6.1	2.8	6.4	19.2	17.3	1.7	2	9

CX = COAXIAL
CP = COPLANAR

Note: EM values shown above are local amplitudes

*Estimated Depth may be unreliable because the stronger part of the conductor may be deeper or to one side of the flight line, or because of a shallow dip or magnetite/overburden effects

EM Anomaly List

Label	Fid	Interp	XUTM m	YUTM m	CX 1104 HZ Real ppm	CX 1104 HZ Quad ppm	CP 877 HZ Real ppm	CP 877 HZ Quad ppm	CP 7180 HZ Real ppm	CP 7180 HZ Quad ppm	Vertical Dike COND siemens	Vertical Dike DEPTH* m	Mag. Corr NT
LINE 10225													
N	1912.0	B?	433186	7143446	3.7	13.7	6.1	16.2	45.3	57.4	1.4	0	320
O	1914.3	B?	433183	7143547	4.4	14.9	5.7	19.3	51.5	89.4	1.6	0	0
P	1929.5	B	433165	7144252	8.5	7.3	9.5	7.5	24.3	12.0	7.8	23	0
Q	1932.7	D	433167	7144416	7.3	10.2	10.9	17.6	43.2	39.4	3.6	32	0
R	1943.2	D	433173	7144932	4.2	6.5	3.6	8.6	19.0	38.4	2.6	51	9
S	1959.0	B?	433155	7145604	2.3	1.4	2.9	0.6	1.5	6.9	---	---	0
T	1988.2	D	433176	7146665	0.9	2.5	0.1	1.2	0.5	6.9	---	---	0
U	2043.7	B	433200	7149187	5.2	6.9	1.5	3.6	7.2	26.1	3.5	39	0
V	2049.3	D	433203	7149383	0.4	2.1	0.3	4.8	10.9	22.3	---	---	0
LINE 10230													
A	3115.4	B?	433177	7113116	9.6	2.7	21.3	2.3	13.7	5.7	43.7	38	86
B	3111.2	D	433158	7113286	5.6	4.6	15.8	4.4	11.8	20.5	7.5	47	110
C	3106.1	D	433144	7113482	4.6	3.4	8.5	0.3	21.6	5.4	7.9	52	14
D	3101.8	D	433141	7113643	8.3	4.6	3.2	5.1	11.3	26.2	14.8	40	42
E	3087.5	M	433206	7114183	5.8	2.5	11.0	0.9	25.3	2.8	---	---	14
F	3082.6	D	433232	7114386	6.5	8.3	12.6	6.4	22.8	43.0	4.1	42	0
G	3070.0	D	433257	7114842	7.3	2.3	23.4	1.1	22.8	9.9	32.1	39	14
H	3062.8	B	433249	7115084	6.2	9.0	7.2	8.7	32.7	34.3	---	---	0
I	3059.7	D	433241	7115200	4.6	9.0	1.5	5.5	21.5	26.6	1.8	42	19
J	3054.5	B	433227	7115404	1.3	7.6	1.5	7.9	6.2	58.3	---	---	0
K	3052.0	B	433222	7115508	1.8	7.6	1.4	7.9	6.2	58.3	---	---	0
L	3034.2	B?	433198	7116280	6.5	12.9	5.3	16.1	23.3	105.5	---	---	14
M	3028.2	D	433207	7116549	3.4	16.3	5.3	24.5	34.3	147.9	1.1	11	0
N	3023.4	B?	433229	7116764	1.9	4.9	0.9	5.1	6.6	29.5	1.6	36	14
O	3008.1	B?	433293	7117459	1.0	1.1	1.7	0.1	1.3	12.6	---	---	14
P	2996.3	B?	433289	7118031	1.3	2.2	1.5	1.8	1.9	10.2	---	---	0
Q	2989.3	D	433247	7118358	0.9	3.4	0.1	3.0	3.7	21.2	---	---	0
R	2971.0	M	433211	7118983	7.7	0.5	3.9	1.9	1.4	3.4	---	---	0
S	2964.0	M	433218	7119200	1.6	2.3	3.7	3.5	6.7	19.0	---	---	14
T	2940.0	B	433169	7120246	3.5	0.5	2.6	2.7	2.6	4.6	---	---	13
U	2930.0	B	433203	7120717	0.2	0.8	1.9	2.1	22.7	10.1	---	---	0
V	2921.7	D	433250	7121052	3.2	5.8	1.8	2.3	6.0	15.1	1.9	44	0
W	2860.0	S?	433297	7123240	0.5	3.1	1.0	3.7	4.6	24.5	---	---	0
X	2818.0	S?	433310	7124846	2.2	2.4	0.7	2.3	4.0	15.8	---	---	14
Y	2805.0	S?	433377	7125445	1.4	2.0	1.4	1.7	6.0	11.5	---	---	0
Z	2704.8	S?	433425	7128669	3.8	3.0	0.9	3.0	4.7	22.3	---	---	0
AA	2648.0	B?	433414	7130867	0.6	8.3	0.9	9.3	9.7	67.8	---	---	12
AB	2646.4	D	433413	7130926	0.6	8.2	0.9	9.0	6.4	66.9	0.4	8	0
AC	2641.0	B?	433410	7131102	2.4	1.8	1.9	1.5	0.1	9.5	---	---	0
AD	2551.9	S?	433497	7134177	0.5	3.5	1.1	4.2	5.8	30.0	0.6	8	14
AE	2524.0	B?	433392	7134903	2.7	2.2	0.8	4.2	7.6	25.6	---	---	14
AF	2520.0	B?	433386	7135037	1.6	2.8	0.6	3.8	6.7	23.8	---	---	0
AG	2508.2	S?	433408	7135582	3.5	2.6	1.4	2.7	11.0	14.5	---	---	14
AH	2413.2	S?	433518	7138412	3.1	0.6	3.0	2.4	1.0	18.4	---	---	14
AI	2388.4	B?	433592	7139169	1.9	6.3	4.3	8.2	1.4	61.2	1.3	29	0

CX = COAXIAL
CP = COPLANAR

Note: EM values shown above are local amplitudes

*Estimated Depth may be unreliable because the stronger part of the conductor may be deeper or to one side of the flight line, or because of a shallow dip or magnetite/overburden effects

EM Anomaly List

Label	Fid	Interp	XUTM m	YUTM m	CX 1104 HZ Real ppm	CX 1104 HZ Quad ppm	CP 877 HZ Real ppm	CP 877 HZ Quad ppm	CP 7180 HZ Real ppm	CP 7180 HZ Quad ppm	Vertical Dike COND siemens	Vertical Dike DEPTH* m	Mag. Corr NT
LINE 10230													
AJ	2376.1	B?	433564	7139602	1.5	2.2	2.4	1.7	1.5	14.7	---	---	0
AK	2365.2	B?	433574	7139958	1.5	1.0	0.6	0.4	2.2	6.3	---	---	0
AL	2344.3	B	433509	7140595	4.2	7.4	4.3	5.5	12.2	33.4	2.1	50	0
AM	2331.4	D	433504	7141092	3.3	19.1	3.9	19.7	53.2	115.4	1.0	0	0
AN	2326.7	B	433508	7141307	0.5	3.9	1.6	2.3	3.4	18.9	0.5	9	0
AO	2317.9	B?	433521	7141682	5.2	3.9	2.9	6.0	8.3	41.8	---	---	12
AP	2299.0	H	433541	7142594	4.3	9.4	3.9	13.4	28.2	64.9	2.3	25	0
AQ	2278.3	B	433552	7143599	13.6	30.5	16.0	43.6	142.5	119.8	3.3	2	84
AR	2258.1	B	433557	7144349	8.2	9.2	11.8	14.3	41.4	20.0	5.2	31	0
AS	2251.4	D	433561	7144627	6.3	20.1	5.0	21.6	58.1	108.5	1.9	2	0
AT	2246.2	D	433572	7144864	4.9	11.9	5.8	12.1	36.6	37.6	---	---	0
AU	2223.2	D?	433546	7145770	1.2	1.1	0.5	0.4	0.4	2.1	---	---	0
AV	2205.5	B?	433558	7146390	1.3	1.5	2.7	4.0	0.3	27.1	---	---	3
AW	2201.2	B?	433575	7146527	0.6	3.2	0.7	4.1	2.8	27.4	---	---	7
AX	2190.9	D	433619	7146883	2.2	2.4	1.1	0.4	0.2	4.1	3.5	64	14
AY	2163.2	B?	433670	7147863	5.8	0.7	7.0	1.0	3.8	2.8	---	---	0
AZ	2133.1	D	433577	7149044	4.1	12.5	1.9	9.4	16.9	60.2	1.7	17	0
BA	2128.2	D	433562	7149230	1.4	4.2	8.6	20.5	39.0	88.3	1.2	40	0
BB	2122.5	D	433552	7149430	20.9	39.8	8.7	28.2	55.8	145.6	3.3	26	0
BC	2118.3	B	433533	7149582	1.1	4.9	1.2	6.6	11.1	35.7	0.8	16	59
LINE 10231													
A	2049.5	M	433104	7105183	4.6	6.0	11.1	7.5	9.7	53.6	---	---	0
B	2046.6	B?	433104	7105293	3.1	6.0	8.1	7.5	6.6	53.6	---	---	11
C	2038.3	S	433111	7105620	13.6	2.9	25.5	3.0	23.4	35.9	---	---	0
D	2028.0	M	433149	7106041	10.9	3.3	20.1	4.0	18.4	14.3	---	---	0
E	2026.0	B?	433158	7106125	4.7	3.0	10.1	2.7	8.4	16.4	---	---	27
F	2012.4	M	433179	7106687	2.6	1.0	8.6	2.0	6.9	2.4	---	---	39
G	1995.0	M	433091	7107415	0.8	2.6	1.7	5.7	1.4	18.3	---	---	141
H	1984.3	S?	433089	7107899	13.0	2.5	30.2	3.3	29.3	15.8	---	---	39
I	1969.0	M	433136	7108482	0.4	3.5	13.7	4.1	12.8	21.8	---	---	0
J	1966.4	B?	433144	7108570	4.6	3.1	9.4	3.3	7.0	21.2	---	---	0
K	1962.0	M	433155	7108738	0.1	0.5	0.1	0.8	2.3	2.2	---	---	0
L	1937.5	S?	433181	7109778	4.1	2.6	5.3	1.9	11.9	11.6	---	---	0
M	1933.2	B?	433168	7109954	0.2	1.7	0.9	1.2	3.2	5.2	---	---	0
N	1923.5	S	433155	7110357	1.3	4.2	2.3	5.4	4.0	39.2	---	---	39
O	1901.3	S?	433164	7111181	1.5	10.6	2.0	15.4	25.2	91.6	0.6	2	39
P	1894.6	B?	433177	7111472	1.3	8.0	2.6	8.9	16.4	56.4	0.7	11	39
Q	1886.8	B?	433178	7111812	2.6	0.8	1.3	2.3	2.6	13.9	---	---	0
R	1882.7	B?	433178	7111981	5.8	2.7	10.9	12.6	14.0	83.8	---	---	22
S	1880.2	D	433179	7112080	5.5	10.0	11.4	12.6	13.8	83.8	2.2	51	0
T	1879.1	D	433181	7112121	2.1	7.2	5.1	7.7	2.7	53.0	1.3	28	14
U	1872.6	S?	433194	7112382	2.1	4.2	3.8	4.1	5.7	27.5	1.4	74	39
V	1864.1	B?	433194	7112737	3.4	1.8	5.9	0.5	3.4	5.5	---	---	0
W	1850.6	D	433196	7113301	10.4	6.7	27.7	9.4	23.0	38.1	---	---	76
X	1846.5	D	433192	7113465	9.6	6.9	11.3	5.4	12.9	41.0	---	---	0

CX = COAXIAL
CP = COPLANAR

Note: EM values shown above are local amplitudes

*Estimated Depth may be unreliable because the stronger part of the conductor may be deeper or to one side of the flight line, or because of a shallow dip or magnetite/overburden effects

EM Anomaly List

Label	Fid	Interp	XUTM m	YUTM m	CX 1104 HZ Real ppm	CX 1104 HZ Quad ppm	CP 877 HZ Real ppm	CP 877 HZ Quad ppm	CP 7180 HZ Real ppm	CP 7180 HZ Quad ppm	Vertical COND siemens	Dike DEPTH* m	Mag. Corr NT
LINE 10231													
Y	1840.3	B?	433200	7113686	6.7	1.5	36.8	5.3	8.2	26.4	55.7	46	5
Z	1836.5	B?	433205	7113820	1.1	4.1	3.3	6.8	12.7	42.0	---	---	39
AA	1833.7	B	433209	7113912	7.5	3.3	14.1	6.3	13.3	42.6	---	---	0
AB	1820.7	B	433217	7114379	56.4	3.0	105.6	1.2	97.2	14.5	740.4	23	0
AC	1811.0	B?	433206	7114730	29.0	5.0	62.0	19.6	49.9	43.8	---	---	0
AD	1807.9	B?	433210	7114840	81.9	4.0	53.8	2.9	44.9	26.0	1.0	0	39
AE	1799.0	D	433215	7115160	4.1	8.0	2.4	8.4	31.1	32.6	1.8	40	0
AF	1797.6	D	433213	7115217	3.6	8.0	0.8	2.0	10.0	10.2	2.1	19	0
LINE 10240													
A	1451.0	M	433576	7105202	15.8	0.1	31.3	4.0	26.0	6.5	---	---	15
B	1478.3	D	433526	7106238	3.4	1.4	6.8	0.8	6.0	1.8	---	---	0
C	1509.0	S	433563	7107473	1.2	1.6	5.2	2.1	3.4	14.9	---	---	0
D	1550.0	B?	433545	7109251	1.8	1.7	5.4	1.3	7.2	8.2	---	---	0
E	1560.3	B?	433546	7109734	2.5	5.7	4.4	7.7	24.3	33.1	1.9	13	0
F	1578.5	S?	433543	7110383	1.0	2.0	0.2	1.9	3.2	13.0	---	---	0
G	1629.1	B?	433622	7111703	1.1	1.7	0.5	1.5	4.0	10.8	---	---	0
H	1634.0	B?	433607	7111873	1.5	0.0	1.9	1.1	1.9	0.2	---	---	13
I	1638.2	B?	433590	7112033	1.6	0.8	3.2	0.3	0.2	1.1	---	---	16
J	1645.1	D	433583	7112318	0.1	3.2	1.7	3.5	5.8	18.8	---	---	10
K	1652.0	S?	433596	7112625	2.7	0.3	1.8	0.2	4.7	10.2	---	---	0
L	1671.2	B?	433626	7113428	9.4	2.1	25.5	3.1	15.3	17.3	---	---	15
M	1674.6	D	433633	7113554	1.1	3.4	4.0	4.5	3.5	23.3	1.1	33	0
N	1677.5	M	433637	7113660	13.2	0.1	4.0	6.0	29.5	3.2	---	---	702
O	1682.4	B	433638	7113850	16.9	2.9	38.3	6.2	42.2	23.7	---	---	15
P	1685.3	B	433637	7113968	16.9	9.5	24.2	9.4	51.6	52.8	18.5	19	0
Q	1689.0	B?	433636	7114120	11.6	3.8	13.6	8.8	37.2	48.7	35.7	26	0
R	1695.0	M	433636	7114379	1.0	1.2	3.4	1.2	3.4	6.3	---	---	0
S	1702.5	D	433641	7114720	4.8	4.8	17.1	1.8	15.0	6.7	---	---	0
T	1710.8	D	433641	7115083	5.7	13.0	7.9	18.0	51.5	55.9	2.5	10	13
U	1712.0	D	433641	7115132	6.3	13.1	7.9	18.0	51.5	55.9	2.8	12	0
V	1721.2	B?	433639	7115486	0.6	3.9	0.0	2.5	0.5	20.4	---	---	0
W	1731.1	B?	433644	7115863	1.1	3.4	0.8	3.1	3.0	19.2	1.1	29	0
X	1741.1	B	433654	7116260	2.3	9.7	1.8	7.6	13.0	41.5	1.1	9	0
Y	1748.4	S?	433662	7116566	1.8	4.6	1.0	5.1	13.6	27.6	---	---	0
Z	1750.9	E	433662	7116668	2.7	6.2	0.8	7.2	13.6	44.8	1.9	28	15
AA	1780.0	S	433673	7117795	1.6	2.5	1.4	2.6	3.6	18.2	---	---	15
AB	1859.8	B	433669	7120067	6.2	3.3	5.0	3.8	10.5	11.5	14.2	39	0
AC	1864.1	B	433678	7120245	0.6	1.9	1.1	3.0	9.9	19.2	1.1	30	0
AD	1904.3	B?	433728	7121317	6.9	0.5	6.7	0.1	2.8	1.3	---	---	0
AE	1912.0	B	433703	7121555	2.0	3.5	2.3	3.9	12.3	21.5	---	---	93
AF	1917.4	D	433678	7121744	2.3	7.8	5.0	8.3	17.0	54.2	1.3	24	0
AG	1974.0	S	433750	7123846	2.6	0.4	1.6	1.8	0.8	12.8	---	---	15
AH	1986.6	B	433749	7124328	1.1	2.4	1.6	5.3	15.3	12.9	---	---	0
AI	2068.0	S	433764	7126843	1.2	2.9	0.5	3.8	2.1	32.5	---	---	0
AJ	2090.0	S?	433803	7127760	0.0	2.7	1.1	3.4	7.9	18.3	---	---	0

CX = COAXIAL
CP = COPLANAR

Note: EM values shown above are local amplitudes

*Estimated Depth may be unreliable because the stronger part of the conductor may be deeper or to one side of the flight line, or because of a shallow dip or magnetite/overburden effects

JOB 659

EM Anomaly List

Label	Fid	Interp	XUTM m	YUTM m	CX 1104 HZ Real ppm	CX 1104 HZ Quad ppm	CP 877 HZ Real ppm	CP 877 HZ Quad ppm	CP 7180 HZ Real ppm	CP 7180 HZ Quad ppm	Vertical Dike COND siemens	Vertical Dike DEPTH* m	Mag. Corr NT
LINE 10240													
AK	2126.5	B?	433824	7129196	1.0	1.0	0.9	1.1	0.9	12.2	---	---	0
AL	2134.6	B?	433787	7129387	0.6	1.8	0.7	2.6	3.5	17.2	---	---	15
AM	2160.3	S?	433764	7130272	3.4	0.7	0.5	0.2	7.7	0.9	---	---	0
AN	2181.9	S?	433822	7130723	1.1	0.7	1.0	0.8	3.9	10.4	---	---	15
AO	2217.5	S?	433852	7131463	0.0	3.9	0.6	4.9	8.6	34.3	---	---	15
AP	2283.0	B?	433835	7133695	1.3	1.2	1.1	0.9	0.9	5.7	---	---	0
AQ	2298.3	S?	433845	7134101	1.0	1.7	1.0	3.0	6.8	11.6	---	---	15
AR	2330.0	S?	433951	7134933	0.0	1.4	0.2	2.7	6.0	18.4	---	---	15
AS	2347.0	B?	433925	7135617	0.0	1.7	0.3	1.9	7.3	3.3	---	---	0
AT	2375.0	S?	433872	7136458	1.1	2.8	1.0	2.7	2.9	19.6	---	---	0
AU	2414.0	B?	433955	7137618	1.4	4.0	1.3	2.9	1.0	18.9	---	---	0
AV	2449.9	E	433961	7139069	1.4	3.9	0.9	4.0	4.9	26.9	1.3	32	0
AW	2455.0	S?	433960	7139260	3.8	3.4	1.8	5.5	6.1	43.5	---	---	0
AX	2487.8	E	433936	7140496	1.2	13.6	7.0	18.6	48.5	55.4	0.4	0	0
AY	2489.9	B	433939	7140583	2.7	18.0	9.1	26.7	71.6	78.9	0.8	0	0
AZ	2492.6	B?	433942	7140695	4.3	17.6	9.1	27.1	73.7	92.0	1.4	6	0
BA	2505.1	B?	433958	7141211	2.5	22.5	5.1	34.4	71.8	165.5	0.6	0	0
BB	2512.2	B	433956	7141531	0.4	2.0	0.9	0.6	2.3	8.9	---	---	83
BC	2517.4	B	433962	7141776	5.2	7.4	3.5	8.3	27.7	37.4	3.1	36	0
BD	2525.5	B?	433964	7142143	0.4	2.9	1.3	2.2	1.4	24.9	0.6	7	0
BE	2537.3	B	433953	7142596	1.4	2.7	0.5	3.0	4.8	5.6	1.3	82	0
BF	2546.9	E	433942	7142957	1.4	3.8	1.1	6.9	15.0	50.1	1.3	23	0
BG	2556.0	B	433955	7143311	6.0	17.7	5.9	21.1	61.4	60.2	2.0	3	40
BH	2560.7	B	433964	7143488	7.5	22.8	10.8	32.0	104.5	93.7	2.1	2	0
BI	2568.9	D	433979	7143807	1.3	4.6	6.2	18.9	58.2	58.4	1.0	19	15
BJ	2575.5	B	433976	7144070	1.8	10.8	2.2	13.6	43.0	82.4	0.8	0	15
BK	2578.7	B?	433970	7144198	4.6	10.8	4.0	16.8	60.0	81.2	---	---	15
BL	2582.5	D	433959	7144362	4.7	1.0	4.0	14.3	54.1	0.2	---	---	70
BM	2593.4	B	433964	7144854	3.0	6.7	5.4	9.8	27.6	64.6	2.0	16	0
BN	2597.2	B?	433977	7145038	1.4	1.1	1.8	0.5	12.8	0.1	---	---	0
BO	2601.5	B	433990	7145249	2.7	15.1	5.7	18.8	66.1	67.2	0.9	0	0
BP	2605.6	D	433999	7145449	4.1	7.7	5.2	18.3	61.7	64.7	1.9	52	15
BQ	2608.0	B?	434004	7145566	4.1	2.5	5.1	10.9	38.7	45.7	---	---	0
BR	2612.7	B?	434016	7145791	0.1	4.8	4.7	5.4	4.2	35.1	0.4	6	30
BS	2629.3	S?	434020	7146579	2.3	0.1	1.3	0.9	1.5	6.2	---	---	15
BT	2671.0	S	434064	7148401	0.7	2.8	6.7	1.6	10.3	12.2	---	---	15
BU	2680.8	B?	434087	7148784	1.0	3.8	2.8	3.1	5.1	19.3	0.9	32	31
BV	2688.9	D	434082	7149072	5.8	14.5	3.7	10.3	36.2	54.0	2.3	17	206
BW	2694.8	D	434058	7149301	11.1	30.0	11.1	28.7	67.9	130.9	2.7	7	0
BX	2697.2	D	434047	7149404	8.5	30.0	12.7	28.7	67.9	130.9	2.0	0	0
LINE 10250													
A	3885.0	M	433924	7106309	1.5	1.5	3.6	1.9	4.0	9.4	---	---	106
B	3881.2	B?	433904	7106446	5.1	1.5	12.4	3.4	11.2	8.5	32.3	59	0
C	3874.6	D	433884	7106704	18.8	0.9	29.1	0.9	25.7	2.5	---	---	0
D	3860.0	M	433899	7107222	1.1	0.9	0.7	2.3	0.2	8.9	---	---	0

CX = COAXIAL
CP = COPLANAR

Note:EM values shown above are local amplitudes

*Estimated Depth may be unreliable because the stronger part of the conductor may be deeper or to one side of the flight line, or because of a shallow dip or magnetite/overburden effects

EM Anomaly List

Label	Fid	Interp	XUTM m	YUTM m	CX 1104 HZ Real ppm	CX 1104 HZ Quad ppm	CP 877 HZ Real ppm	CP 877 HZ Quad ppm	CP 7180 HZ Real ppm	CP 7180 HZ Quad ppm	Vertical Dike COND siemens	Vertical Dike DEPTH* m	Mag. Corr NT
LINE 10250													
E	3849.0	M	433946	7107634	0.2	1.9	7.6	1.7	3.9	21.4	---	---	0
F	3834.0	B?	433980	7108179	0.0	0.4	38.9	3.1	33.8	4.1	---	---	119
G	3822.3	M	433982	7108657	0.9	1.6	1.8	3.4	2.1	9.4	---	---	18
H	3805.4	B?	433988	7109421	8.9	1.3	17.0	1.0	11.4	7.5	---	---	0
I	3794.6	S?	433998	7109943	2.2	11.3	4.6	13.7	25.2	76.1	0.9	4	0
J	3780.0	H	434016	7110655	0.6	1.3	0.1	3.9	12.7	21.1	---	---	0
K	3767.9	E	434035	7111228	2.0	8.9	2.4	10.6	20.3	60.5	1.0	6	0
L	3748.9	B?	434011	7111978	2.0	2.5	2.9	2.0	2.7	14.2	---	---	38
M	3711.0	B?	434033	7113680	2.7	2.8	2.3	3.7	13.6	18.5	---	---	0
N	3707.7	D	434033	7113812	8.4	4.8	15.4	3.1	28.1	16.2	14.1	33	0
O	3704.1	D	434034	7113953	9.3	5.0	15.2	1.9	18.7	16.0	---	---	0
P	3699.0	M	434034	7114152	1.9	0.5	0.6	1.8	0.8	9.7	---	---	0
Q	3684.7	D	434049	7114790	3.1	8.5	2.7	11.4	35.5	53.8	1.7	0	0
R	3681.7	D	434047	7114945	1.7	6.9	2.3	8.3	20.5	46.4	1.0	0	0
S	3676.2	B	434035	7115226	1.7	1.4	1.5	0.3	0.5	2.6	4.6	68	0
T	3670.3	D	434018	7115516	0.8	4.3	0.7	7.4	24.9	36.4	0.7	3	0
U	3664.6	D	433995	7115792	0.7	5.2	1.1	3.2	4.6	24.5	0.5	0	0
V	3657.7	B	433988	7116108	3.3	8.1	2.7	9.8	25.2	45.5	1.9	15	10
W	3651.3	B	434023	7116409	1.5	3.9	1.7	4.3	11.3	15.0	---	---	18
X	3646.2	B	434062	7116653	0.3	3.6	1.5	2.3	5.2	14.3	0.4	0	0
Y	3605.9	S	434077	7118559	4.0	0.0	3.6	0.5	2.1	2.7	---	---	17
Z	3552.0	B	434123	7120749	7.1	2.3	13.9	3.3	6.6	7.7	---	---	0
AA	3544.0	M	434123	7121111	1.4	2.9	2.1	6.0	5.2	23.4	---	---	18
AB	3456.1	B?	434128	7124092	3.7	4.4	1.8	5.5	15.0	41.4	---	---	0
AC	3436.8	S	434168	7125024	3.1	1.1	1.1	1.5	1.4	10.9	---	---	0
AD	3370.0	B?	434177	7127690	1.4	3.1	0.6	4.0	9.6	23.9	---	---	0
AE	3335.3	S	434162	7128965	0.1	3.1	0.4	3.8	7.8	24.6	---	---	16
AF	3308.0	S	434240	7130137	1.9	1.8	2.4	1.6	3.8	8.8	---	---	18
AG	3282.8	D	434231	7131246	0.4	4.6	0.6	3.4	7.1	24.5	0.4	0	0
AH	3217.1	D	434250	7133129	1.7	8.5	3.7	8.9	23.4	44.4	0.9	9	0
AI	3212.2	B?	434269	7133361	3.5	3.8	3.2	4.9	15.0	15.2	---	---	0
AJ	3159.2	B?	434268	7134849	0.7	1.8	0.7	0.7	0.9	6.8	---	---	18
AK	3130.0	S	434302	7135842	2.0	3.3	0.9	3.3	0.9	26.5	---	---	0
AL	3090.0	S	434276	7137394	1.1	2.1	0.1	3.1	6.5	18.5	---	---	0
AM	3060.7	B?	434278	7138495	2.5	3.2	1.0	3.7	6.9	22.1	2.9	65	0
AN	3038.0	M	434378	7139410	1.3	4.1	1.8	7.1	1.8	37.5	---	---	18
AO	3024.8	S?	434355	7139915	5.0	1.5	6.6	1.9	4.8	11.7	---	---	0
AP	3013.0	B?	434335	7140318	0.4	3.1	0.7	4.2	8.7	17.4	---	---	104
AQ	2973.6	D	434431	7141301	4.7	10.3	6.5	20.3	56.5	69.1	2.4	11	0
AR	2969.1	B	434422	7141482	4.2	17.6	6.6	22.0	55.1	92.9	1.4	0	0
AS	2961.1	B	434386	7141780	2.8	10.3	2.2	13.2	29.7	81.6	1.3	10	0
AT	2952.4	B?	434366	7142140	0.8	1.7	0.9	1.2	2.8	4.5	---	---	0
AU	2941.7	B?	434382	7142662	1.4	9.5	3.7	13.6	35.8	59.1	---	---	0
AV	2932.8	B	434383	7143107	3.5	16.3	4.1	20.6	58.1	96.5	1.2	1	0
AW	2929.6	B?	434371	7143267	3.3	16.0	4.9	18.3	46.3	88.0	1.1	1	0
AX	2926.7	B?	434356	7143409	1.6	6.0	1.9	6.6	13.2	27.8	1.1	15	0

CX = COAXIAL
CP = COPLANAR

Note: EM values shown above are local amplitudes

*Estimated Depth may be unreliable because the stronger part of the conductor may be deeper or to one side of the flight line, or because of a shallow dip or magnetite/overburden effects

JOB 659

EM Anomaly List

Label	Fid	Interp	XUTM m	YUTM m	CX 1104 HZ Real ppm	CX 1104 HZ Quad ppm	CP 877 HZ Real ppm	CP 877 HZ Quad ppm	CP 7180 HZ Real ppm	CP 7180 HZ Quad ppm	Vertical Dike COND siemens	Vertical Dike DEPTH* m	Mag. Corr NT
LINE 10250													
AY	2912.5	D	434329	7144091	5.5	9.8	4.1	7.8	27.7	23.5	2.3	29	0
AZ	2900.1	D	434352	7144535	3.3	20.5	4.0	19.0	45.4	109.2	0.9	0	230
BA	2894.6	B	434362	7144685	2.0	5.7	3.6	10.3	20.5	36.4	1.4	28	0
BB	2890.9	D	434368	7144789	3.4	8.1	2.9	12.3	33.2	53.2	2.0	21	4
BC	2876.5	B	434397	7145268	5.5	22.3	5.8	28.0	100.8	147.5	1.5	0	0
BD	2842.7	S?	434408	7146642	5.1	1.6	3.9	2.1	1.6	12.1	---	---	0
BE	2805.0	S	434418	7148018	3.2	1.2	0.3	2.8	0.8	17.8	---	---	18
BF	2785.0	D	434471	7148858	8.1	11.6	10.4	21.9	66.9	51.0	3.6	39	0
BG	2782.0	D	434456	7148971	8.1	11.6	10.4	21.9	66.9	49.8	3.6	36	240
BH	2775.7	D	434430	7149170	4.8	27.6	0.9	14.9	27.1	121.6	1.1	5	0
BI	2770.9	D	434423	7149321	10.9	13.5	13.3	14.2	33.7	23.0	4.9	32	18
BJ	2767.7	D	434420	7149432	5.8	8.6	4.3	5.9	14.0	6.7	3.1	39	0
LINE 10260													
A	4025.0	M	434329	7105460	0.9	0.8	2.6	1.8	1.9	7.8	---	---	165
B	4030.2	S	434345	7105675	6.1	3.3	11.9	4.2	11.4	40.5	---	---	0
C	4053.0	M	434347	7106714	2.6	0.2	4.6	1.7	3.9	7.6	---	---	16
D	4070.8	B?	434355	7107513	5.5	0.8	8.2	2.3	7.5	10.3	---	---	0
E	4098.0	M	434388	7108726	2.4	1.3	1.6	3.4	1.4	7.2	---	---	133
F	4112.5	M	434373	7109388	9.1	2.0	0.9	3.6	0.9	14.0	---	---	32
G	4145.0	H	434390	7110623	0.2	1.5	0.7	1.5	0.5	0.4	---	---	11
H	4185.1	E	434382	7111916	3.5	2.1	2.1	3.2	11.2	21.7	---	---	0
I	4190.0	M	434390	7112115	1.4	0.7	1.0	2.5	5.9	15.5	---	---	38
J	4192.0	S?	434391	7112204	2.9	0.9	6.4	0.8	3.9	5.3	---	---	0
K	4213.5	S	434418	7113176	0.3	2.1	0.6	2.7	4.7	17.5	---	---	16
L	4229.4	D	434421	7113807	5.1	8.1	5.6	7.6	12.0	46.3	2.7	45	0
M	4241.5	B	434453	7114379	6.1	6.6	7.6	9.3	25.3	34.3	5.0	30	0
N	4244.0	D	434455	7114497	2.4	11.7	1.1	9.5	32.4	35.5	1.0	0	0
O	4248.5	D	434456	7114696	2.9	0.8	0.1	8.5	0.3	32.7	29.4	60	0
P	4258.2	D	434447	7115057	2.9	11.7	3.9	15.9	52.5	76.4	1.2	5	0
Q	4261.5	D	434444	7115170	2.9	2.9	2.3	12.8	39.1	68.5	---	---	16
R	4274.1	B	434476	7115660	3.5	10.7	1.8	9.1	18.1	57.5	1.7	17	0
S	4291.2	B	434475	7116332	1.1	9.4	4.2	12.1	23.4	74.9	0.5	2	0
T	4330.0	S	434481	7117657	1.8	1.7	0.4	2.3	2.5	15.5	---	---	0
U	4365.0	S	434491	7119028	1.8	1.4	1.1	2.2	4.7	10.4	---	---	0
V	4399.0	B	434519	7120037	3.5	5.7	5.1	8.4	25.1	55.1	2.3	50	0
W	4424.0	B?	434475	7121006	3.0	3.8	2.5	3.9	12.3	20.6	---	---	0
X	4447.0	S	434487	7121808	0.0	1.5	1.3	1.8	1.1	14.3	---	---	17
Y	4527.0	S	434573	7124905	2.6	0.6	1.3	1.2	0.3	11.6	---	---	0
Z	4562.5	S?	434567	7126097	2.1	3.6	0.8	3.8	3.2	25.4	---	---	0
AA	4577.0	S?	434601	7126582	2.8	6.2	1.3	7.1	2.6	53.6	---	---	0
AB	4602.5	S?	434602	7127674	0.4	1.4	0.0	2.5	0.4	12.3	---	---	0
AC	4620.2	M	434554	7128387	0.3	0.4	1.6	1.2	0.1	4.7	---	---	0
AD	4621.0	B?	434553	7128412	0.2	0.3	0.7	1.4	0.6	7.6	---	---	16
AE	4635.8	S?	434589	7129004	2.1	3.8	9.2	3.6	15.7	24.0	0.6	0	0
AF	4652.2	S	434610	7129563	0.2	3.1	0.6	4.0	8.3	24.5	---	---	16

CX = COAXIAL
CP = COPLANAR

Note: EM values shown above are local amplitudes

*Estimated Depth may be unreliable because the stronger part of the conductor may be deeper or to one side of the flight line, or because of a shallow dip or magnetite/overburden effects

EM Anomaly List

Label	Fid	Interp	XUTM m	YUTM m	CX 1104 HZ Real ppm	CX 1104 HZ Quad ppm	CP 877 HZ Real ppm	CP 877 HZ Quad ppm	CP 7180 HZ Real ppm	CP 7180 HZ Quad ppm	Vertical Dike COND siemens	Vertical Dike DEPTH* m	Mag. Corr NT
LINE 10260													
AG	4673.1	B?	434615	7130205	1.9	1.7	1.3	1.6	2.6	10.6	4.6	72	0
AH	4690.8	B?	434619	7130597	0.0	1.1	0.3	1.1	3.9	6.1	---	---	0
AI	4720.9	B	434657	7131600	1.6	8.0	0.9	10.3	16.8	64.9	0.8	20	0
AJ	4724.2	B	434662	7131729	2.1	28.8	2.9	34.7	64.0	226.4	0.5	2	16
AK	4752.0	B	434662	7132878	0.2	2.9	1.3	4.9	24.3	22.9	1.0	0	0
AL	4822.5	B?	434694	7134752	2.5	2.2	0.6	1.0	3.5	6.5	---	---	0
AM	4830.0	B?	434713	7135012	3.4	0.7	1.0	0.9	0.4	9.2	---	---	0
AN	4845.8	B	434714	7135663	2.1	6.9	4.0	9.6	25.4	19.0	1.3	9	0
AO	4883.6	B?	434710	7136696	0.7	2.4	0.4	1.3	3.9	7.9	---	---	0
AP	4923.5	S?	434699	7138143	3.6	3.1	1.0	4.7	1.3	32.9	---	---	0
AQ	4930.5	B?	434682	7138423	3.3	0.4	3.0	0.5	1.9	3.1	---	---	33
AR	4935.1	B?	434700	7138629	0.8	2.5	0.5	3.8	4.4	24.0	---	---	33
AS	4947.4	S?	434763	7139197	4.9	4.1	5.7	5.8	14.0	31.0	---	---	17
AT	4958.9	D	434757	7139656	8.9	2.0	16.2	2.5	10.3	19.3	60.2	30	0
AU	4962.7	D	434761	7139816	7.4	0.9	16.1	0.2	6.2	19.6	---	---	19
AV	4968.2	D	434762	7140062	5.5	16.5	3.1	21.4	56.1	105.6	1.9	5	0
AW	4988.3	B	434801	7140977	5.6	14.3	12.2	21.9	59.7	68.7	2.2	6	136
AX	5005.7	B	434780	7141714	4.3	8.1	4.4	15.2	38.6	79.1	2.0	46	43
AY	5010.0	B	434773	7141908	2.2	10.1	1.7	15.3	37.8	89.0	---	---	16
AZ	5020.7	B	434767	7142438	6.9	15.1	13.3	19.1	79.1	23.8	2.7	8	0
BA	5028.9	B	434788	7142802	1.5	2.9	2.7	3.5	6.2	37.4	---	---	0
BB	5030.4	B	434790	7142864	1.5	2.9	1.5	4.5	5.1	47.2	---	---	0
BC	5038.9	B?	434787	7143231	0.3	6.9	1.1	9.3	11.8	53.9	0.4	0	0
BD	5060.9	B	434818	7144093	3.6	9.1	6.8	14.7	46.5	46.4	1.9	10	0
BE	5078.6	B	434786	7144824	4.3	13.1	8.2	20.8	61.6	75.2	1.8	12	108
BF	5084.9	B?	434790	7145127	3.3	2.9	6.0	15.9	28.4	79.7	5.8	59	0
BG	5090.5	B	434797	7145410	1.2	1.8	0.7	0.3	0.4	3.5	1.7	89	16
BH	5094.4	B	434801	7145609	1.6	4.4	0.7	3.5	1.0	25.5	---	---	0
BI	5103.1	B	434816	7145998	1.5	10.0	2.9	12.6	28.6	64.7	0.7	6	0
BJ	5113.7	B?	434821	7146370	7.3	0.9	10.3	1.8	8.8	6.2	---	---	0
BK	5116.4	D	434820	7146461	4.3	0.7	10.3	1.2	9.9	7.0	---	---	0
BL	5122.2	B	434805	7146695	1.3	2.9	6.3	2.1	6.6	11.3	---	---	16
BM	5141.7	B	434788	7147443	6.2	2.2	3.4	1.0	1.0	12.5	25.0	50	16
BN	5145.5	B	434798	7147588	2.6	2.8	1.0	3.5	0.1	29.7	---	---	0
BO	5173.4	B	434832	7148835	7.7	10.2	9.4	12.8	39.8	22.0	---	---	131
BP	5176.7	D	434818	7148966	14.4	19.7	12.1	14.6	43.6	41.7	4.7	17	91
BQ	5181.0	D	434807	7149146	41.3	51.5	68.3	79.4	156.9	93.1	7.7	8	0
BR	5183.2	D	434803	7149242	47.7	53.6	77.2	94.6	233.6	186.1	9.5	9	0
BS	5186.5	D	434799	7149395	47.7	53.6	67.0	92.9	231.1	186.1	9.5	0	0
LINE 10270													
A	6355.0	M	434761	7105254	1.3	1.6	2.2	2.6	2.4	6.8	---	---	18
B	6317.0	S?	434706	7106691	0.2	1.6	1.8	1.8	2.6	12.8	---	---	0
C	6305.0	M	434691	7107196	0.4	1.0	0.2	2.2	0.4	4.0	---	---	145
D	6286.0	M	434737	7107843	2.7	0.2	9.6	1.4	10.0	0.3	---	---	0
E	6277.5	B?	434760	7108144	2.5	2.4	8.5	2.6	7.5	13.3	---	---	17

CX = COAXIAL
CP = COPLANAR

Note: EM values shown above are local amplitudes

*Estimated Depth may be unreliable because the stronger part of the conductor may be deeper or to one side of the flight line, or because of a shallow dip or magnetite/overburden effects

JOB 659

EM Anomaly List

Label	Fid	Interp	XUTM m	YUTM m	CX 1104 HZ Real ppm	CX 1104 HZ Quad ppm	CP 877 HZ Real ppm	CP 877 HZ Quad ppm	CP 7180 HZ Real ppm	CP 7180 HZ Quad ppm	Vertical Dike COND siemens	Vertical Dike DEPTH* m	Mag. Corr NT
LINE 10270													
F	6266.0	M	434794	7108542	0.0	0.6	8.3	2.7	6.3	8.3	---	---	0
G	6246.0	B?	434793	7109257	0.0	1.6	9.1	3.8	10.3	15.7	---	---	36
H	6241.3	B?	434786	7109449	5.7	2.4	9.6	1.0	12.0	11.0	19.3	40	0
I	6228.9	E	434794	7109994	2.6	2.0	3.5	5.4	5.1	29.4	---	---	17
J	6212.5	H	434800	7110838	0.8	2.2	2.4	3.2	6.6	12.4	---	---	0
K	6197.5	B?	434840	7111571	3.8	8.9	5.9	9.8	25.2	56.8	2.1	18	0
L	6174.2	B?	434820	7112493	4.0	2.2	1.4	2.7	1.5	17.4	---	---	0
M	6164.0	B?	434801	7112955	0.0	2.2	1.7	1.9	1.8	15.3	---	---	0
N	6152.0	B?	434787	7113476	3.4	0.7	3.7	1.0	2.4	0.1	---	---	0
O	6143.0	D	434764	7113804	13.9	3.2	23.2	2.4	12.1	15.4	64.4	27	0
P	6141.9	D	434764	7113840	13.9	2.0	23.0	3.2	13.0	10.7	106.2	44	0
Q	6135.0	D	434783	7114074	0.7	7.6	5.0	9.9	34.9	24.7	0.4	0	0
R	6131.6	D	434793	7114214	8.8	10.3	6.9	3.2	26.2	6.0	5.0	22	0
S	6126.2	D	434810	7114462	2.9	7.0	1.5	3.9	11.4	56.3	1.8	24	0
T	6123.2	D	434824	7114600	2.1	7.8	0.9	7.5	5.5	53.7	1.2	16	0
U	6109.7	D	434887	7115153	1.2	7.1	2.7	11.3	16.8	57.1	0.7	12	0
V	6105.9	D	434894	7115300	1.4	11.6	1.6	16.0	42.8	81.3	0.5	1	17
W	6103.2	D	434893	7115412	5.1	10.9	1.8	8.2	18.4	51.2	2.5	20	0
X	6091.0	S?	434868	7115967	3.1	6.3	3.4	11.7	26.2	76.3	2.2	32	0
Y	6056.6	S	434811	7117595	0.8	2.2	1.3	2.8	2.0	21.5	---	---	0
Z	6016.0	M	434861	7119070	8.0	0.1	12.8	0.2	10.4	0.6	---	---	52
AA	6003.0	M	434895	7119634	2.0	5.6	6.3	6.1	7.3	43.7	---	---	117
AB	6000.0	S?	434899	7119780	1.4	5.4	4.4	5.9	4.1	42.9	---	---	17
AC	5993.6	B?	434905	7120082	3.6	2.7	8.8	1.3	13.5	11.8	---	---	13
AD	5984.3	D	434908	7120451	3.3	4.6	10.8	1.0	1.0	20.0	2.8	56	0
AE	5976.3	D	434913	7120742	7.3	4.6	8.0	2.2	12.5	13.0	11.5	41	0
AF	5964.0	S?	434808	7121238	1.0	1.7	0.1	4.0	0.4	22.5	---	---	15
AG	5906.1	B?	434910	7123199	0.6	1.4	1.2	2.2	9.3	6.4	---	---	0
AH	5894.8	S?	434963	7123728	1.0	2.4	1.2	4.6	9.5	25.7	---	---	17
AI	5852.0	B?	434978	7125229	0.3	1.5	0.1	1.5	1.3	12.6	---	---	0
AJ	5840.3	B	434996	7125786	3.3	2.7	0.2	2.3	1.3	16.5	6.3	57	3
AK	5809.9	B?	434960	7126895	3.4	0.4	0.7	1.1	2.8	8.0	---	---	17
AL	5790.0	H	435048	7127720	1.1	0.5	0.5	1.4	4.7	7.9	---	---	0
AM	5745.0	B?	435003	7129713	2.8	1.6	4.1	0.4	4.2	5.1	---	---	0
AN	5678.5	S?	435054	7132210	0.6	0.5	0.6	0.1	1.8	0.4	---	---	0
AO	5645.0	S?	434984	7133400	1.7	2.8	1.8	4.2	7.9	19.8	---	---	0
AP	5603.6	D	435074	7134819	1.6	1.8	1.0	1.1	0.4	6.4	---	---	0
AQ	5567.0	S	435068	7136038	0.5	2.5	1.8	3.9	4.0	26.1	---	---	14
AR	5547.5	B?	435134	7136674	3.4	1.1	0.7	2.4	8.5	13.0	---	---	0
AS	5493.0	S?	435094	7139000	0.4	0.8	0.9	2.4	2.5	14.1	---	---	0
AT	5478.4	B?	435070	7139658	1.4	1.7	0.6	11.0	26.9	49.7	2.7	70	0
AU	5471.6	B	435084	7139901	5.2	15.0	7.2	22.5	57.6	82.3	2.0	4	0
AV	5466.0	B	435106	7140102	3.8	3.9	1.3	1.4	1.8	12.4	---	---	17
AW	5451.4	B	435157	7140692	4.1	12.0	3.2	13.6	37.1	81.9	1.8	19	0
AX	5445.6	D	435171	7140932	1.0	2.7	3.7	1.4	26.2	5.8	1.2	43	3
AY	5439.2	B	435181	7141181	2.6	5.0	6.0	10.9	32.7	50.2	1.6	65	17

CX = COAXIAL
CP = COPLANAR

Note: EM values shown above are local amplitudes

*Estimated Depth may be unreliable because the stronger part of the conductor may be deeper or to one side of the flight line, or because of a shallow dip or magnetite/overburden effects

JOB 659

EM Anomaly List

Label	Fid	Interp	XUTM m	YUTM m	CX 1104 HZ Real ppm	CX 1104 HZ Quad ppm	CP 877 HZ Real ppm	CP 877 HZ Quad ppm	CP 7180 HZ Real ppm	CP 7180 HZ Quad ppm	Vertical Dike COND siemens	Vertical Dike DEPTH* m	Mag. Corr NT
LINE 10270													
AZ	5436.5	B	435183	7141281	4.3	9.0	6.5	10.2	33.1	49.6	---	---	17
BA	5413.2	B	435154	7142234	3.5	4.3	0.8	4.8	12.9	35.8	3.4	47	0
BB	5407.5	B	435145	7142463	0.0	2.4	7.2	1.2	0.3	17.7	0.4	3	35
BC	5402.5	D	435144	7142675	6.3	9.3	9.9	26.9	51.9	125.2	3.2	37	0
BD	5399.6	D	435147	7142805	3.0	20.0	9.8	26.9	75.9	125.2	0.8	2	0
BE	5395.3	B	435155	7143008	11.3	17.0	15.3	23.7	76.5	83.8	3.8	28	17
BF	5373.1	B	435232	7144008	2.8	2.6	4.9	3.7	9.7	3.7	---	---	0
BG	5368.7	B	435241	7144191	5.3	2.4	3.9	14.7	40.8	1.4	17.5	42	36
BH	5363.6	B	435244	7144384	2.7	9.5	3.9	16.0	44.3	57.4	1.3	8	0
BI	5345.7	D	435207	7145064	5.3	13.6	5.6	14.8	35.9	56.6	2.2	7	0
BJ	5341.4	B?	435203	7145242	1.2	2.5	2.6	3.7	11.0	9.6	1.6	50	0
BK	5331.1	B?	435206	7145680	2.4	0.4	1.2	0.1	0.3	2.6	49.9	96	0
BL	5318.6	B	435218	7146296	6.9	4.9	2.8	6.3	21.1	21.8	9.9	34	0
BM	5312.2	B	435213	7146596	1.2	3.2	2.7	2.5	6.1	6.9	1.3	43	0
BN	5307.1	B	435214	7146847	1.6	3.7	0.9	2.2	5.7	17.2	---	---	17
BO	5298.1	B	435228	7147272	1.1	3.2	0.9	3.0	1.3	20.8	---	---	0
BP	5284.1	B?	435261	7147915	10.4	0.2	22.2	0.0	19.1	18.3	---	---	0
BQ	5280.5	D	435266	7148074	8.7	2.0	20.5	3.5	17.8	18.6	---	---	0
BR	5271.9	D	435272	7148454	2.7	4.3	24.2	6.1	16.8	26.5	---	---	0
BS	5267.0	D	435270	7148652	1.8	4.4	5.7	4.3	12.3	12.4	1.6	40	0
BT	5262.5	D	435269	7148836	10.9	12.9	8.3	11.4	39.2	47.5	5.4	33	0
BU	5260.7	D	435269	7148911	10.9	12.9	9.1	14.5	39.2	50.2	5.4	31	0
BV	5255.4	D	435247	7149139	6.0	7.7	2.3	4.7	9.3	22.1	3.8	32	1
LINE 10280													
A	6457.0	M	435120	7105434	10.1	0.3	19.4	0.4	17.2	1.0	---	---	21
B	6464.0	M	435110	7105726	8.7	0.1	0.7	2.0	0.7	8.7	---	---	0
C	6474.0	M	435118	7106186	1.9	0.8	7.9	1.0	8.0	1.4	---	---	0
D	6494.0	M	435141	7107015	0.0	1.8	0.1	3.6	0.5	14.2	---	---	52
E	6518.0	B?	435204	7108062	3.9	1.3	2.6	1.9	8.5	7.5	---	---	0
F	6519.5	M	435202	7108122	1.5	1.3	0.1	2.8	0.1	8.9	---	---	250
G	6535.5	M	435167	7108760	0.0	0.7	8.1	3.3	6.2	0.8	---	---	0
H	6547.0	M	435188	7109304	5.5	1.1	11.4	2.3	13.6	7.3	---	---	259
I	6553.0	B?	435202	7109585	8.8	1.5	12.2	0.3	11.8	10.5	---	---	0
J	6562.4	B	435214	7110026	0.8	7.3	2.3	8.2	17.3	36.9	0.5	0	0
K	6578.7	S?	435192	7110684	2.1	2.5	1.6	3.3	3.5	26.3	---	---	0
L	6590.8	B?	435172	7111121	6.1	3.7	5.0	3.5	14.4	19.4	11.6	38	0
M	6596.0	B?	435172	7111301	3.5	1.5	3.1	3.0	12.7	10.5	---	---	0
N	6598.0	M	435172	7111369	0.3	1.5	0.6	3.6	0.3	10.5	---	---	311
O	6625.0	S	435200	7112387	1.2	3.4	1.3	3.8	3.7	22.9	---	---	0
P	6635.5	B?	435208	7112878	0.1	0.4	3.3	0.6	7.9	2.9	---	---	22
Q	6645.0	B?	435221	7113296	1.7	1.1	1.3	1.2	2.0	1.3	---	---	22
R	6653.5	B?	435225	7113652	7.6	3.4	12.7	3.3	16.9	9.8	19.8	43	0
S	6655.0	M	435228	7113717	0.1	3.0	2.9	5.7	4.8	19.7	---	---	294
T	6658.1	B	435235	7113855	9.1	9.0	18.9	8.0	21.8	42.4	6.6	34	22
U	6665.1	B	435260	7114148	5.2	10.7	8.7	15.2	30.1	49.4	2.6	21	0

CX = COAXIAL
CP = COPLANAR

Note: EM values shown above are local amplitudes

*Estimated Depth may be unreliable because the stronger part of the conductor may be deeper or to one side of the flight line, or because of a shallow dip or magnetite/overburden effects

JOB 659

EM Anomaly List

Label	Fid	Interp	XUTM m	YUTM m	CX 1104 HZ Real ppm	CX 1104 HZ Quad ppm	CP 877 HZ Real ppm	CP 877 HZ Quad ppm	CP 7180 HZ Real ppm	CP 7180 HZ Quad ppm	Vertical Dike COND siemens	Vertical Dike DEPTH* m	Mag. Corr NT
LINE 10280													
V	6676.6	B?	435279	7114556	1.6	1.1	0.2	2.5	4.2	14.1	---	---	0
W	6689.4	B	435281	7114979	4.0	10.0	6.2	6.8	10.9	41.6	2.0	16	0
X	6696.6	B?	435265	7115256	5.2	3.2	10.5	4.1	6.3	17.7	10.7	41	22
Y	6710.0	S	435252	7115811	1.9	3.0	0.5	4.3	2.1	30.9	---	---	11
Z	6729.0	S	435294	7116548	0.4	3.1	0.4	3.5	3.8	22.6	---	---	0
AA	6823.0	M	435314	7119748	2.7	1.5	4.5	3.6	3.8	12.6	---	---	0
AB	6827.5	B?	435300	7119933	12.0	1.5	21.0	2.7	18.6	11.8	---	---	19
AC	6847.3	D	435275	7120703	1.5	12.2	2.9	9.3	24.1	43.9	0.6	0	0
AD	7009.3	S?	435381	7126414	0.1	3.8	0.2	3.5	4.2	24.2	---	---	19
AE	7064.5	B?	435302	7128785	1.9	1.7	0.8	0.2	2.5	3.1	---	---	16
AF	7195.0	M	435442	7132798	5.5	0.7	16.2	3.0	13.2	1.3	---	---	16
AG	7215.0	M	435449	7133540	1.6	0.6	3.9	1.1	1.6	9.7	---	---	0
AH	7255.8	S?	435545	7134816	0.0	4.6	1.1	4.3	1.4	31.7	---	---	0
AI	7280.0	S	435500	7135889	3.2	1.2	1.1	2.0	2.1	16.8	---	---	0
AJ	7334.1	S?	435523	7137552	2.0	5.8	1.1	7.2	13.8	48.1	1.5	25	0
AK	7355.6	S?	435500	7138421	2.5	2.7	1.3	4.5	7.4	28.2	---	---	22
AL	7367.8	S?	435497	7138972	2.0	3.1	1.1	2.6	2.5	18.0	---	---	22
AM	7373.1	D	435508	7139175	7.9	1.9	0.9	3.4	1.7	21.4	50.5	41	0
AN	7385.7	B	435564	7139694	4.1	8.0	6.1	13.4	37.9	42.3	1.8	44	0
AO	7399.8	B	435597	7140281	5.3	8.1	4.6	7.7	18.2	19.6	2.9	44	0
AP	7403.3	B	435585	7140452	5.6	7.2	6.2	9.6	29.2	45.8	3.8	44	0
AQ	7407.3	B	435566	7140653	0.3	3.5	2.0	14.5	20.5	75.5	0.4	0	0
AR	7417.1	B	435512	7141117	0.0	9.3	2.0	12.1	27.9	55.6	0.4	0	0
AS	7432.4	B?	435508	7141771	0.7	3.1	2.1	8.7	17.8	41.6	0.8	21	22
AT	7439.9	B	435520	7142063	0.1	3.2	2.0	7.9	14.8	34.8	---	---	22
AU	7449.0	B?	435518	7142432	0.8	5.9	1.0	8.3	11.1	103.2	---	---	0
AV	7457.7	B	435536	7142821	11.5	2.8	18.5	3.3	9.9	7.3	54.7	18	0
AW	7463.2	B	435547	7143067	6.6	7.2	8.1	11.0	20.4	95.6	5.1	39	0
AX	7471.5	B	435575	7143409	4.5	10.3	8.9	16.2	44.9	41.1	2.3	7	0
AY	7473.9	B	435582	7143489	2.0	10.3	8.9	16.2	44.9	42.3	0.9	0	0
AZ	7490.3	B	435581	7144021	3.7	8.3	3.1	9.8	26.0	36.9	---	---	76
BA	7501.7	B	435584	7144445	5.4	20.4	8.7	29.1	82.3	118.9	1.6	0	0
BB	7502.7	B	435586	7144482	5.5	20.4	8.7	29.1	82.3	118.9	1.6	1	22
BC	7512.3	D	435603	7144830	3.4	14.4	7.9	13.0	36.8	63.7	1.3	6	0
BD	7519.2	B	435611	7145125	1.7	0.7	0.4	5.5	25.8	43.2	---	---	0
BE	7525.2	B	435609	7145379	5.8	11.4	12.7	15.5	27.6	89.9	---	---	166
BF	7527.2	B	435607	7145464	9.4	14.2	16.2	15.5	29.3	106.0	3.6	35	198
BG	7531.1	B	435604	7145637	5.9	6.9	16.1	14.0	16.4	77.1	4.4	46	0
BH	7535.6	D	435615	7145835	1.6	0.2	10.7	10.4	16.1	44.5	66.3	116	0
BI	7550.3	B	435652	7146446	1.2	10.1	1.9	13.3	25.9	79.4	0.5	8	0
BJ	7555.1	B	435633	7146641	3.7	13.3	7.1	19.6	46.2	100.2	1.5	13	0
BK	7571.5	D	435600	7147307	0.0	1.6	0.9	2.0	5.0	15.0	---	---	0
BL	7581.5	B?	435610	7147726	2.1	4.4	1.9	4.0	7.0	31.4	---	---	0
BM	7592.2	B?	435625	7148238	3.4	3.2	8.0	2.8	6.9	14.6	---	---	22
BN	7597.8	B	435642	7148519	5.0	8.9	3.2	7.9	19.3	41.6	2.2	54	45
BO	7602.7	D	435637	7148772	13.4	21.9	16.7	19.5	50.0	71.4	3.5	27	22

CX = COAXIAL
CP = COPLANAR

Note: EM values shown above are local amplitudes

*Estimated Depth may be unreliable because the stronger part of the conductor may be deeper or to one side of the flight line, or because of a shallow dip or magnetite/overburden effects

EM Anomaly List

Label	Fid	Interp	XUTM m	YUTM m	CX 1104 HZ Real ppm	CX 1104 HZ Quad ppm	CP 877 HZ Real ppm	CP 877 HZ Quad ppm	CP 7180 HZ Real ppm	CP 7180 HZ Quad ppm	Vertical Dike COND siemens	Vertical Dike DEPTH* m	Mag. Corr NT
LINE 10280													
BP	7604.8	D	435631	7148885	19.2	24.5	27.0	30.2	69.1	77.9	5.8	18	0
BQ	7607.6	D	435627	7149032	17.9	24.2	31.3	34.6	82.9	81.3	5.2	18	0
BR	7612.8	B?	435639	7149298	1.3	4.5	8.8	23.3	54.6	82.4	---	---	0
LINE 10290													
A	8745.7	S?	435501	7105528	7.2	2.6	12.5	3.5	10.6	25.2	---	---	0
B	8721.0	M	435549	7106608	2.8	0.2	5.1	1.0	3.9	2.7	---	---	0
C	8693.0	S?	435597	7107884	6.0	2.0	0.3	3.5	0.4	13.2	---	---	79
D	8680.0	S?	435556	7108449	21.7	2.8	42.6	7.6	36.1	31.2	---	---	0
E	8677.5	M	435549	7108548	16.3	2.2	34.3	6.5	27.3	19.5	---	---	158
F	8665.0	B?	435515	7109006	0.0	0.8	0.0	3.0	17.6	3.9	---	---	65
G	8658.9	B?	435516	7109227	14.6	0.7	28.4	1.6	26.6	8.5	---	---	0
H	8649.2	B?	435549	7109665	7.1	2.8	11.0	1.2	13.5	11.7	---	---	0
I	8641.8	B?	435605	7110019	1.9	3.4	4.5	3.2	12.4	20.2	---	---	0
J	8611.3	B	435626	7111513	0.5	6.0	1.6	6.6	1.5	46.5	---	---	194
K	8606.9	D	435603	7111717	0.4	2.0	2.5	1.7	7.2	8.3	---	---	25
L	8601.4	D	435579	7111962	6.8	2.9	6.8	1.3	6.7	9.5	20.5	39	0
M	8597.4	D	435564	7112121	1.7	1.0	1.6	0.4	2.6	5.8	---	---	0
N	8574.5	D	435626	7112966	1.7	1.9	4.2	2.0	6.7	15.9	---	---	25
O	8563.7	B?	435672	7113452	3.6	4.0	5.0	3.8	11.9	27.2	4.0	60	0
P	8555.7	B	435653	7113841	1.1	2.3	2.8	1.9	2.6	14.6	1.5	54	0
Q	8552.3	B	435647	7114019	4.2	2.7	7.6	3.6	15.7	13.0	---	---	25
R	8546.6	D	435636	7114328	3.2	5.1	2.4	3.6	7.5	16.2	2.3	53	0
S	8543.0	B?	435633	7114514	1.2	1.6	9.3	2.6	13.7	35.4	---	---	0
T	8530.8	D	435642	7115069	4.5	3.7	4.5	2.7	10.3	11.0	---	---	25
U	8529.1	D	435644	7115139	4.1	3.7	3.1	2.4	11.7	11.0	5.6	44	0
V	8443.5	B?	435679	7119182	19.0	3.1	31.4	13.4	23.8	25.4	---	---	0
W	8432.5	M	435670	7119570	3.2	0.0	8.9	0.5	9.9	17.6	---	---	25
X	8420.0	S	435680	7120074	3.5	1.5	7.2	2.8	5.0	20.9	---	---	13
Y	8304.1	S?	435748	7124185	0.2	6.6	0.0	5.1	3.7	39.6	0.4	7	25
Z	8276.0	S?	435720	7125243	0.0	1.2	0.3	2.4	1.8	9.6	---	---	3
AA	8222.5	B?	435736	7127266	4.0	2.0	1.6	2.8	4.8	20.5	---	---	0
AB	8137.0	S?	435787	7130868	6.4	1.7	4.0	3.1	4.0	15.3	39.9	37	25
AC	8113.0	S?	435828	7132007	0.5	2.5	3.3	5.0	12.7	19.3	---	---	0
AD	8076.0	S?	435837	7133485	7.6	4.8	1.4	7.0	1.8	55.3	11.8	48	0
AE	8067.3	S?	435843	7133821	6.5	0.1	3.7	0.5	9.5	4.3	---	---	0
AF	8053.1	B?	435847	7134418	4.0	1.1	4.9	0.3	5.0	1.7	32.4	65	37
AG	8015.0	S	435858	7135909	0.7	3.4	1.1	4.0	5.4	26.7	---	---	0
AH	7977.0	B?	435898	7137351	4.9	11.2	0.6	13.1	14.7	95.4	---	---	25
AI	7973.5	D	435884	7137498	4.4	9.5	1.8	11.1	21.4	72.1	2.4	31	4
AJ	7954.9	B?	435854	7138239	3.0	1.7	1.7	1.9	0.7	13.3	---	---	0
AK	7925.1	B	435907	7139566	11.3	36.3	17.4	50.6	128.4	172.6	2.4	2	124
AL	7909.7	D	435930	7140141	2.7	9.6	10.6	12.2	39.2	28.8	1.3	13	0
AM	7905.2	B	435929	7140305	4.4	3.9	3.8	6.0	16.9	20.8	---	---	8
AN	7899.2	B	435919	7140534	0.1	2.3	4.2	2.3	9.1	30.2	---	---	0
AO	7889.6	B	435923	7140914	2.7	8.0	6.1	8.3	29.8	42.2	1.5	16	0

CX = COAXIAL
CP = COPLANAR

Note: EM values shown above are local amplitudes

*Estimated Depth may be unreliable because the stronger part of the conductor may be deeper or to one side of the flight line, or because of a shallow dip or magnetite/overburden effects

JOB 659

EM Anomaly List

Label	Fid	Interp	XUTM m	YUTM m	CX 1104 HZ Real ppm	CX 1104 HZ Quad ppm	CP 877 HZ Real ppm	CP 877 HZ Quad ppm	CP 7180 HZ Real ppm	CP 7180 HZ Quad ppm	Vertical Dike COND siemens	Vertical Dike DEPTH* m	Mag. Corr NT
LINE 10290													
AP	7877.7	B	435927	7141458	0.1	8.9	1.5	12.8	27.6	78.8	0.4	3	0
AQ	7848.5	D	435967	7142511	3.2	2.6	0.1	12.2	0.3	39.0	6.2	62	25
AR	7840.8	D	435961	7142790	10.4	14.0	12.6	23.8	74.5	30.2	4.4	24	5
AS	7837.4	B	435971	7142943	9.2	17.1	13.0	23.8	74.5	39.4	2.6	14	177
AT	7829.3	B	435995	7143359	1.3	2.8	1.0	5.5	11.8	55.4	1.6	46	0
AU	7823.2	B	435993	7143668	3.4	5.4	5.3	7.9	28.8	10.8	---	---	0
AV	7803.7	B	435979	7144578	17.9	52.5	30.1	78.6	222.1	248.3	2.9	0	25
AW	7794.5	B	435987	7145012	1.7	23.1	9.2	36.6	87.4	165.9	0.5	0	210
AX	7779.2	B	436016	7145595	3.1	14.3	7.9	18.5	41.7	88.9	1.1	8	25
AY	7771.1	B	436013	7145937	1.1	3.7	7.5	1.4	4.8	19.7	1.1	36	25
AZ	7764.0	D	436021	7146229	6.1	15.9	2.8	17.3	56.3	52.2	2.3	14	84
BA	7753.0	B?	436030	7146668	0.6	4.1	2.3	0.1	10.2	0.3	0.6	15	0
BB	7744.7	B?	436037	7147054	2.1	10.3	1.8	11.8	20.2	66.7	0.9	12	0
BC	7733.8	B?	436013	7147540	1.2	4.2	0.9	3.9	5.1	27.7	---	---	0
BD	7705.0	D	436048	7148616	2.9	5.4	3.5	7.8	27.5	39.7	---	---	10
BE	7699.2	D	436001	7148858	3.5	15.7	7.2	16.6	43.9	78.7	1.2	15	0
BF	7696.4	D	435989	7148971	2.3	14.3	4.5	16.8	38.0	85.9	0.8	13	0
BG	7685.2	B?	435962	7149395	1.6	3.7	0.4	2.6	2.1	21.9	1.5	30	0
LINE 10300													
A	190.0	M	435947	7105534	4.2	1.3	6.7	2.4	6.3	8.7	---	---	151
B	202.4	B?	435949	7106103	5.8	2.6	13.5	1.0	12.2	10.6	---	---	20
C	250.0	M	435952	7108270	11.8	1.6	21.9	2.0	19.5	16.4	---	---	53
D	258.0	M	435975	7108659	5.3	0.5	9.3	1.3	7.9	6.3	---	---	211
E	261.4	B?	435982	7108831	12.3	0.9	24.6	1.7	20.9	6.0	---	---	20
F	265.0	M	435985	7109017	1.1	0.6	2.0	3.3	1.1	2.0	---	---	409
G	283.9	B?	436006	7109992	0.4	2.3	1.3	3.5	5.1	16.3	---	---	0
H	310.0	M	436043	7111106	0.3	0.1	2.0	0.8	0.3	2.9	---	---	172
I	316.5	B?	436029	7111353	5.3	5.0	11.3	3.9	16.2	26.5	---	---	0
J	320.0	B?	436018	7111491	4.4	6.0	13.2	6.4	12.7	32.4	---	---	0
K	325.5	B	436004	7111722	20.3	26.2	33.4	37.0	117.9	63.6	5.8	12	0
L	335.7	B?	435993	7112161	5.7	2.5	5.7	3.8	8.2	20.2	18.4	51	20
M	346.4	S?	435992	7112682	1.0	5.4	1.7	8.4	0.5	61.0	---	---	41
N	359.4	B?	436020	7113342	4.3	4.0	3.4	5.3	4.7	32.4	5.5	56	0
O	371.6	B?	436031	7113934	7.4	8.3	10.9	8.9	17.1	29.8	5.1	35	0
P	376.1	D	436033	7114147	13.1	17.3	16.8	22.6	54.2	61.9	4.8	28	0
Q	380.3	D	436035	7114347	4.4	11.4	5.5	5.4	17.1	34.5	2.0	21	0
R	389.0	B	436041	7114742	4.4	2.0	8.6	0.6	9.0	1.5	15.6	50	0
S	394.4	D	436044	7114985	2.9	4.4	8.3	3.3	17.7	16.6	2.4	53	0
T	517.5	M	436109	7119259	0.5	0.3	0.8	1.9	0.7	3.4	---	---	0
U	540.0	B?	436147	7120348	0.7	0.9	1.3	3.1	11.4	16.2	---	---	0
V	620.0	S	436124	7123441	1.5	0.1	0.7	0.1	1.9	2.7	---	---	6
W	670.0	S	436141	7125424	3.6	1.6	2.4	2.0	3.2	12.8	---	---	20
X	722.0	S	436166	7127541	4.3	2.3	6.6	2.0	5.9	18.4	---	---	20
Y	772.7	B?	436237	7130102	2.2	9.7	5.2	13.7	23.9	61.5	---	---	0
Z	780.4	B?	436230	7130501	0.0	4.0	0.9	4.4	15.1	30.9	---	---	0

CX = COAXIAL
CP = COPLANAR

Note: EM values shown above are local amplitudes

*Estimated Depth may be unreliable because the stronger part of the conductor may be deeper or to one side of the flight line, or because of a shallow dip or magnetite/overburden effects

JOB 659

EM Anomaly List

Label	Fid	Interp	XUTM m	YUTM m	CX 1104 HZ Real ppm	CX 1104 HZ Quad ppm	CP 877 HZ Real ppm	CP 877 HZ Quad ppm	CP 7180 HZ Real ppm	CP 7180 HZ Quad ppm	Vertical Dike COND siemens	Vertical Dike DEPTH* m	Mag. Corr NT
LINE 10300													
AA	785.8	B?	436223	7130773	1.6	3.6	1.5	3.9	6.8	15.7	---	---	5
AB	788.4	B?	436220	7130899	1.6	6.5	1.7	6.7	13.0	33.4	1.0	20	0
AC	808.5	B?	436246	7131886	1.9	5.6	1.7	4.8	3.6	22.2	1.4	21	20
AD	810.3	B?	436246	7131973	1.0	5.6	2.1	7.4	14.9	37.5	0.6	7	0
AE	845.0	S	436275	7133498	7.8	1.4	0.2	1.3	1.3	8.9	---	---	0
AF	905.0	S	436273	7135761	0.8	1.3	0.4	1.4	0.9	12.0	---	---	0
AG	947.7	S	436314	7137259	8.0	2.7	1.2	2.9	1.9	19.8	---	---	18
AH	973.5	B?	436325	7138129	0.3	2.6	0.5	0.7	4.5	0.3	---	---	20
AI	982.0	B?	436317	7138533	9.9	1.4	0.8	0.8	1.6	8.7	98.0	57	0
AJ	995.2	B?	436332	7139167	3.1	6.7	3.9	7.4	24.4	27.1	2.0	18	202
AK	1015.4	B	436357	7139924	2.8	14.3	4.8	18.8	44.6	84.3	1.0	0	0
AL	1016.8	B	436362	7139968	4.0	16.1	4.8	18.8	44.6	84.4	1.4	0	0
AM	1024.6	B	436385	7140198	5.8	2.3	0.0	2.7	6.2	35.8	---	---	0
LINE 10301													
A	1133.4	B?	436316	7140000	1.9	6.4	3.2	9.4	27.1	31.8	1.3	1	0
B	1159.9	B	436410	7141206	6.0	24.3	5.1	30.7	60.7	152.3	1.6	7	0
C	1166.9	B	436412	7141563	4.1	5.8	6.3	6.0	31.9	32.4	3.0	56	46
D	1172.5	B	436392	7141851	1.1	36.0	5.0	52.5	90.7	285.1	0.4	9	0
E	1189.0	B	436379	7142713	9.8	9.6	14.5	12.8	30.5	10.2	---	---	0
F	1191.3	B	436374	7142842	16.1	21.8	24.7	34.0	75.5	15.2	5.0	23	0
G	1193.5	B	436371	7142965	16.9	33.7	25.7	51.7	118.4	163.3	2.8	24	0
H	1200.5	B?	436365	7143347	1.9	4.2	0.2	3.1	6.0	14.1	1.7	36	0
I	1204.8	B	436362	7143552	5.9	7.3	3.6	8.6	21.6	34.0	---	---	40
J	1212.1	B	436378	7143862	7.0	17.6	10.6	27.4	74.7	91.2	2.4	11	0
K	1226.3	D	436397	7144402	2.1	1.7	0.6	0.1	0.7	0.7	5.4	64	28
L	1242.3	B	436422	7145048	1.3	9.4	1.1	13.0	34.1	67.8	0.6	2	0
M	1270.2	D	436428	7145998	0.1	4.7	2.0	5.6	15.5	26.4	---	---	0
N	1273.8	B	436440	7146173	1.7	12.0	3.3	15.0	30.7	53.7	0.6	0	0
O	1275.9	B	436451	7146285	4.2	17.8	4.7	22.2	67.3	79.2	---	---	107
P	1281.0	B	436468	7146566	2.7	1.8	4.7	27.5	73.5	5.8	7.7	72	0
Q	1291.2	B?	436458	7147130	1.3	5.2	1.6	5.1	15.6	24.0	---	---	40
R	1295.5	B?	436453	7147336	3.1	8.0	4.1	9.7	22.9	64.4	1.8	26	0
S	1314.0	D	436454	7148159	2.4	6.4	3.7	6.9	16.1	26.9	1.6	32	0
T	1316.3	D	436459	7148282	2.1	10.0	4.2	11.4	25.0	50.0	1.0	16	0
U	1322.2	B	436468	7148624	4.6	6.6	8.4	9.6	25.5	20.6	3.0	39	40
V	1326.4	B	436474	7148856	0.4	5.9	3.6	9.1	23.2	24.9	0.4	0	0
LINE 10310													
A	8312.5	M	436322	7105232	0.1	2.4	16.9	5.2	15.3	18.1	---	---	78
B	8297.5	M	436370	7105879	4.8	0.1	10.2	1.3	8.8	2.0	---	---	0
C	8243.5	M	436345	7108341	1.0	0.6	1.1	2.3	0.3	11.3	---	---	0
D	8223.5	M	436376	7109145	0.1	0.6	1.5	3.6	1.4	6.8	---	---	0
E	8222.0	B?	436377	7109203	0.2	1.3	5.3	1.9	4.9	6.8	---	---	24
F	8214.0	B?	436391	7109552	14.9	1.5	31.0	2.6	31.5	15.0	---	---	0
G	8207.0	M	436401	7109903	2.5	4.7	7.0	6.2	7.4	38.4	---	---	24

CX = COAXIAL
CP = COPLANAR

Note: EM values shown above are local amplitudes

*Estimated Depth may be unreliable because the stronger part of the conductor may be deeper or to one side of the flight line, or because of a shallow dip or magnetite/overburden effects

JOB 659

EM Anomaly List

Label	Fid	Interp	XUTM m	YUTM m	CX 1104 HZ Real ppm	CX 1104 HZ Quad ppm	CP 877 HZ Real ppm	CP 877 HZ Quad ppm	CP 7160 HZ Real ppm	CP 7160 HZ Quad ppm	Vertical Dike COND siemens	Vertical Dike DEPTH* m	Mag. Corr NT
LINE 10310													
H	8196.0	M	436407	7110469	1.3	3.1	0.2	4.3	5.0	40.8	---	---	0
I	8174.2	E	436367	7111611	3.9	15.1	46.0	82.0	234.4	178.5	1.4	9	0
J	8171.0	B	436378	7111769	37.0	58.7	63.8	88.0	234.9	177.1	5.2	11	0
K	8165.0	B	436408	7112042	30.1	47.1	33.9	62.9	199.8	198.3	4.9	20	0
L	8155.7	B	436452	7112459	2.2	16.2	8.1	19.3	57.4	92.2	0.7	8	26
M	8143.1	B?	436442	7113046	4.8	0.0	4.9	5.0	10.8	24.1	---	---	0
N	8134.0	B?	436430	7113528	6.2	4.7	10.5	5.8	12.1	17.5	8.6	36	0
O	8129.3	D	436434	7113750	3.4	3.8	3.8	3.2	6.2	15.8	4.1	46	0
P	8122.5	D	436434	7114012	4.8	5.0	7.3	13.4	32.8	41.0	4.9	39	0
Q	8119.2	D	436435	7114143	12.2	22.2	3.6	8.9	25.5	36.9	2.9	22	0
R	8106.8	D	436432	7114656	5.0	3.1	6.0	3.8	0.5	10.2	---	---	0
S	8101.8	D	436426	7114856	3.4	4.1	1.6	2.2	7.1	9.3	3.6	43	0
T	8026.5	M	436447	7118641	2.2	0.7	6.7	0.5	6.2	4.1	---	---	24
U	8017.5	M	436450	7119001	0.5	1.2	11.8	1.5	13.3	7.7	---	---	0
V	8002.8	M	436402	7119423	0.0	1.1	13.1	10.5	13.4	15.0	---	---	0
W	8000.7	D	436406	7119477	20.7	1.9	20.9	2.4	7.5	15.0	---	---	0
X	7986.8	D	436463	7119915	1.3	2.8	2.8	3.4	9.6	22.7	---	---	0
Y	7902.0	M	436561	7123879	0.1	1.4	1.3	3.5	0.9	13.4	---	---	24
Z	7886.4	S	436629	7124672	1.4	6.5	1.2	8.9	13.4	58.2	0.9	17	24
AA	7868.5	M	436573	7125484	1.8	0.9	6.0	1.6	4.8	10.9	---	---	24
AB	7840.9	B?	436474	7126234	2.2	1.8	2.4	3.1	5.0	24.0	---	---	0
AC	7827.0	S	436505	7126845	0.0	2.7	0.5	3.5	1.0	27.9	---	---	0
AD	7809.3	S	436575	7127430	0.3	1.4	0.1	1.7	1.0	12.0	---	---	0
AE	7796.0	S	436589	7128089	2.1	1.7	0.8	2.6	1.6	15.8	---	---	0
AF	7758.5	B	436639	7129685	0.6	8.7	2.8	11.4	27.0	52.5	0.4	0	0
AG	7753.5	B	436640	7129942	3.3	5.1	3.1	8.7	16.8	39.8	---	---	0
AH	7730.6	B?	436609	7130949	4.6	8.2	4.2	11.6	48.8	46.0	2.2	42	0
AI	7724.7	B?	436608	7131219	4.0	3.3	3.1	4.8	5.5	32.6	---	---	0
AJ	7675.0	S	436595	7133315	2.1	2.1	0.3	3.2	2.3	22.8	---	---	0
AK	7584.8	B?	436687	7137066	0.4	7.7	0.5	9.0	5.6	65.1	---	---	0
AL	7560.0	S	436690	7137910	2.3	3.0	0.4	4.5	2.6	33.7	---	---	0
AM	7543.0	D	436704	7138727	3.6	16.5	10.9	29.8	85.5	108.1	1.2	8	93
AN	7539.4	D	436714	7138897	7.2	19.2	11.9	29.8	85.5	97.5	2.3	7	0
AO	7533.0	B	436724	7139184	3.3	6.2	7.7	13.7	40.9	59.4	1.8	58	24
AP	7523.1	B	436729	7139651	7.7	27.2	16.4	32.2	65.3	149.9	1.9	2	0
AQ	7517.3	B	436749	7139926	6.2	6.4	8.7	3.4	11.9	25.1	5.5	39	24
AR	7505.5	B?	436771	7140382	4.9	2.7	8.8	0.3	2.4	0.9	12.8	52	0
AS	7500.9	B?	436761	7140500	4.0	4.7	5.9	5.4	2.2	55.6	3.9	57	0
AT	7494.8	B?	436747	7140669	3.5	0.0	6.1	9.2	31.4	11.0	999.0	101	0
AU	7488.9	B	436745	7140895	7.5	23.3	17.5	33.9	82.3	127.8	2.1	3	24
AV	7486.5	B	436743	7140986	4.9	21.1	13.6	25.9	64.9	97.9	1.4	5	24
AW	7471.7	B	436749	7141393	6.8	19.5	19.2	28.1	69.7	143.7	2.2	12	0
AX	7468.9	B	436757	7141473	8.0	20.4	19.2	26.8	69.7	137.4	2.5	14	24
AY	7463.8	B	436776	7141647	2.5	6.9	3.2	9.5	23.2	37.4	---	---	0
AZ	7456.4	B	436802	7141906	2.6	0.7	4.4	0.1	0.7	2.4	26.2	77	0
BA	7450.1	B	436806	7142120	0.6	3.6	0.3	6.4	17.6	40.6	0.7	21	0

CX = COAXIAL
CP = COPLANAR

Note: EM values shown above are local amplitudes

*Estimated Depth may be unreliable because the stronger part of the conductor may be deeper or to one side of the flight line, or because of a shallow dip or magnetite/overburden effects

EM Anomaly List

Label	Fid	Interp	XUTM m	YUTM m	CX 1104 HZ Real ppm	CX 1104 HZ Quad ppm	CP 877 HZ Real ppm	CP 877 HZ Quad ppm	CP 7180 HZ Real ppm	CP 7180 HZ Quad ppm	Vertical Dike COND siemens	Vertical Dike DEPTH* m	Mag. Corr NT
LINE 10310													
BB	7444.5	B	436800	7142312	6.7	1.8	10.9	0.7	19.0	14.1	38.9	47	0
BC	7436.8	B	436792	7142594	1.6	3.6	0.2	1.9	68.6	109.6	1.7	44	0
BD	7430.5	B	436788	7142831	4.1	18.4	16.6	29.5	74.4	109.3	1.3	1	145
BE	7427.6	B	436789	7142941	11.6	9.5	10.4	14.3	47.4	22.9	9.2	26	24
BF	7421.8	B	436795	7143138	8.5	18.6	3.2	19.3	42.7	112.9	2.9	14	0
BG	7415.4	B	436814	7143411	0.6	4.3	0.8	3.5	3.6	26.9	---	---	24
BH	7401.0	D	436832	7144148	2.2	14.9	13.9	20.8	48.8	70.1	0.7	0	0
BI	7397.1	D	436825	7144352	6.3	15.6	13.1	17.7	41.0	75.5	---	---	122
BJ	7381.8	B	436789	7145133	2.6	17.2	5.9	27.5	58.9	157.1	---	---	0
BK	7377.2	D	436779	7145355	6.8	24.7	6.3	25.8	52.8	153.8	1.8	8	24
BL	7372.4	D	436777	7145563	3.1	4.0	6.1	0.9	0.8	6.1	3.0	59	0
BM	7366.1	D	436776	7145788	7.4	9.7	9.1	7.3	39.1	58.2	4.0	39	0
BN	7361.8	D	436780	7145925	4.0	8.4	11.4	12.0	31.6	60.5	2.3	29	0
BO	7356.0	D	436788	7146095	1.4	8.6	3.5	6.6	7.4	41.5	0.7	12	259
BP	7348.6	D	436799	7146323	4.8	5.8	14.8	2.0	0.3	25.2	4.0	50	0
BQ	7342.8	D	436792	7146508	4.1	10.5	4.2	17.2	44.2	77.7	2.0	26	0
BR	7340.1	D	436789	7146600	1.0	6.8	3.3	8.5	12.4	39.9	0.6	16	0
BS	7321.5	B?	436814	7147393	2.5	1.6	1.9	2.9	3.9	16.7	---	---	0
BT	7318.6	B?	436825	7147545	2.5	0.6	2.1	0.6	9.3	12.9	---	---	0
BU	7307.6	D	436828	7148047	0.4	5.3	3.7	8.8	21.1	20.5	0.4	0	31
BV	7299.1	B	436822	7148334	0.8	1.7	0.0	0.4	0.3	11.0	---	---	24
BW	7292.5	D	436817	7148521	1.3	5.1	3.1	11.3	21.5	63.9	---	---	24
BX	7290.1	D	436814	7148596	3.1	10.8	3.1	11.3	21.5	63.9	---	---	24
BY	7283.8	D	436815	7148809	5.8	15.4	3.1	14.6	23.8	83.6	2.2	19	0
LINE 10320													
A	6201.5	M	436674	7105634	0.0	1.6	0.8	6.6	0.5	19.4	---	---	137
B	6203.0	B?	436672	7105709	4.9	1.9	13.9	3.8	11.1	16.0	---	---	50
C	6223.5	M	436744	7106731	0.0	1.1	6.8	3.6	5.5	17.5	---	---	157
D	6245.0	M	436784	7107584	1.7	0.8	0.4	2.0	0.5	5.2	---	---	182
E	6265.0	M	436707	7108526	1.3	0.5	3.4	1.1	1.9	0.2	---	---	17
F	6277.5	M	436703	7109166	0.2	1.3	1.4	2.5	1.0	9.5	---	---	343
G	6297.5	B?	436781	7110213	3.7	1.9	7.0	2.4	7.5	10.3	---	---	0
H	6301.5	B?	436811	7110404	2.4	1.9	5.9	0.7	7.8	11.2	---	---	41
I	6305.0	B?	436836	7110555	2.4	1.3	5.9	1.5	7.8	4.3	---	---	0
J	6334.1	B	436839	7111828	8.5	17.4	8.1	13.3	25.6	65.8	3.1	19	0
K	6339.7	B	436832	7112083	25.4	40.8	40.0	63.4	186.8	213.0	4.5	22	0
L	6347.2	D	436828	7112445	3.0	5.6	0.7	1.3	9.4	7.1	1.7	65	58
M	6350.7	B	436832	7112619	4.5	9.3	4.0	13.9	37.9	46.8	2.4	28	0
N	6353.0	B	436838	7112733	4.8	11.0	5.3	15.5	44.8	58.8	2.3	16	17
O	6388.1	D	436868	7114073	1.7	4.8	2.4	3.2	10.8	13.0	1.4	10	0
P	6393.0	B	436874	7114262	0.3	1.1	0.3	0.9	6.2	12.5	---	---	0
Q	6405.2	D	436885	7114780	6.0	9.6	3.9	12.0	28.9	40.9	2.8	36	0
R	6498.5	M	436881	7118417	0.3	1.1	1.4	2.7	0.8	9.6	---	---	28
S	6514.0	M	436885	7119036	0.5	2.0	1.6	4.0	3.3	16.0	---	---	0
T	6517.5	D	436899	7119208	7.9	5.0	12.6	4.9	16.7	34.0	12.0	35	0

CX = COAXIAL
CP = COPLANAR

Note: EM values shown above are local amplitudes

*Estimated Depth may be unreliable because the stronger part of the conductor may be deeper or to one side of the flight line, or because of a shallow dip or magnetite/overburden effects

JOB 659

EM Anomaly List

Label	Fid	Interp	XUTM m	YUTM m	CX 1104 HZ Real ppm	CX 1104 HZ Quad ppm	CP 877 HZ Real ppm	CP 877 HZ Quad ppm	CP 7180 HZ Real ppm	CP 7180 HZ Quad ppm	Vertical Dike COND siemens	Vertical Dike DEPTH* m	Mag. Corr NT
LINE 10320													
U	6640.2	B	436962	7124927	1.3	8.4	4.1	14.9	57.8	43.2	0.6	2	0
V	6672.5	S	437002	7126344	3.5	4.4	3.7	5.1	8.6	35.2	---	---	0
W	6720.0	M	437015	7128538	3.0	1.8	0.5	2.5	1.0	10.6	---	---	0
X	6735.0	B	436988	7129269	4.3	5.3	3.7	8.7	24.2	35.6	3.7	48	0
Y	6914.4	B?	437038	7136875	4.0	6.6	1.6	6.7	9.3	43.5	2.4	53	15
Z	6951.3	S	437078	7138321	6.8	4.0	0.7	4.8	6.7	29.5	---	---	0
AA	6972.4	B	437168	7139147	7.3	20.0	7.9	20.4	51.9	79.4	2.3	6	0
AB	6989.4	B	437162	7139788	3.3	5.7	1.1	6.8	16.2	36.3	---	---	0
AC	6997.3	B	437135	7140131	4.2	4.8	4.2	4.8	17.0	17.0	4.2	42	0
AD	7012.1	B	437114	7140632	5.4	4.8	0.7	4.5	16.9	8.2	6.6	43	0
AE	7015.1	B	437115	7140759	2.7	21.9	8.2	27.5	71.6	100.8	0.7	2	0
AF	7016.0	B	437115	7140801	3.5	32.8	10.2	40.1	92.5	168.9	0.7	0	0
AG	7027.0	B	437105	7141349	2.5	8.8	3.8	13.7	29.3	40.5	---	---	0
AH	7032.6	B	437117	7141643	0.1	18.4	0.4	21.0	66.3	81.9	0.4	0	0
AI	7047.8	B	437150	7142416	1.5	9.0	2.6	10.1	18.6	74.6	0.7	11	4
AJ	7089.1	B	437155	7144258	10.4	24.9	12.3	33.5	89.4	124.3	2.9	9	0
AK	7115.0	H	437225	7145109	1.2	2.8	1.2	5.4	12.5	31.8	---	---	0
AL	7137.7	B	437209	7146058	0.5	16.9	0.8	22.8	57.0	147.8	0.4	3	0
AM	7138.5	D	437209	7146101	0.3	17.2	0.4	22.8	57.0	147.8	---	---	0
AN	7150.1	B	437224	7146753	9.5	30.7	11.9	43.5	101.3	216.0	2.2	5	17
AO	7156.0	B?	437237	7147078	3.2	7.6	6.3	23.4	57.5	106.0	---	---	0
AP	7175.4	D	437209	7148022	2.5	7.7	3.5	10.4	15.8	51.8	1.5	25	0
AQ	7191.0	B	437216	7148729	3.3	8.2	0.3	12.0	16.5	69.3	1.9	27	0
AR	7194.9	D	437226	7148937	0.4	0.3	0.3	9.9	15.9	63.7	---	---	0
AS	7201.9	B	437250	7149328	2.8	4.1	10.7	6.7	18.3	7.0	2.5	46	17
LINE 10330													
A	5156.6	B	437534	7140145	8.8	19.4	18.9	24.2	68.7	105.8	2.9	9	5
B	5153.6	B	437538	7140267	8.5	11.8	14.6	10.8	31.0	44.4	3.9	28	20
C	5135.1	B?	437562	7140667	2.2	14.0	3.4	17.8	27.9	114.0	0.8	6	0
D	5125.0	B	437569	7140989	0.6	5.3	1.1	6.9	7.2	48.9	---	---	15
E	5114.4	B	437566	7141408	4.3	3.4	1.8	3.0	1.5	17.9	---	---	0
F	5084.5	B	437552	7142434	4.6	7.0	1.0	6.2	7.8	41.5	2.7	46	0
G	5058.5	B	437539	7143564	2.4	17.8	7.1	25.2	68.9	82.1	0.7	0	20
H	5052.5	D	437564	7143874	3.2	12.2	1.8	12.4	33.3	67.2	1.3	13	0
I	5038.8	B	437602	7144490	2.7	8.5	6.2	11.4	37.3	57.0	1.4	14	205
J	5030.4	B	437616	7144888	2.9	7.5	5.0	11.0	17.9	66.5	1.8	30	75
K	5022.7	B	437632	7145259	5.0	5.3	5.6	8.9	36.7	41.8	4.8	46	0
L	5014.3	B	437632	7145662	0.2	8.9	6.6	9.7	28.3	46.1	---	---	53
M	4994.7	D	437635	7146358	4.1	15.4	0.9	9.3	10.1	56.0	1.5	5	0
N	4957.1	B	437623	7147315	3.6	4.7	2.2	7.6	14.6	44.7	---	---	20
O	4925.6	B	437642	7148695	3.6	5.9	1.4	8.0	21.9	44.4	2.3	46	0
P	4913.8	D	437657	7149138	14.4	18.3	4.7	20.0	48.0	84.9	5.3	28	0
Q	4905.0	D	437675	7149462	4.0	8.2	0.9	4.1	4.2	27.6	2.4	31	22

CX = COAXIAL
CP = COPLANAR

Note: EM values shown above are local amplitudes

*Estimated Depth may be unreliable because the stronger part of the conductor may be deeper or to one side of the flight line, or because of a shallow dip or magnetite/overburden effects

EM Anomaly List

Label	Fid	Interp	XUTM m	YUTM m	CX 1104 HZ Real ppm	CX 1104 HZ Quad ppm	CP 877 HZ Real ppm	CP 877 HZ Quad ppm	CP 7180 HZ Real ppm	CP 7180 HZ Quad ppm	Vertical Dike COND siemens	Vertical Dike DEPTH* m	Mag. Corr NT
LINE 10331													
A	6037.5	M	437049	7105353	7.1	1.5	13.7	4.2	3.3	17.7	---	---	0
B	6032.5	B?	437077	7105560	6.8	2.7	16.2	2.7	12.0	18.7	---	---	0
C	6030.0	M	437094	7105669	7.3	0.4	17.3	3.2	13.5	9.1	---	---	208
D	6017.0	M	437157	7106305	1.4	0.9	3.9	3.0	2.3	9.7	---	---	0
E	6008.0	B?	437133	7106750	12.2	3.1	27.7	7.8	24.3	27.5	53.2	41	0
F	6006.0	M	437130	7106850	0.0	2.4	16.4	7.5	15.9	27.1	---	---	0
G	5986.0	M	437163	7107834	0.0	0.7	16.4	1.2	15.7	3.7	---	---	0
H	5979.8	B?	437164	7108121	7.8	0.9	17.8	0.5	15.9	7.3	---	---	0
I	5975.0	M	437168	7108331	0.3	0.7	0.8	1.4	0.3	2.2	---	---	0
J	5951.5	M	437191	7109314	11.0	0.6	25.8	2.6	19.8	1.6	---	---	0
K	5948.1	B?	437187	7109428	11.3	0.9	25.8	5.0	19.8	16.6	---	---	0
L	5945.5	M	437184	7109518	5.9	2.0	18.5	5.0	16.2	16.6	---	---	0
M	5943.5	B?	437181	7109588	4.6	1.7	14.8	3.6	6.7	16.7	---	---	0
N	5926.9	B?	437145	7110294	1.5	3.5	6.4	3.5	10.8	22.7	---	---	0
O	5914.0	M	437055	7110898	0.0	2.1	2.8	3.3	1.0	12.4	---	---	139
P	5889.9	E	437202	7112064	5.6	6.9	8.8	15.7	39.4	40.4	4.0	47	0
Q	5887.3	B	437212	7112184	4.5	11.6	8.0	16.3	39.5	59.5	2.0	25	0
R	5883.5	D	437227	7112358	5.6	11.0	3.6	12.3	26.3	48.8	2.0	47	0
S	5881.2	D	437235	7112463	2.1	1.9	3.9	1.2	0.5	0.7	4.9	68	73
T	5877.5	D	437246	7112652	2.4	0.8	3.9	0.9	2.2	5.3	---	---	0
U	5875.0	D	437252	7112786	2.4	1.8	3.1	5.6	0.3	33.5	6.5	62	0
V	5872.0	S?	437260	7112945	0.3	2.2	2.3	5.6	2.9	33.5	---	---	0
W	5860.3	B	437275	7113562	0.1	5.1	3.1	7.9	19.6	35.0	---	---	22
X	5855.0	D	437275	7113847	3.4	3.4	3.4	2.4	8.4	12.4	4.6	47	0
Y	5840.1	B?	437287	7114575	2.3	4.2	2.4	6.2	11.7	33.7	---	---	0
Z	5836.3	D	437276	7114742	1.4	6.7	0.9	4.2	6.7	26.9	---	---	22
AA	5758.8	B?	437302	7118401	0.3	3.1	0.7	3.2	0.6	25.0	---	---	0
AB	5727.5	B?	437315	7119480	2.4	0.6	0.7	1.7	7.4	4.3	---	---	20
AC	5724.2	D	437327	7119610	4.1	2.7	0.6	0.7	4.5	2.8	9.0	47	21
AD	5701.4	D	437316	7120758	0.6	3.9	2.0	2.5	6.8	21.0	0.6	13	0
AE	5681.0	D	437333	7121588	0.7	2.3	0.8	1.0	2.6	6.9	1.0	30	0
AF	5662.6	S?	437321	7122357	1.7	2.8	0.9	3.2	6.4	23.0	---	---	0
AG	5642.0	S	437309	7123255	0.1	2.4	0.8	3.4	3.3	21.9	---	---	0
AH	5626.0	S	437306	7123923	0.1	1.6	0.2	2.3	2.3	12.7	---	---	0
AI	5575.0	S	437391	7125537	1.3	1.8	0.4	2.4	2.3	18.5	---	---	0
AJ	5555.0	S	437414	7126336	0.0	2.3	0.8	3.2	3.3	21.3	---	---	21
LINE 10332													
A	2002.8	B?	437350	7124408	3.6	1.9	1.0	4.2	3.5	33.2	12.4	61	0
B	1950.6	S	437360	7126091	3.6	2.4	0.9	7.8	0.3	54.9	---	---	0
C	1924.8	B?	437368	7127121	2.3	1.8	0.6	7.4	2.7	56.5	---	---	0
D	1920.0	S?	437368	7127321	0.4	5.0	1.8	7.5	2.2	57.1	---	---	0
E	1894.0	B	437387	7128345	7.7	16.2	16.9	25.5	63.5	73.2	2.9	22	9
F	1884.5	B?	437411	7128808	3.4	7.5	6.1	13.0	18.6	66.6	---	---	0
G	1880.4	B?	437424	7129024	2.0	3.8	1.6	4.5	12.2	24.3	1.5	70	2

CX = COAXIAL
CP = COPLANAR

Note: EM values shown above are local amplitudes

*Estimated Depth may be unreliable because the stronger part of the conductor may be deeper or to one side of the flight line, or because of a shallow dip or magnetite/overburden effects

EM Anomaly List

Label	Fid	Interp	XUTM m	YUTM m	CX 1104 HZ Real ppm	CX 1104 HZ Quad ppm	CP 877 HZ Real ppm	CP 877 HZ Quad ppm	CP 7180 HZ Real ppm	CP 7180 HZ Quad ppm	Vertical Dike COND siemens	Vertical Dike DEPTH* m	Mag. Corr NT
LINE 10332													
H	1823.1	S	437408	7131342	2.4	2.7	3.5	3.1	3.0	26.0	---	---	1
I	1814.3	S?	437456	7131712	3.0	1.1	1.0	1.4	0.1	9.4	---	---	6
J	1680.0	S	437499	7136716	2.9	4.1	1.0	6.2	4.2	37.5	---	---	0
K	1644.1	D	437527	7138016	1.3	9.5	2.3	8.4	9.4	51.9	0.6	9	7
L	1640.5	B?	437532	7138185	3.5	4.7	1.7	5.6	4.1	29.9	---	---	9
M	1638.8	D	437533	7138265	2.0	5.0	1.9	2.6	11.3	11.3	1.6	40	0
N	1636.5	D	437533	7138366	2.1	3.8	3.7	9.1	18.4	56.0	1.6	73	0
O	1632.5	B	437530	7138548	2.7	5.8	5.4	8.8	17.1	54.0	---	---	0
P	1628.0	D	437523	7138750	1.8	9.7	2.7	9.7	43.1	60.3	0.8	15	0
Q	1626.0	D	437521	7138844	5.4	7.4	12.1	18.6	67.9	17.4	---	---	54
R	1621.4	B	437523	7139065	5.8	8.6	11.3	13.2	50.3	42.9	3.1	42	0
S	1618.1	B	437529	7139228	4.4	2.5	7.4	0.3	0.2	19.5	11.4	56	10
T	1614.2	B	437534	7139417	6.5	2.0	9.5	0.4	0.0	2.1	34.1	47	152
U	1608.0	B?	437541	7139711	6.4	1.5	3.5	1.5	15.3	9.3	48.7	47	0
V	1605.3	B?	437543	7139830	6.4	3.4	3.1	29.6	27.3	196.4	14.3	46	0
W	1601.1	B?	437543	7140011	2.0	23.5	0.4	32.7	83.4	204.6	0.5	2	9
X	1598.1	B	437543	7140130	12.5	20.0	27.1	23.1	82.3	105.3	---	---	0
Y	1594.4	B	437544	7140270	11.7	8.1	24.4	10.1	42.2	35.9	---	---	15
Z	1591.0	M	437548	7140376	0.1	4.9	13.1	7.4	6.9	35.8	---	---	71
AA	1576.1	B	437540	7140659	3.4	9.3	6.8	11.2	20.8	74.0	1.8	21	9
AB	1565.7	B	437548	7140934	1.3	3.8	3.0	2.8	12.3	21.7	---	---	0
AC	1549.1	D	437535	7141534	4.5	7.6	6.8	13.1	22.6	51.9	2.3	51	44
AD	1544.9	D	437530	7141697	3.2	5.5	3.6	3.0	15.2	6.3	2.0	51	0
LINE 10340													
A	3784.9	B?	437404	7105126	13.7	1.6	45.6	0.6	26.7	4.9	---	---	22
B	3787.0	D	437417	7105220	17.4	3.5	45.6	2.3	52.8	14.7	---	---	0
C	3791.1	B	437453	7105405	19.2	2.2	8.1	4.8	9.4	16.5	---	---	58
D	3793.5	M	437474	7105515	0.0	1.5	0.9	6.0	0.5	8.6	---	---	8
E	3795.0	D	437486	7105581	0.0	1.6	1.5	6.0	0.7	8.6	---	---	0
F	3799.9	B?	437517	7105806	30.7	1.8	64.3	0.7	58.7	9.6	---	---	22
G	3820.0	B?	437556	7106580	3.2	2.1	13.8	7.7	12.9	21.0	---	---	219
H	3825.4	B?	437555	7106821	36.9	0.3	75.4	6.7	67.4	0.6	---	---	22
I	3835.8	B?	437549	7107301	8.8	2.9	14.7	2.7	15.2	21.2	---	---	22
J	3860.0	M	437556	7108358	0.0	2.3	49.5	6.1	43.0	19.0	---	---	0
K	3861.5	B?	437557	7108420	5.1	3.4	15.2	5.9	13.7	23.3	---	---	22
L	3863.0	M	437558	7108481	5.1	3.4	15.2	6.1	13.7	23.3	---	---	0
M	3877.5	M	437576	7109118	0.5	1.6	2.1	5.3	1.6	11.5	---	---	480
N	3882.0	M	437573	7109321	4.4	0.9	10.6	6.2	8.8	2.8	---	---	0
O	3889.5	M	437576	7109668	14.4	0.9	33.1	1.8	29.9	18.5	---	---	218
P	3898.3	B?	437588	7110094	1.3	1.3	0.0	2.4	14.1	8.0	---	---	110
Q	3901.0	M	437592	7110227	1.0	1.1	4.6	3.8	3.2	6.7	---	---	0
R	3903.9	B?	437596	7110370	8.0	2.1	22.6	0.6	19.1	5.2	---	---	0
S	3914.5	M	437599	7110890	0.8	1.8	1.3	2.3	1.2	12.3	---	---	40
T	3916.8	B?	437601	7111001	3.1	2.0	4.7	2.5	6.0	16.5	---	---	22
U	3935.0	M	437602	7111790	0.2	4.2	1.2	6.5	2.5	30.5	---	---	0

CX = COAXIAL
CP = COPLANAR

Note: EM values shown above are local amplitudes

*Estimated Depth may be unreliable because the stronger part of the conductor may be deeper or to one side of the flight line, or because of a shallow dip or magnetite/overburden effects

EM Anomaly List

Label	Fid	Interp	XUTM m	YUTM m	CX 1104 HZ Real ppm	CX 1104 HZ Quad ppm	CP 877 HZ Real ppm	CP 877 HZ Quad ppm	CP 7180 HZ Real ppm	CP 7180 HZ Quad ppm	Vertical Dike COND siemens	Vertical Dike DEPTH* m	Mag. Corr NT
LINE 10340													
V	3937.7	B	437602	7111906	17.3	35.4	27.2	44.2	119.8	256.5	3.9	18	0
W	3939.1	B	437603	7111968	19.3	35.4	31.3	44.5	133.7	256.5	3.4	28	0
X	3942.0	B	437603	7112102	19.3	19.1	32.5	44.3	133.7	241.9	8.4	21	22
Y	3943.5	D	437603	7112170	5.0	19.1	24.5	32.6	117.6	123.1	---	---	0
Z	3946.9	B	437606	7112322	5.1	11.6	8.0	12.3	39.2	42.5	2.4	13	0
AA	3949.0	B	437610	7112415	5.1	11.6	8.1	12.3	39.2	42.5	---	---	0
AB	3954.7	D	437629	7112651	0.1	1.0	1.2	0.8	1.2	6.1	---	---	0
AC	3960.1	B	437643	7112867	1.4	1.1	1.2	1.1	2.4	7.3	---	---	0
AD	3968.1	B	437656	7113156	2.0	2.4	2.5	2.2	6.5	11.2	---	---	22
AE	3974.5	B?	437665	7113360	1.9	0.5	1.3	0.4	0.1	1.9	---	---	0
AF	3981.0	D	437667	7113597	2.6	2.6	0.6	5.7	12.6	26.4	---	---	160
AG	3983.6	D	437667	7113697	0.3	9.7	0.6	9.4	18.2	55.2	0.4	0	0
AH	3998.0	B?	437655	7114252	2.3	2.5	0.1	2.1	0.7	14.1	---	---	0
AI	4006.2	D	437622	7114631	2.5	4.6	0.1	3.0	9.0	19.4	---	---	0
AJ	4025.0	M	437605	7115422	0.7	0.6	0.9	2.1	0.6	10.5	---	---	0
AK	4040.5	M	437617	7116011	2.1	1.1	5.0	1.8	2.5	4.8	---	---	27
AL	4047.0	B?	437629	7116330	3.5	3.7	10.6	2.1	14.6	7.7	---	---	22
AM	4052.5	B	437632	7116586	2.8	0.3	5.1	3.8	10.2	2.8	---	---	0
AN	4059.6	B	437629	7116897	2.3	3.5	3.0	5.3	17.0	17.3	2.3	59	0
AO	4105.0	S	437665	7118718	0.0	2.2	0.6	2.7	0.7	20.4	---	---	0
AP	4205.0	S	437749	7123050	1.7	1.4	1.0	2.4	6.3	13.5	---	---	0
AQ	4286.7	S?	437762	7126361	2.2	3.2	0.9	4.3	10.4	24.8	---	---	22
AR	4309.4	B?	437714	7127334	2.1	6.0	2.4	6.5	8.4	36.8	---	---	0
AS	4317.2	B	437725	7127729	0.9	7.3	5.9	10.8	24.2	40.6	---	---	6
AT	4320.2	B	437733	7127877	0.6	14.3	8.2	19.6	41.1	91.8	---	---	0
AU	4342.0	S?	437756	7128772	5.5	1.5	0.4	2.7	4.1	17.6	---	---	0
AV	4369.9	B?	437848	7129875	1.8	2.9	0.5	2.5	5.1	18.5	---	---	0
AW	4393.0	S?	437816	7130649	1.6	3.0	0.6	2.2	3.6	15.9	---	---	0
AX	4482.0	M	437875	7134063	0.4	1.3	0.3	2.6	0.3	16.8	---	---	0
AY	4487.5	M	437862	7134325	1.2	0.7	2.8	1.5	2.8	4.2	---	---	0
AZ	4513.0	S	437867	7135580	1.4	2.1	0.8	2.7	3.9	12.0	---	---	22
BA	4555.0	S	437869	7137120	1.8	2.2	0.8	4.1	0.7	27.3	---	---	0
BB	4570.3	D	437891	7137804	5.2	5.1	0.9	3.1	4.0	28.1	5.5	47	0
BC	4575.0	D	437900	7137960	0.7	2.0	1.0	3.3	0.9	28.8	---	---	22
BD	4580.5	D	437910	7138127	1.2	1.6	0.4	1.8	1.8	9.2	---	---	0
BE	4584.6	B	437924	7138250	0.4	3.4	0.1	3.8	3.1	26.6	---	---	13
BF	4597.6	D	437969	7138698	0.6	4.8	0.6	2.9	4.8	19.6	---	---	0
BG	4604.5	B	437987	7138985	0.9	5.4	2.7	10.2	22.2	41.5	---	---	0
BH	4607.7	B	437997	7139123	5.5	12.3	6.8	15.0	39.5	60.8	---	---	0
BI	4611.5	D	438006	7139281	9.6	18.9	12.4	24.0	71.2	71.6	2.4	31	189
BJ	4614.9	D	438009	7139418	6.6	25.5	13.9	33.2	79.0	156.0	1.7	2	0
BK	4648.5	B?	438006	7140827	1.0	13.4	5.8	17.2	45.0	65.1	---	---	0
BL	4651.5	B?	438007	7140987	1.8	14.3	2.5	18.6	52.5	75.9	---	---	0
BM	4667.5	S?	437993	7141794	4.3	0.0	4.5	5.7	7.8	3.0	---	---	0
BN	4673.0	S?	437991	7142063	0.7	8.8	0.5	11.6	25.1	76.6	---	---	0
BO	4695.5	E	437972	7143216	0.7	5.9	1.7	5.4	19.4	14.3	0.5	0	0

CX = COAXIAL
CP = COPLANAR

Note: EM values shown above are local amplitudes

*Estimated Depth may be unreliable because the stronger part of the conductor may be deeper or to one side of the flight line, or because of a shallow dip or magnetite/overburden effects

JOB 659

EM Anomaly List

Label	Fid	Interp	XUTM m	YUTM m	CX 1104 HZ Real ppm	CX 1104 HZ Quad ppm	CP 877 HZ Real ppm	CP 877 HZ Quad ppm	CP 7180 HZ Real ppm	CP 7180 HZ Quad ppm	Vertical Dike COND siemens	Vertical Dike DEPTH* m	Mag. Corr NT
LINE 10340													
BP	4698.4	B?	437986	7143333	6.1	14.3	8.4	21.3	56.2	55.2	2.4	12	16
BQ	4700.3	B?	437993	7143448	8.3	15.6	8.4	22.0	56.3	63.3	---	---	7
BR	4708.1	B?	438026	7143817	1.1	1.1	1.5	0.4	1.9	20.2	---	---	0
BS	4715.7	D	438021	7144106	3.6	5.4	2.5	4.9	17.2	5.0	---	---	0
BT	4720.7	B	438018	7144289	6.2	8.6	6.7	4.8	10.0	14.6	3.5	33	0
BU	4726.6	B	438024	7144530	2.0	8.9	5.7	14.3	32.0	66.0	1.0	12	0
BV	4735.4	B	438022	7144924	9.9	29.8	23.7	46.4	101.9	203.5	2.4	8	22
BW	4741.0	B	438022	7145162	4.4	7.6	17.2	37.9	76.7	1.8	---	---	28
BX	4748.8	B	438029	7145476	2.9	7.3	1.6	8.4	25.0	46.9	1.8	23	0
BY	4761.8	D	438058	7145949	5.6	8.7	0.2	3.5	9.2	49.6	2.8	35	66
BZ	4774.8	D	438092	7146396	16.4	46.0	11.3	54.8	142.0	178.4	3.0	0	153
CA	4799.6	B	438073	7147551	3.9	8.2	6.0	12.5	24.8	60.9	2.3	25	0
CB	4830.4	B	438095	7148955	3.1	7.8	4.2	11.7	35.7	39.7	1.9	29	21
CC	4836.7	B	438113	7149253	5.6	8.9	11.1	16.3	42.7	69.3	2.7	51	0
LINE 10350													
A	3689.8	D	437949	7105321	4.9	2.6	9.0	1.1	9.5	10.6	13.1	44	0
B	3674.2	B?	437980	7106043	4.4	1.3	10.2	1.0	7.8	5.5	---	---	31
C	3670.0	M	437981	7106225	11.2	0.5	23.6	1.0	20.1	8.3	---	---	0
D	3666.6	B?	437980	7106364	12.5	1.0	23.6	0.3	20.5	8.9	1.0	0	0
E	3654.0	M	437971	7106841	0.9	1.0	1.8	4.6	0.9	6.9	---	---	39
F	3638.5	M	437970	7107501	0.0	2.0	2.4	3.7	2.3	21.7	---	---	31
G	3626.2	B?	437902	7108014	3.1	1.7	7.1	3.5	6.1	15.3	---	---	31
H	3623.0	M	437890	7108157	0.0	1.7	4.2	3.5	2.6	15.1	---	---	31
I	3595.0	M	438034	7109279	0.0	0.8	11.7	5.1	13.3	5.1	---	---	0
J	3584.1	B?	438069	7109753	3.5	1.3	2.8	1.2	2.7	6.2	---	---	0
K	3571.0	M	438037	7110256	3.5	0.1	5.0	0.4	5.4	0.4	---	---	0
L	3564.5	B?	438019	7110455	3.7	3.5	5.6	3.2	6.4	22.3	---	---	104
M	3550.0	M	438012	7110953	3.5	1.7	6.4	2.1	7.3	15.2	---	---	0
N	3545.1	B?	438027	7111174	4.2	3.8	4.7	4.0	5.2	25.9	---	---	0
O	3542.0	M	438037	7111318	0.0	1.8	2.2	3.6	5.7	20.3	---	---	46
P	3529.4	D	438040	7111921	12.0	16.6	11.7	21.7	71.7	70.3	4.4	27	0
Q	3526.2	B	438037	7112067	5.8	11.3	7.6	14.1	36.0	39.6	2.1	44	0
R	3522.0	D	438035	7112266	2.3	5.5	3.5	5.6	15.6	14.1	1.8	34	0
S	3517.0	B	438033	7112515	2.5	2.6	0.9	1.8	5.1	5.4	---	---	0
T	3510.6	D	438038	7112852	0.4	2.6	1.0	0.6	5.5	8.7	---	---	77
U	3507.5	D	438041	7113012	3.2	1.2	2.0	1.0	8.7	7.8	---	---	0
V	3497.7	D	438036	7113483	1.5	8.8	0.5	10.1	19.1	56.3	0.8	10	31
W	3488.5	B?	438051	7113917	1.6	0.8	0.9	0.5	0.4	2.1	---	---	0
X	3479.9	D	438071	7114325	1.4	2.4	0.6	0.8	3.7	8.4	---	---	0
Y	3471.0	S	438082	7114796	1.8	4.8	1.7	6.1	8.5	40.5	---	---	0
Z	3446.7	M	438054	7115908	6.6	0.9	19.8	3.6	16.2	7.1	---	---	22
AA	3442.9	D	438043	7116020	9.7	1.6	8.4	1.1	10.4	6.5	1.0	0	0
AB	3434.4	B?	438039	7116319	3.8	1.4	4.1	1.7	7.9	13.4	---	---	0
AC	3426.1	B?	438052	7116698	3.9	0.5	4.0	2.1	7.5	6.5	---	---	31
AD	3380.0	S	438127	7118439	0.1	0.8	0.8	1.6	0.8	11.2	---	---	0

CX = COAXIAL
CP = COPLANAR

Note: EM values shown above are local amplitudes

*Estimated Depth may be unreliable because the stronger part of the conductor may be deeper or to one side of the flight line, or because of a shallow dip or magnetite/overburden effects

JOB 659

EM Anomaly List

Label	Fid	Interp	XUTM m	YUTM m	CX 1104 HZ Real ppm	CX 1104 HZ Quad ppm	CP 877 HZ Real ppm	CP 877 HZ Quad ppm	CP 7180 HZ Real ppm	CP 7180 HZ Quad ppm	Vertical Dike COND siemens	Vertical Dike DEPTH* m	Mag. Corr NT
LINE 10350													
AE	3350.0	S	438109	7119476	1.0	1.0	0.9	3.7	1.3	19.5	---	---	31
AF	3324.7	B?	438171	7120495	0.5	2.0	2.2	2.0	0.8	12.8	---	---	30
AG	3309.0	B?	438165	7121067	1.2	3.4	0.5	2.6	0.0	22.5	---	---	0
LINE 10355													
A	2919.0	B?	438371	7137562	5.4	0.6	0.0	0.6	1.3	3.8	115.4	65	9
B	2896.5	B?	438400	7138711	3.3	0.7	0.9	0.2	0.4	1.0	---	---	0
C	2893.6	B?	438407	7138866	3.3	0.1	0.9	0.9	6.4	20.4	---	---	0
D	2886.5	D	438407	7139244	3.8	18.5	10.3	18.8	54.4	89.9	---	---	23
E	2880.4	B	438388	7139559	9.9	26.5	15.6	56.7	135.9	122.4	2.6	6	11
F	2876.7	B	438378	7139745	11.5	49.5	16.7	68.7	180.8	314.6	1.9	1	148
G	2872.2	D	438370	7139964	7.3	18.3	7.2	17.0	44.8	79.5	2.5	13	0
H	2867.5	B	438361	7140173	7.3	19.4	10.4	32.3	88.4	112.7	2.4	10	11
I	2864.5	D	438357	7140287	6.8	19.4	10.9	33.4	94.0	150.3	2.2	14	0
J	2860.8	B	438354	7140413	7.0	27.5	7.8	31.6	90.4	150.0	1.7	5	0
K	2857.2	B	438356	7140526	3.5	14.8	3.6	15.1	36.2	84.6	1.3	9	0
L	2837.6	B?	438363	7141198	1.7	2.4	1.4	10.6	20.1	64.7	---	---	11
M	2828.4	B?	438372	7141534	4.2	3.6	0.4	0.9	3.7	6.3	6.4	54	0
N	2805.0	S?	438411	7142381	0.6	2.4	1.1	4.0	2.6	30.7	---	---	11
O	2794.0	S?	438399	7142852	1.3	1.6	1.2	2.6	0.6	20.9	---	---	0
P	2783.4	B	438388	7143330	1.9	9.3	5.4	13.9	37.9	42.5	---	---	11
Q	2778.5	D	438386	7143578	4.6	9.5	6.5	18.8	55.6	59.8	2.5	24	0
R	2775.7	D	438386	7143726	2.5	11.6	5.9	18.2	53.8	60.2	---	---	0
S	2773.6	B	438388	7143835	1.5	8.9	2.9	12.0	36.1	44.7	0.7	4	1
T	2762.8	B	438423	7144394	2.7	8.5	2.3	9.1	34.6	41.3	1.5	9	0
U	2755.1	B	438448	7144779	12.7	22.7	18.3	34.7	84.7	129.2	3.0	28	59
V	2752.1	B	438455	7144927	11.1	13.7	17.2	21.6	55.1	42.8	5.0	27	6
W	2747.7	B	438463	7145136	9.4	1.8	10.6	1.3	12.2	40.8	57.3	45	11
X	2743.1	B	438472	7145359	1.5	8.0	7.2	10.3	26.8	80.5	---	---	0
Y	2740.9	B	438478	7145464	0.9	8.0	7.2	10.7	26.8	74.8	0.5	3	141
Z	2736.9	B	438486	7145651	5.9	0.8	7.6	2.3	26.1	19.3	---	---	0
AA	2731.1	B	438494	7145912	4.1	15.9	5.0	22.0	71.9	91.0	1.4	1	0
AB	2717.9	B	438512	7146490	1.0	4.0	0.1	3.6	0.9	24.9	0.9	30	11
AC	2663.6	D	438426	7147962	0.7	8.0	2.1	9.5	20.6	45.6	0.4	0	0
AD	2656.8	D	438407	7148224	4.0	9.2	0.5	4.8	15.3	32.0	2.2	19	0
AE	2649.1	B	438414	7148576	2.2	14.1	5.9	24.9	53.1	147.5	0.8	10	11
LINE 10360													
A	4748.5	M	438340	7105148	4.0	2.8	7.8	1.5	6.4	7.5	---	---	35
B	4746.0	D	438345	7105237	4.0	2.8	7.8	0.4	6.4	4.3	8.3	55	0
C	4740.0	M	438345	7105463	8.4	0.8	18.2	0.8	11.8	3.5	---	---	55
D	4731.0	B?	438344	7105812	4.7	1.4	8.3	0.6	7.5	3.6	---	---	0
E	4721.0	M	438340	7106167	0.1	0.0	0.1	3.2	0.1	26.1	---	---	0
F	4715.9	D	438347	7106337	11.7	2.9	22.1	3.4	20.8	28.8	---	---	0
G	4700.0	M	438347	7106970	0.1	1.4	2.1	1.9	0.1	9.2	---	---	0
H	4682.0	M	438355	7107652	0.8	0.2	12.6	0.3	11.0	0.4	---	---	35

CX = COAXIAL
CP = COPLANAR

Note: EM values shown above are local amplitudes

*Estimated Depth may be unreliable because the stronger part of the conductor may be deeper or to one side of the flight line, or because of a shallow dip or magnetite/overburden effects

JOB 659

EM Anomaly List

Label	Fid	Interp	XUTM m	YUTM m	CX 1104 HZ Real ppm	CX 1104 HZ Quad ppm	CP 877 HZ Real ppm	CP 877 HZ Quad ppm	CP 7180 HZ Real ppm	CP 7180 HZ Quad ppm	Vertical Dike COND siemens	Vertical Dike DEPTH* m	Mag. Corr NT
LINE 10360													
I	4671.5	B?	438374	7108001	0.9	0.6	5.6	1.0	4.4	4.7	---	---	164
J	4670.0	M	438377	7108050	1.2	0.6	3.5	1.0	3.3	3.4	---	---	168
K	4655.0	B?	438399	7108630	2.6	7.2	6.0	10.4	7.0	76.4	---	---	0
L	4652.5	B?	438399	7108738	9.7	7.2	16.3	10.4	17.4	76.4	---	---	0
M	4647.2	B	438387	7108964	37.7	2.9	87.4	2.4	75.0	19.9	372.6	31	0
N	4641.0	M	438366	7109220	4.4	0.9	9.5	3.0	8.6	8.8	---	---	1418
O	4630.3	B?	438359	7109624	6.7	2.1	14.1	2.3	12.5	15.4	---	---	0
P	4617.0	M	438361	7110058	2.7	1.3	7.5	1.6	6.4	9.9	---	---	0
Q	4607.3	D	438379	7110281	3.8	1.2	6.2	1.1	7.3	3.8	---	---	63
R	4600.2	D	438420	7110499	6.3	2.8	11.7	0.7	12.0	7.4	18.8	46	35
S	4591.0	M	438451	7110846	0.0	0.3	5.2	0.5	5.7	3.0	---	---	0
T	4566.3	D	438406	7111900	8.7	14.9	7.7	21.5	69.7	67.1	2.9	21	0
U	4558.4	D	438413	7112230	2.4	2.5	3.9	4.0	10.0	3.6	---	---	0
V	4537.1	H	438433	7113170	2.7	3.6	0.9	4.0	10.9	20.2	---	---	0
W	4517.5	B?	438430	7114100	2.5	1.0	1.4	0.3	0.6	0.1	---	---	0
X	4465.7	B	438487	7116319	2.9	5.5	1.6	7.5	20.7	38.9	1.7	63	0
Y	4440.6	B	438484	7117300	5.6	13.1	5.2	15.4	35.9	104.4	2.4	22	35
Z	4380.0	B?	438501	7119058	0.5	2.5	1.3	3.8	2.4	17.8	---	---	0
AA	4313.0	M	438601	7120759	2.4	1.6	1.3	1.6	1.5	12.2	---	---	13
AB	4308.1	B?	438581	7120843	4.5	1.2	1.1	1.4	7.7	10.4	34.9	53	0
LINE 10365													
A	2279.5	B?	438634	7137349	2.0	3.7	0.6	2.8	3.1	21.4	1.5	67	0
B	2304.1	E	438709	7138163	1.0	2.2	0.6	1.9	3.5	9.0	---	---	0
C	2314.5	B?	438759	7138571	2.0	1.1	0.7	1.1	0.3	8.1	---	---	6
D	2320.3	D	438768	7138759	1.0	1.5	0.4	0.8	1.2	3.2	---	---	0
E	2323.5	D	438771	7138853	1.3	1.8	0.5	1.1	2.0	13.6	---	---	0
F	2330.8	B?	438773	7139076	1.2	0.4	0.6	0.1	0.9	9.3	---	---	0
G	2337.9	D	438774	7139301	6.4	26.5	6.8	31.3	82.9	168.7	1.6	3	0
H	2356.4	B	438753	7139912	6.8	16.6	7.4	21.1	68.3	59.6	2.5	2	0
I	2368.2	D	438747	7140351	5.9	8.8	12.0	16.0	37.7	6.2	---	---	9
J	2373.0	D	438754	7140564	7.7	9.0	11.1	17.1	51.8	32.1	4.8	23	8
K	2384.5	D	438774	7141155	0.1	1.9	0.6	2.0	6.9	13.7	---	---	0
L	2400.8	D	438778	7142008	1.4	2.5	0.9	1.9	5.5	6.4	---	---	9
M	2430.5	B	438782	7143430	1.8	5.7	1.8	6.8	25.7	18.5	---	---	0
N	2434.0	B	438784	7143614	4.6	11.1	2.4	10.6	30.7	50.9	---	---	15
O	2443.5	B?	438761	7144068	0.8	1.7	0.6	0.2	1.2	2.1	---	---	9
P	2450.4	B?	438757	7144340	1.5	2.6	0.4	1.2	3.4	10.5	---	---	0
Q	2465.3	B	438800	7144847	10.6	23.9	7.6	25.8	80.4	115.5	3.1	9	0
R	2474.7	D	438830	7145189	8.9	16.2	21.5	25.5	64.4	76.9	---	---	34
S	2477.7	D	438838	7145308	13.0	21.5	20.3	29.2	87.3	83.5	3.4	22	0
T	2488.0	B	438844	7145710	12.6	19.5	22.6	32.6	78.6	12.3	3.8	25	0
U	2490.5	D	438842	7145821	18.8	36.3	23.0	46.8	144.5	148.7	3.1	19	101
V	2497.0	B?	438831	7146122	1.8	4.2	4.4	18.6	34.1	107.3	---	---	0
W	2541.7	E	438840	7148326	3.4	3.5	2.0	3.6	4.5	19.6	4.6	44	0
X	2548.7	B?	438839	7148671	3.9	2.8	1.6	4.5	7.3	21.1	---	---	0

CX = COAXIAL
CP = COPLANAR

Note: EM values shown above are local amplitudes

*Estimated Depth may be unreliable because the stronger part of the conductor may be deeper or to one side of the flight line, or because of a shallow dip or magnetite/overburden effects

EM Anomaly List

Label	Fid	Interp	XUTM m	YUTM m	CX 1104 HZ Real ppm	CX 1104 HZ Quad ppm	CP 877 HZ Real ppm	CP 877 HZ Quad ppm	CP 7180 HZ Real ppm	CP 7180 HZ Quad ppm	Vertical Dike COND siemens	Vertical Dike DEPTH* m	Mag. Corr NT
LINE 10370													
A	3805.0	D	438755	7104992	5.6	2.8	9.4	0.1	7.2	5.0	14.7	41	30
B	3810.0	D	438734	7105133	7.2	1.2	15.0	0.9	11.0	6.4	---	---	29
C	3812.5	M	438729	7105218	0.3	1.3	0.8	2.3	1.6	14.5	---	---	82
D	3836.0	D	438760	7106146	6.4	4.2	20.5	2.7	18.8	26.4	---	---	185
E	3837.5	D	438760	7106204	2.6	1.2	7.4	2.7	6.9	26.4	---	---	90
F	3842.7	B	438761	7106413	10.6	3.3	25.7	2.3	24.0	16.7	38.6	33	29
G	3845.0	B	438763	7106506	10.7	3.9	25.7	4.9	24.0	33.3	---	---	0
H	3853.0	D	438764	7106812	0.5	1.7	2.8	1.3	1.3	7.8	---	---	56
I	3855.0	M	438762	7106887	0.9	0.8	3.7	2.0	2.9	7.8	---	---	138
J	3866.0	M	438762	7107343	0.2	0.3	1.0	1.1	1.3	8.3	---	---	18
K	3893.6	S?	438814	7108587	4.3	4.6	2.9	5.8	5.2	38.6	---	---	0
L	3897.5	M	438807	7108748	0.0	3.1	2.6	3.8	5.0	27.2	---	---	11
M	3910.0	M	438792	7109232	2.4	0.8	0.7	0.5	0.4	2.0	---	---	462
N	3918.4	B	438810	7109578	3.2	6.8	6.8	9.0	8.8	67.0	2.1	36	29
O	3920.7	D	438814	7109683	6.2	6.8	13.7	9.1	11.7	66.9	---	---	88
P	3934.0	M	438815	7110338	8.0	0.7	18.2	0.4	2.2	5.4	---	---	195
Q	3939.5	B?	438816	7110605	4.6	1.0	7.2	0.4	4.6	0.4	---	---	0
R	3950.0	M	438817	7111102	0.6	0.7	1.6	1.3	1.6	5.9	---	---	0
S	3952.0	B?	438817	7111192	1.8	1.8	4.4	1.2	3.8	10.5	---	---	0
T	3966.5	M	438816	7111818	0.3	2.2	6.0	3.2	2.5	13.9	---	---	566
U	3970.3	D	438817	7111980	14.1	8.6	27.3	7.4	37.8	37.5	15.3	23	0
V	3973.5	D	438818	7112120	16.9	8.5	30.6	9.0	55.5	43.5	21.6	18	29
W	3979.6	B	438820	7112391	5.2	6.3	5.7	10.2	32.1	22.2	4.1	35	29
X	3995.5	D	438823	7113092	2.7	3.5	0.6	4.4	10.3	19.7	---	---	0
Y	4023.1	B	438851	7114134	2.3	5.0	1.7	6.4	10.5	35.5	1.9	26	0
Z	4059.0	M	438903	7115539	2.1	0.4	3.5	0.9	2.3	1.6	---	---	51
AA	4112.5	M	438908	7117278	0.9	0.9	8.4	0.5	2.2	5.6	---	---	28
AB	4125.6	S	438878	7117800	1.3	2.0	5.0	2.7	5.9	24.0	---	---	29
AC	4141.5	B?	438922	7118475	2.3	3.5	1.3	3.4	5.9	32.8	---	---	0
AD	4172.5	B?	438892	7119638	1.4	3.0	1.0	1.8	7.2	18.7	---	---	0
LINE 10375													
A	2161.0	B?	439144	7137009	2.6	1.8	2.6	1.8	5.9	11.7	---	---	0
B	2131.5	B?	439143	7138501	0.3	1.9	0.3	1.8	2.1	11.9	---	---	1
C	2128.0	B?	439144	7138681	0.6	1.0	0.5	0.5	0.4	1.9	---	---	2
D	2124.2	D	439146	7138873	1.9	1.9	0.4	1.1	0.5	5.3	---	---	2
E	2115.0	B?	439153	7139339	2.5	10.3	3.0	15.3	42.2	83.3	1.2	0	0
F	2094.6	D	439159	7140319	3.1	4.3	1.4	3.0	17.6	23.6	2.8	37	0
G	2090.0	B?	439164	7140494	0.7	4.5	1.5	5.4	16.1	31.8	---	---	0
H	2086.0	B	439171	7140632	0.9	1.7	0.7	1.1	3.2	6.1	1.3	91	2
I	2066.6	D	439194	7141226	2.0	7.1	0.8	12.3	21.7	73.2	1.2	22	0
J	2062.5	D	439190	7141380	0.7	11.3	2.8	13.4	28.2	90.3	0.4	9	2
K	2059.9	D	439188	7141492	0.5	8.6	2.5	8.0	10.7	58.4	0.4	5	2
L	2051.8	B	439185	7141842	1.8	4.7	2.1	8.2	25.1	52.3	1.5	25	3
M	2049.0	B	439186	7141955	1.2	4.1	1.2	4.0	11.6	23.8	1.0	21	2

CX = COAXIAL
CP = COPLANAR

Note: EM values shown above are local amplitudes

*Estimated Depth may be unreliable because the stronger part of the conductor may be deeper or to one side of the flight line, or because of a shallow dip or magnetite/overburden effects

JOB 659

EM Anomaly List

Label	Fid	Interp	XUTM m	YUTM m	CX 1104 HZ Real ppm	CX 1104 HZ Quad ppm	CP 877 HZ Real ppm	CP 877 HZ Quad ppm	CP 7180 HZ Real ppm	CP 7180 HZ Quad ppm	Vertical Dike COND siemens	Vertical Dike DEPTH* m	Mag. Corr NT
LINE 10375													
N	2037.5	B	439187	7142310	0.9	2.6	0.5	4.9	10.0	27.2	---	---	0
O	2003.3	B?	439224	7143289	2.2	3.3	0.6	1.2	16.0	5.7	---	---	0
P	1992.0	B?	439204	7143853	0.6	3.4	1.2	3.7	6.4	14.8	---	---	1
Q	1981.7	D	439202	7144390	0.7	3.8	0.2	2.2	1.8	17.8	0.7	11	12
R	1975.0	D	439179	7144723	7.6	17.3	7.4	20.5	67.7	59.6	2.7	10	39
S	1972.0	B	439167	7144868	4.5	9.2	7.3	15.0	36.6	19.8	2.5	17	2
T	1967.5	B	439169	7145082	9.9	10.6	16.2	16.6	16.2	5.5	6.0	18	0
U	1959.4	B	439200	7145454	12.0	21.2	33.6	69.0	214.7	169.1	3.0	20	38
V	1955.4	B	439222	7145617	23.5	48.4	21.4	62.7	202.0	193.7	4.3	0	10
W	1950.9	E	439241	7145777	2.2	12.2	2.7	11.1	16.3	65.7	0.9	7	0
X	1915.0	S	439287	7147251	0.2	2.0	0.9	2.4	0.5	19.8	---	---	1
Y	1876.5	B	439237	7148761	2.2	8.2	1.7	13.3	31.4	79.3	1.2	18	0
Z	1873.4	B	439244	7148862	1.5	4.9	0.9	7.5	19.5	41.0	---	---	2
AA	1867.3	B	439259	7149046	2.3	5.2	0.9	4.7	8.7	25.0	1.8	29	0
LINE 10380													
A	3710.0	M	439116	7105127	7.4	2.0	15.3	2.1	15.5	12.8	---	---	31
B	3707.9	D	439117	7105202	7.4	2.5	15.3	1.9	15.5	13.1	29.9	37	0
C	3699.0	M	439117	7105534	2.5	1.0	5.1	0.7	4.6	4.9	---	---	23
D	3693.6	B?	439115	7105749	6.5	1.1	13.7	0.3	13.7	3.0	---	---	0
E	3680.0	S?	439124	7106346	0.1	3.0	1.1	2.8	13.6	20.5	---	---	0
F	3675.2	D	439138	7106567	6.0	2.0	12.8	1.1	10.6	7.2	28.2	33	0
G	3659.4	B?	439149	7107256	8.5	1.7	17.0	0.8	12.5	5.9	---	---	31
H	3652.0	M	439157	7107552	0.8	3.5	1.2	6.0	1.3	40.3	---	---	0
I	3641.0	M	439172	7107997	3.4	0.1	9.2	1.4	7.2	4.6	---	---	0
J	3621.0	M	439153	7108859	0.0	2.0	5.5	3.3	4.5	19.6	---	---	112
K	3607.5	M	439136	7109343	3.0	2.3	5.5	2.9	5.8	23.7	---	---	31
L	3603.1	S?	439146	7109482	2.3	2.5	6.0	3.0	7.0	20.9	---	---	0
M	3580.0	M	439193	7110107	0.0	0.7	9.8	1.0	9.6	2.2	---	---	0
N	3563.6	B?	439202	7110647	3.3	2.3	7.8	1.6	7.2	9.1	7.4	48	0
O	3550.0	B?	439206	7111275	4.8	1.2	10.0	0.2	10.2	3.8	---	---	31
P	3541.5	M	439208	7111681	0.5	1.3	1.1	0.8	1.0	4.8	---	---	315
Q	3532.5	B?	439219	7112118	6.4	3.7	11.8	3.1	15.5	0.7	12.9	33	31
R	3529.7	D	439223	7112256	6.4	3.7	3.7	2.4	8.2	1.7	12.9	35	0
S	3493.1	B	439212	7114045	2.7	6.1	3.4	6.4	11.4	41.0	1.9	27	0
T	3470.0	M	439221	7115143	0.2	0.3	0.4	0.1	0.2	0.1	---	---	0
U	3440.0	S	439263	7116594	3.0	1.2	2.4	1.6	1.6	10.0	---	---	31
V	3420.0	M	439266	7117254	0.3	0.0	14.8	0.7	1.8	4.1	---	---	31
W	3414.4	S	439266	7117445	3.9	1.2	9.5	1.4	13.9	12.9	---	---	0
X	3388.7	D	439261	7118428	2.8	6.4	0.1	3.6	0.6	29.8	---	---	0
Y	3368.3	D	439294	7119306	1.7	6.8	1.3	6.0	12.6	36.2	1.1	19	0
Z	3332.5	M	439385	7120698	2.0	0.3	0.4	1.9	0.4	13.0	---	---	6
LINE 10385													
A	1538.0	S?	439402	7137368	1.1	3.0	1.5	3.7	6.1	18.6	---	---	0
B	1617.8	S?	439576	7140084	0.8	3.7	0.6	3.8	5.0	26.9	0.8	21	0

CX = COAXIAL
CP = COPLANAR

Note: EM values shown above are local amplitudes

*Estimated Depth may be unreliable because the stronger part of the conductor may be deeper or to one side of the flight line, or because of a shallow dip or magnetite/overburden effects

EM Anomaly List

Label	Fid	Interp	XUTM m	YUTM m	CX 1104 HZ Real ppm	CX 1104 HZ Quad ppm	CP 877 HZ Real ppm	CP 877 HZ Quad ppm	CP 7180 HZ Real ppm	CP 7180 HZ Quad ppm	Vertical Dike COND siemens	Vertical Dike DEPTH* m	Mag. Corr NT
LINE 10385													
C	1643.7	B?	439564	7141107	0.7	3.3	0.8	2.4	6.4	21.2	0.8	23	0
D	1656.9	B	439535	7141788	4.5	12.1	5.4	15.6	48.8	66.6	2.0	16	0
E	1659.1	D	439531	7141897	4.5	12.1	5.4	15.6	48.8	66.6	---	---	0
F	1661.9	D	439523	7142034	0.6	5.4	2.8	15.6	48.8	66.6	0.5	1	2
G	1675.9	B?	439542	7142703	0.3	3.1	0.5	1.7	0.3	13.7	---	---	1
H	1684.1	B?	439582	7143070	1.2	2.5	0.2	1.9	0.2	21.0	---	---	0
I	1689.7	B?	439612	7143326	0.7	2.5	0.6	2.8	4.7	20.4	---	---	2
J	1716.2	D?	439565	7144365	0.3	2.4	0.4	1.9	2.8	10.2	---	---	0
K	1741.9	B	439616	7145273	0.5	3.9	0.5	3.7	2.9	23.2	0.5	0	2
L	1762.0	S	439634	7145891	0.1	5.3	0.2	5.9	3.3	41.6	---	---	0
M	1770.6	B?	439648	7146293	0.5	2.9	2.1	3.1	4.3	18.4	---	---	0
N	1774.0	B?	439659	7146465	1.3	6.2	1.5	7.7	10.5	51.2	---	---	0
O	1777.4	B?	439667	7146646	3.0	7.4	2.7	9.3	11.7	68.8	1.9	30	0
P	1808.0	B?	439650	7147969	0.7	1.4	0.3	1.0	0.9	5.5	---	---	0
Q	1829.5	B?	439621	7148974	3.7	6.1	2.2	8.7	13.9	53.7	---	---	5
LINE 10390													
A	2844.0	M	439598	7104854	0.1	2.1	0.6	2.7	0.4	16.2	---	---	0
B	2849.2	B?	439588	7105064	22.1	0.4	39.7	0.5	34.0	0.3	999.0	37	27
C	2858.9	B?	439559	7105493	4.9	2.0	7.3	1.5	6.0	11.1	19.2	51	0
D	2885.0	S?	439511	7106697	5.0	5.2	7.5	7.5	10.9	54.5	---	---	0
E	2921.0	M	439557	7108224	0.3	1.4	0.3	1.9	0.5	11.4	---	---	0
F	2932.0	B?	439562	7108701	12.3	7.2	27.3	9.1	21.6	72.7	---	---	0
G	2935.5	B?	439567	7108850	2.4	4.9	4.0	7.3	1.8	58.0	---	---	41
H	2938.0	B?	439569	7108957	2.9	5.3	3.7	7.5	1.4	58.2	---	---	47
I	2946.7	D	439582	7109333	4.1	1.7	9.9	1.5	10.5	11.9	---	---	27
J	2959.0	M	439599	7109851	0.7	0.6	1.8	0.6	2.1	5.9	---	---	0
K	2979.5	D	439619	7110734	0.2	4.8	2.1	3.2	2.0	18.5	---	---	27
L	2983.0	B?	439611	7110888	2.4	1.9	1.5	3.5	3.1	19.9	---	---	0
M	2999.5	M	439601	7111567	10.9	0.8	9.1	1.5	22.1	3.9	---	---	328
N	3009.5	D	439612	7111982	4.3	2.1	9.5	2.8	12.5	9.2	---	---	0
O	3013.5	B?	439618	7112153	6.1	5.8	8.2	7.9	21.0	15.9	6.0	32	0
P	3015.5	D	439621	7112239	6.1	5.8	8.2	7.9	21.0	15.9	6.0	30	0
Q	3055.4	D	439670	7113867	1.7	5.7	0.5	6.5	16.9	31.6	1.2	10	27
R	3120.0	B?	439659	7116316	1.5	2.7	1.3	4.1	17.2	12.4	---	---	0
S	3126.0	B?	439660	7116554	0.4	2.9	0.2	5.5	22.9	26.2	---	---	0
T	3143.5	D	439705	7117277	6.2	7.2	8.9	10.8	26.2	27.2	4.6	35	27
U	3176.7	S	439726	7118800	4.1	1.2	0.3	1.8	5.6	11.5	---	---	0
V	3220.0	S	439715	7120264	0.7	1.5	0.3	2.6	0.4	20.5	---	---	0
LINE 10395													
A	1396.0	B?	439973	7139058	2.9	4.0	1.0	3.0	2.7	23.4	---	---	0
B	1383.0	S	439981	7139762	1.8	4.6	1.2	6.2	3.5	43.2	---	---	0
C	1370.7	S	440006	7140339	0.5	3.4	0.6	2.4	2.8	17.4	---	---	3
D	1347.9	S?	439996	7141149	0.3	4.2	0.5	4.3	6.7	29.5	---	---	0
E	1293.5	S	440018	7143180	3.6	2.5	0.2	2.6	0.3	19.7	---	---	0

CX = COAXIAL
CP = COPLANAR

Note: EM values shown above are local amplitudes

*Estimated Depth may be unreliable because the stronger part of the conductor may be deeper or to one side of the flight line, or because of a shallow dip or magnetite/overburden effects

JOB 659

EM Anomaly List

Label	Fid	Interp	XUTM m	YUTM m	CX 1104 HZ Real ppm	CX 1104 HZ Quad ppm	CP 877 HZ Real ppm	CP 877 HZ Quad ppm	CP 7180 HZ Real ppm	CP 7180 HZ Quad ppm	Vertical Dike COND siemens	Vertical Dike DEPTH* m	Mag. Corr NT
LINE 10395													
F	1276.1	S?	440021	7143882	4.2	7.2	0.2	8.5	12.9	66.5	---	---	4
G	1269.8	B?	440016	7144179	0.7	1.6	0.5	0.4	6.8	1.8	---	---	0
H	1265.1	B?	440011	7144414	0.5	1.0	0.9	3.0	1.4	29.6	---	---	0
I	1255.0	S?	439994	7144920	0.7	2.4	0.5	2.3	4.8	22.4	---	---	0
J	1210.0	M	440069	7146411	0.1	1.5	0.3	1.7	0.2	7.7	---	---	59
K	1189.6	B?	440002	7146985	2.5	4.2	0.9	2.9	1.2	22.7	---	---	0
L	1166.7	B	440033	7147939	2.6	6.6	5.5	10.1	27.7	26.8	1.8	28	0
M	1151.0	B	440016	7148561	1.3	3.9	1.7	5.6	10.8	19.6	---	---	0
LINE 10400													
A	2755.0	M	439927	7105171	3.6	9.0	5.3	9.2	11.3	64.1	---	---	29
B	2754.1	D	439929	7105200	3.6	9.0	5.3	9.2	11.4	64.1	---	---	0
C	2749.1	D	439937	7105368	13.5	2.2	26.4	0.7	22.6	4.2	---	---	0
D	2739.3	D	439941	7105706	6.8	6.9	15.5	8.2	5.7	58.4	5.8	47	0
E	2736.8	D	439939	7105800	3.8	5.6	10.7	7.7	8.2	52.6	---	---	180
F	2735.5	M	439938	7105846	1.2	2.9	17.1	6.8	21.2	44.8	---	---	182
G	2727.5	M	439950	7106129	2.8	3.2	5.2	5.2	5.3	33.4	---	---	29
H	2725.0	B?	439958	7106217	16.3	3.0	34.4	4.2	29.3	26.4	---	---	0
I	2714.0	B?	439984	7106660	0.3	0.7	0.1	0.2	1.7	0.5	---	---	0
J	2704.2	S	439974	7107096	9.4	1.4	19.1	1.7	16.3	13.4	---	---	0
K	2696.0	M	439945	7107459	2.7	0.8	7.8	1.2	8.3	3.9	---	---	0
L	2680.0	M	439942	7108128	1.1	0.8	3.7	2.0	2.5	11.1	---	---	0
M	2664.0	M	439960	7108731	2.5	1.3	1.6	1.2	3.7	7.2	---	---	0
N	2653.5	M	439966	7109121	0.8	6.0	3.6	5.0	3.3	37.8	---	---	0
O	2650.3	D	439971	7109231	5.2	6.0	15.3	4.6	13.3	34.1	4.3	55	0
P	2645.4	B?	439982	7109398	39.2	2.1	79.3	2.2	63.3	17.7	652.8	31	0
Q	2639.6	B?	439994	7109595	16.2	1.0	37.2	0.3	33.2	2.7	405.6	44	0
R	2635.0	M	440005	7109755	5.4	1.8	15.1	2.9	12.2	16.2	---	---	0
S	2633.2	D	440008	7109815	5.4	1.2	15.1	1.5	12.2	8.9	---	---	0
T	2612.5	M	440031	7110391	0.1	1.6	1.7	2.6	0.7	10.6	---	---	0
U	2599.0	D	440038	7110838	1.6	1.9	2.3	0.7	1.4	5.3	---	---	0
V	2581.5	M	440024	7111614	4.8	3.2	3.0	7.5	11.0	31.9	---	---	0
W	2577.0	D	440030	7111806	2.1	6.3	17.1	8.9	36.1	32.1	---	---	0
X	2573.2	B	440032	7111970	8.5	7.8	12.6	8.0	31.7	35.3	7.1	32	0
Y	2566.6	B?	440034	7112264	0.7	1.6	0.9	0.5	1.0	2.6	---	---	0
Z	2559.4	B?	440030	7112592	1.8	3.4	0.9	3.5	6.6	19.7	---	---	0
AA	2539.5	B?	440042	7113545	1.1	2.8	0.9	3.4	9.1	14.8	---	---	29
AB	2498.0	M	440110	7115300	0.1	1.5	1.1	2.3	1.2	12.6	---	---	0
AC	2478.4	B?	440088	7116084	0.4	3.5	1.6	6.9	19.7	9.4	0.5	1	0
AD	2447.0	D	440045	7117121	3.5	7.4	0.5	3.3	4.4	18.9	2.2	19	0
AE	2405.4	B?	440112	7118266	3.2	2.2	0.3	0.8	0.4	6.0	7.9	57	0
AF	2398.7	B?	440118	7118492	0.2	0.9	0.7	1.2	4.8	10.9	---	---	28
AG	2356.7	B?	440154	7120159	1.0	2.6	1.3	2.1	8.4	15.1	---	---	29
LINE 10405													
A	805.0	S?	440339	7137880	1.5	3.3	0.6	3.7	10.6	18.4	---	---	3

CX = COAXIAL
CP = COPLANAR

Note: EM values shown above are local amplitudes

*Estimated Depth may be unreliable because the stronger part of the conductor may be deeper or to one side of the flight line, or because of a shallow dip or magnetite/overburden effects

EM Anomaly List

Label	Fid	Interp	XUTM m	YUTM m	CX 1104 HZ Real ppm	CX 1104 HZ Quad ppm	CP 877 HZ Real ppm	CP 877 HZ Quad ppm	CP 7180 HZ Real ppm	CP 7180 HZ Quad ppm	Vertical Dike COND siemens	Vertical Dike DEPTH* m	Mag. Corr NT
LINE 10405													
B	846.9	D	440322	7139344	1.4	4.1	0.9	4.0	6.6	25.5	1.2	27	0
C	858.2	D	440347	7139640	1.7	5.7	0.1	6.4	14.5	57.3	1.2	30	0
D	863.0	D	440364	7139732	0.7	2.3	0.2	3.8	2.4	27.9	---	---	0
E	910.0	S	440329	7141124	0.8	2.6	0.5	3.2	4.6	18.6	---	---	0
F	949.8	D	440443	7142884	2.4	3.7	1.5	3.8	7.7	28.6	2.2	56	0
G	954.5	B?	440434	7143100	1.1	1.7	2.1	3.3	10.0	14.1	---	---	0
H	991.4	B?	440337	7144554	0.8	2.0	0.4	1.2	3.0	7.7	---	---	4
I	1046.5	S	440476	7146309	2.8	2.7	4.2	4.0	11.0	26.1	---	---	0
J	1057.5	M	440472	7146844	0.7	0.6	0.6	0.6	0.6	0.3	---	---	0
K	1066.0	S	440468	7147241	4.0	3.2	6.5	2.3	5.7	21.8	---	---	0
L	1077.7	B?	440476	7147794	2.9	3.9	0.6	2.3	6.3	10.7	---	---	0
M	1082.3	D	440470	7147991	9.4	14.0	4.4	13.5	32.5	58.8	3.6	24	0
N	1096.8	B	440445	7148558	2.4	5.0	3.4	7.4	22.4	26.1	2.0	33	0
LINE 10410													
A	1851.8	B	440330	7104997	3.2	2.2	4.4	2.3	3.4	13.4	---	---	14
B	1855.4	B	440323	7105143	6.1	2.4	11.7	1.6	13.3	11.3	---	---	26
C	1860.1	B	440325	7105360	7.0	3.4	11.9	3.4	15.9	24.8	16.8	38	26
D	1865.0	D	440342	7105587	0.0	0.8	0.9	1.2	0.1	4.3	---	---	0
E	1890.0	B?	440412	7106765	6.0	4.7	8.3	4.6	7.2	30.9	---	---	26
F	1897.0	M	440423	7107083	0.0	0.3	2.7	0.7	2.8	4.2	---	---	100
G	1919.0	M	440418	7107924	1.0	0.5	1.0	2.0	0.4	13.9	---	---	54
H	1935.0	M	440395	7108443	0.8	0.9	2.2	1.2	0.7	6.4	---	---	78
I	1966.5	B?	440440	7109774	2.5	2.3	0.2	1.9	0.7	10.8	---	---	0
J	1968.5	M	440441	7109863	0.4	2.4	1.3	2.3	1.6	12.1	---	---	211
K	1983.5	B?	440436	7110462	66.1	3.6	77.6	5.3	49.4	26.0	---	---	214
L	1993.5	M	440430	7110826	0.6	1.0	144.3	1.0	126.5	4.7	---	---	41
M	2001.5	M	440419	7111148	0.4	0.9	0.9	0.5	0.9	1.2	---	---	0
N	2011.0	M	440417	7111535	9.7	2.0	4.1	3.2	3.2	17.1	---	---	249
O	2017.9	D	440413	7111805	14.3	11.5	24.8	9.4	40.4	40.3	10.2	22	26
P	2023.2	D	440414	7112030	1.9	2.5	5.3	3.4	32.8	15.8	2.6	67	0
Q	2061.0	S	440459	7113621	0.2	2.0	0.2	3.5	6.9	20.1	---	---	0
R	2109.0	M	440428	7115180	0.7	0.5	0.4	0.8	0.3	4.8	---	---	129
S	2143.0	S?	440567	7116636	1.4	1.5	1.8	3.8	5.1	11.0	---	---	0
T	2154.7	D	440572	7117055	8.1	4.0	9.8	4.2	24.7	30.6	16.9	34	0
U	2182.5	D	440518	7118273	2.2	5.7	2.2	6.3	18.5	22.1	---	---	26
V	2191.0	S	440513	7118666	1.4	1.9	0.5	2.1	3.3	18.7	---	---	0
W	2246.0	S	440552	7121052	1.8	2.1	1.6	4.2	8.0	15.1	---	---	0
LINE 10420													
A	1763.3	D	440739	7105003	11.5	4.5	24.8	2.5	20.9	18.2	28.0	34	0
B	1758.7	B?	440738	7105131	1.3	1.7	9.0	1.4	7.4	4.3	---	---	38
C	1749.3	B?	440719	7105409	2.7	2.5	5.8	2.6	3.8	15.9	4.8	68	0
D	1745.0	M	440711	7105547	2.9	1.3	23.6	2.0	22.6	12.7	---	---	89
E	1737.0	B?	440705	7105812	13.9	2.0	28.6	1.2	24.9	8.0	---	---	0
F	1734.0	M	440705	7105914	0.3	2.8	1.1	1.9	1.4	10.2	---	---	0

CX = COAXIAL
CP = COPLANAR

Note: EM values shown above are local amplitudes

*Estimated Depth may be unreliable because the stronger part of the conductor may be deeper or to one side of the flight line, or because of a shallow dip or magnetite/overburden effects

JOB 659

EM Anomaly List

Label	Fid	Interp	XUTM m	YUTM m	CX 1104 HZ Real ppm	CX 1104 HZ Quad ppm	CP 877 HZ Real ppm	CP 877 HZ Quad ppm	CP 7180 HZ Real ppm	CP 7180 HZ Quad ppm	Vertical Dike COND siemens	Vertical Dike DEPTH* m	Mag. Corr NT
LINE 10420													
G	1728.5	D	440711	7106103	8.6	2.9	15.9	1.0	13.1	11.7	---	---	0
H	1724.0	M	440713	7106264	0.8	1.5	5.2	1.9	0.0	4.6	---	---	0
I	1721.0	B?	440709	7106370	9.7	1.8	21.1	2.1	17.6	10.8	---	---	0
J	1705.0	S	440777	7106970	0.2	2.8	3.5	4.3	0.2	29.3	---	---	72
K	1665.0	M	440770	7108604	0.1	1.5	0.1	2.7	0.1	18.3	---	---	15
L	1646.0	M	440775	7109222	1.7	2.2	1.7	2.5	4.4	18.3	---	---	25
M	1622.0	M	440801	7109863	1.6	0.6	8.3	0.5	7.4	0.2	---	---	0
N	1619.1	B?	440804	7109940	3.0	0.9	8.3	1.7	7.4	10.3	26.4	69	0
O	1611.3	B?	440812	7110148	2.1	1.4	4.3	0.2	3.5	1.7	---	---	0
P	1596.0	M	440821	7110595	0.9	0.2	3.0	0.8	4.9	2.1	---	---	46
Q	1570.0	M	440821	7111657	0.0	2.6	0.1	3.5	0.3	16.7	---	---	0
R	1567.5	B?	440823	7111760	5.1	2.5	14.7	2.7	20.7	10.8	---	---	0
S	1562.7	D	440833	7111960	8.5	4.5	15.3	3.1	15.7	13.5	16.1	31	0
T	1558.0	B?	440848	7112156	0.5	2.9	1.2	3.5	10.9	10.6	---	---	25
U	1531.7	D	440870	7113320	1.6	3.4	0.7	2.0	6.1	10.4	1.7	38	0
V	1496.0	M	440918	7114779	0.0	1.1	0.4	0.9	0.2	8.0	---	---	0
W	1460.0	B?	440889	7116232	1.5	1.2	2.0	1.2	2.7	6.2	---	---	0
X	1435.3	D	440896	7116979	4.8	4.4	11.2	2.4	12.3	17.8	5.8	51	0
Y	1401.0	B?	440941	7117818	0.4	2.3	2.2	3.1	3.0	26.7	---	---	0
Z	1388.5	B?	440945	7118228	8.0	10.6	7.1	12.8	35.6	17.4	---	---	0
AA	1386.0	D	440945	7118314	6.5	9.9	1.4	2.4	10.7	6.6	3.1	24	25
AB	1337.5	S	440956	7120217	0.3	1.6	0.1	1.9	1.2	12.8	---	---	20
LINE 10430													
A	556.0	B?	441232	7105220	7.8	2.1	8.9	4.9	6.4	30.3	---	---	0
B	564.2	D	441240	7105515	27.4	5.4	51.4	3.8	47.7	37.2	81.9	35	47
C	570.0	M	441230	7105739	2.0	0.0	5.3	0.9	4.0	15.3	---	---	360
D	582.4	D	441175	7106253	4.4	1.3	6.4	0.4	6.1	1.0	30.1	52	47
E	585.0	D	441168	7106365	4.4	0.6	6.4	0.3	6.1	2.8	---	---	113
F	589.6	B?	441167	7106564	4.3	2.1	9.5	2.6	8.5	12.9	---	---	47
G	600.0	S?	441180	7107024	8.5	2.4	17.7	3.6	12.2	22.3	---	---	132
H	632.5	M	441198	7108427	0.0	4.8	0.1	5.6	13.5	40.8	---	---	0
I	652.5	B?	441229	7109230	0.6	2.8	7.4	2.9	6.4	18.2	---	---	0
J	655.5	B?	441224	7109345	0.1	2.4	0.8	2.4	0.9	13.9	---	---	46
K	670.0	M	441223	7109901	0.4	3.7	3.2	3.9	2.7	20.6	---	---	329
L	670.6	D	441223	7109927	6.4	4.1	24.1	3.9	20.3	20.6	---	---	0
M	682.0	M	441239	7110398	0.0	4.6	1.4	6.7	1.0	36.6	---	---	122
N	684.2	S?	441237	7110486	16.1	4.6	38.0	6.7	30.6	36.6	---	---	131
O	697.7	B?	441192	7110979	1.3	2.7	0.7	1.6	0.6	10.3	---	---	0
P	706.6	B?	441193	7111309	1.3	3.8	2.1	3.0	3.7	19.3	---	---	0
Q	730.0	B?	441209	7112210	0.7	2.7	0.4	3.2	6.1	17.1	---	---	0
R	747.0	B?	441234	7112894	0.6	5.7	1.3	6.2	4.1	43.4	---	---	0
S	759.0	D	441254	7113321	3.6	6.6	3.0	5.8	17.2	38.0	---	---	47
T	796.5	M	441233	7114617	0.0	0.8	15.4	1.6	11.2	3.5	---	---	0
U	811.4	B	441275	7115253	2.8	6.0	5.9	7.9	21.0	21.5	2.1	25	46
V	813.5	B	441272	7115335	3.3	6.1	0.3	7.9	21.0	22.9	1.9	48	41

CX = COAXIAL
CP = COPLANAR

Note: EM values shown above are local amplitudes

*Estimated Depth may be unreliable because the stronger part of the conductor may be deeper or to one side of the flight line, or because of a shallow dip or magnetite/overburden effects

EM Anomaly List

Label	Fid	Interp	XUTM m	YUTM m	CX 1104 HZ Real ppm	CX 1104 HZ Quad ppm	CP 877 HZ Real ppm	CP 877 HZ Quad ppm	CP 7180 HZ Real ppm	CP 7180 HZ Quad ppm	Vertical Dike COND siemens	Vertical Dike DEPTH* m	Mag. Corr NT
LINE 10430													
W	850.0	B?	441258	7116494	1.1	1.8	1.4	2.7	4.9	10.2	---	---	0
X	869.7	D	441309	7117045	7.7	7.1	17.1	11.3	31.1	15.1	6.9	40	0
Y	871.8	D	441311	7117118	7.7	3.6	15.9	5.0	30.5	23.0	1.0	0	0
Z	875.0	M	441311	7117224	0.0	0.1	15.9	0.2	30.5	1.6	---	---	51
AA	879.0	M	441306	7117360	3.6	1.7	5.2	2.0	5.0	14.5	---	---	0
AB	887.7	B?	441289	7117648	4.0	2.1	4.8	1.3	3.8	9.5	---	---	0
AC	897.0	D	441278	7117966	2.4	6.8	5.4	8.4	5.7	49.7	---	---	0
AD	899.2	D	441276	7118043	3.7	5.7	7.1	6.2	9.2	49.7	2.5	62	45
AE	900.7	D	441274	7118098	1.9	5.3	4.1	7.4	7.9	23.7	---	---	0
AF	908.0	D	441259	7118367	5.9	16.3	9.3	21.5	69.8	46.9	2.1	0	0
LINE 10431													
A	1138.3	D	441302	7118389	4.8	6.7	0.8	3.1	13.6	8.6	3.2	21	2
B	1115.0	S?	441335	7119398	0.9	1.1	1.2	2.2	1.0	14.4	---	---	0
LINE 10440													
A	10047.2	S	441573	7105522	6.1	2.7	7.9	3.8	9.2	23.6	---	---	0
B	10023.5	M	441560	7106400	0.4	2.2	3.7	2.8	1.4	18.1	---	---	31
C	10015.0	M	441551	7106704	7.5	3.0	18.8	5.6	21.8	35.4	---	---	0
D	10008.0	D	441550	7106972	8.6	5.0	20.5	6.9	15.9	43.9	---	---	121
E	10003.2	B?	441557	7107141	2.8	2.0	6.0	1.6	6.3	12.6	---	---	59
F	9996.0	M	441581	7107378	0.8	1.6	4.4	1.8	3.9	10.8	---	---	0
G	9994.5	B?	441586	7107429	0.0	1.6	10.0	1.5	8.8	8.1	---	---	31
H	9982.7	B?	441614	7107809	0.8	3.3	1.1	2.6	3.3	17.5	---	---	0
I	9951.0	M	441615	7108982	3.7	1.8	4.8	2.1	3.6	15.3	---	---	0
J	9919.8	S	441619	7110149	1.4	1.0	3.7	0.5	2.8	3.9	---	---	0
K	9907.5	M	441631	7110556	0.4	1.8	1.2	2.3	1.2	13.6	---	---	0
L	9899.0	M	441635	7110857	0.4	0.1	7.1	1.7	7.4	6.0	---	---	0
M	9889.8	D	441653	7111247	5.2	5.8	5.3	3.1	11.0	9.5	4.6	36	0
N	9881.4	B?	441666	7111615	0.6	1.1	1.8	0.0	0.0	1.7	---	---	0
O	9874.9	B?	441676	7111895	3.5	4.6	1.7	2.8	7.3	20.6	3.2	43	0
P	9847.7	B	441674	7113008	2.8	5.7	2.0	4.4	10.0	23.2	2.1	23	0
Q	9814.0	M	441668	7114379	4.9	1.0	9.4	1.2	8.3	6.1	---	---	0
R	9781.3	B?	441699	7115650	2.0	3.1	4.2	2.2	5.7	24.5	2.0	68	0
S	9759.0	S?	441689	7116434	2.8	2.4	7.0	3.1	10.2	25.9	---	---	31
T	9746.2	B	441689	7116881	4.8	6.0	3.2	8.8	33.4	30.6	---	---	31
U	9737.2	D	441701	7117192	5.2	3.9	9.3	1.5	8.3	12.4	8.2	38	0
V	9699.8	B	441713	7118208	2.7	11.2	3.0	15.3	46.9	70.0	1.2	0	0
W	9696.8	D	441716	7118333	2.3	11.2	1.8	15.1	44.1	70.0	1.0	0	0
X	9650.0	S	441748	7120169	0.1	1.2	0.0	1.8	1.0	11.4	---	---	0
LINE 10450													
A	9158.9	E	441941	7105469	0.7	7.0	0.3	8.5	7.3	45.0	0.4	2	0
B	9160.1	M	441930	7105513	1.4	9.0	2.6	11.5	17.7	67.5	---	---	45
C	9165.0	B?	441902	7105700	6.4	5.2	11.8	8.5	19.4	44.1	---	---	36
D	9171.6	B?	441894	7105974	8.0	3.4	12.6	1.4	5.1	19.1	21.9	38	0

CX = COAXIAL
CP = COPLANAR

Note: EM values shown above are local amplitudes

*Estimated Depth may be unreliable because the stronger part of the conductor may be deeper or to one side of the flight line, or because of a shallow dip or magnetite/overburden effects

EM Anomaly List

Label	Fid	Interp	XUTM m	YUTM m	CX 1104 HZ Real ppm	CX 1104 HZ Quad ppm	CP 877 HZ Real ppm	CP 877 HZ Quad ppm	CP 7180 HZ Real ppm	CP 7180 HZ Quad ppm	Vertical Dike COND siemens	Vertical Dike DEPTH* m	Mag. Corr NT
LINE 10450													
E	9176.5	M	441901	7106186	3.2	3.2	1.1	4.4	0.5	29.9	---	---	41
F	9190.0	M	441932	7106793	4.3	2.6	1.5	5.0	3.7	32.2	---	---	22
G	9198.8	B?	441955	7107185	6.5	2.1	10.7	5.3	11.0	29.6	---	---	45
H	9202.9	B?	441967	7107368	6.6	0.3	12.6	0.1	14.6	2.8	459.6	61	0
I	9207.5	M	441982	7107565	0.0	1.7	9.1	2.0	5.7	10.8	---	---	0
J	9211.2	D	441989	7107717	4.1	2.1	5.5	0.7	5.0	8.4	---	---	45
K	9214.7	D	441993	7107861	6.7	5.1	12.4	5.6	15.0	41.6	8.8	41	45
L	9216.9	D	441995	7107952	4.8	5.2	8.7	8.0	13.1	55.5	---	---	0
M	9229.0	B?	442011	7108450	16.2	5.1	31.3	8.4	28.9	60.3	---	---	4
N	9231.9	D	442013	7108576	3.9	3.4	5.5	6.5	5.3	46.4	6.1	53	0
O	9234.7	D	442013	7108698	4.2	1.6	10.8	3.9	8.9	27.7	21.0	54	328
P	9242.5	B?	442028	7109040	16.6	2.8	41.6	2.4	36.6	16.4	84.7	37	211
Q	9244.9	B?	442033	7109145	16.0	2.8	44.5	2.1	38.6	11.9	82.6	34	45
R	9273.5	M	442008	7110322	11.5	0.2	21.5	0.2	21.8	0.1	---	---	0
S	9289.8	B?	442064	7111001	5.9	2.3	15.7	1.6	15.9	8.1	21.7	36	45
T	9297.4	B?	442061	7111317	9.4	3.2	12.2	0.8	8.7	9.4	31.3	27	0
U	9303.6	D	442053	7111573	0.0	1.6	3.1	1.0	10.9	6.7	---	---	0
V	9310.8	D	442045	7111863	8.2	4.1	13.9	3.1	10.7	21.8	17.1	33	0
W	9340.6	S	442063	7113054	2.5	6.2	1.4	8.3	12.0	51.4	---	---	45
X	9383.0	S	442072	7114762	3.4	1.7	7.1	2.6	7.4	17.4	---	---	0
Y	9422.8	D	442093	7116075	4.0	1.5	5.5	1.3	5.8	14.3	---	---	0
Z	9440.0	S?	442127	7116832	0.9	1.6	1.1	2.3	5.0	15.4	---	---	0
AA	9458.0	M	442113	7117457	1.6	0.0	4.0	0.1	3.7	0.1	---	---	56
AB	9465.1	M	442107	7117677	10.8	1.3	26.7	2.3	22.9	15.1	---	---	45
AC	9468.0	D	442103	7117781	12.8	1.2	28.7	0.9	26.2	6.6	183.1	47	45
AD	9470.5	B?	442101	7117880	12.8	1.4	28.3	1.0	26.7	11.5	147.1	44	0
AE	9500.0	S	442096	7119112	1.1	2.1	0.3	2.7	10.8	17.8	---	---	0
AF	9521.0	S	442146	7119974	1.5	1.3	1.4	1.6	2.1	12.5	---	---	0
LINE 10460													
A	8954.4	B?	442393	7105440	9.5	5.0	18.2	6.6	9.3	39.9	16.8	27	0
B	8952.2	B?	442391	7105533	7.2	5.0	13.8	8.3	8.9	49.2	---	---	0
C	8948.8	B?	442380	7105670	0.1	4.8	11.7	8.4	18.4	50.0	---	---	73
D	8941.5	D	442365	7105959	11.8	4.6	22.3	4.2	18.7	26.0	27.9	32	0
E	8938.0	M	442364	7106099	7.6	3.1	10.0	3.7	0.0	25.0	---	---	33
F	8931.1	B?	442373	7106375	6.3	7.1	11.0	9.4	6.2	61.5	---	---	0
G	8919.4	D	442390	7106797	17.3	4.3	48.4	7.2	39.2	37.0	62.9	28	383
H	8917.0	M	442390	7106885	1.3	4.6	8.6	7.2	6.1	37.0	---	---	0
I	8913.4	B?	442393	7107016	28.0	3.1	61.3	3.0	53.7	21.4	195.9	34	0
J	8899.4	D	442416	7107552	7.7	0.0	13.9	4.2	12.2	29.2	---	---	57
K	8893.8	B?	442432	7107759	8.4	3.1	13.8	3.7	9.6	28.5	---	---	0
L	8889.0	M	442449	7107926	2.7	0.7	1.7	2.1	0.3	12.6	---	---	0
M	8881.9	D	442469	7108179	21.3	3.1	44.1	0.9	36.8	5.4	119.5	37	57
N	8875.8	B?	442463	7108416	9.0	7.5	11.9	11.3	11.5	72.1	---	---	0
O	8872.5	M	442457	7108550	5.6	4.5	10.5	6.6	9.5	39.6	---	---	0
P	8864.0	M	442454	7108864	11.8	4.9	11.4	6.4	11.5	60.1	---	---	651

CX = COAXIAL
CP = COPLANAR

Note: EM values shown above are local amplitudes

*Estimated Depth may be unreliable because the stronger part of the conductor may be deeper or to one side of the flight line, or because of a shallow dip or magnetite/overburden effects

EM Anomaly List

Label	Fid	Interp	XUTM m	YUTM m	CX 1104 HZ Real ppm	CX 1104 HZ Quad ppm	CP 877 HZ Real ppm	CP 877 HZ Quad ppm	CP 7180 HZ Real ppm	CP 7180 HZ Quad ppm	Vertical Dike COND siemens	Vertical Dike DEPTH* m	Mag. Corr NT
LINE 10460													
Q	8859.6	B?	442444	7109028	19.9	4.5	42.0	10.4	32.2	59.1	74.9	24	1617
R	8850.1	M	442440	7109324	7.9	5.0	23.0	8.5	21.3	54.2	---	---	0
S	8834.5	B?	442419	7109698	6.0	0.5	7.3	2.2	13.4	10.6	164.3	62	0
T	8826.2	B?	442439	7109998	0.0	5.3	0.4	4.6	0.6	31.0	---	---	57
U	8806.0	M	442456	7110731	10.3	1.7	23.4	2.8	20.4	21.6	---	---	0
V	8791.5	D	442506	7111257	7.0	15.5	9.4	9.9	19.0	30.2	2.7	15	57
W	8780.6	D	442487	7111712	3.4	6.2	0.0	4.0	2.6	25.6	1.9	52	0
X	8752.7	S	442475	7112931	2.3	3.9	0.6	5.3	9.1	27.8	---	---	0
Y	8730.0	S	442441	7113954	1.3	2.0	0.4	2.7	2.0	18.9	---	---	0
Z	8715.0	M	442448	7114577	0.4	0.3	1.3	1.0	1.4	3.6	---	---	0
AA	8699.0	M	442488	7115219	1.8	0.4	2.4	0.8	2.2	5.9	---	---	0
AB	8668.3	B	442477	7116181	1.7	4.0	3.1	2.0	3.2	19.7	1.6	41	0
AC	8647.0	M	442511	7116724	0.8	0.7	3.5	3.5	8.4	20.6	---	---	0
AD	8625.0	M	442513	7117462	2.2	0.3	2.6	0.0	3.1	3.8	---	---	0
AE	8602.5	S	442484	7118298	1.1	3.5	0.3	3.3	2.2	24.4	---	---	54
AF	8539.5	E	442537	7120662	1.7	3.3	2.4	3.7	1.9	27.4	---	---	0
LINE 10470													
A	8060.3	D	442697	7105456	3.7	3.9	4.2	3.0	4.8	21.4	4.4	45	37
B	8064.5	D	442687	7105619	9.1	0.9	32.0	0.7	28.8	4.3	152.9	47	37
C	8070.0	B	442689	7105831	9.1	3.2	26.6	1.6	24.9	12.4	---	---	0
D	8073.0	M	442702	7105945	2.1	3.6	7.9	3.7	7.0	20.7	---	---	308
E	8075.3	D	442716	7106034	11.7	2.1	27.4	4.1	23.7	22.3	1.0	0	0
F	8090.0	S?	442786	7106657	2.7	2.0	1.8	1.8	2.9	13.6	---	---	68
G	8098.0	M	442826	7107016	0.7	0.9	5.0	1.8	4.1	12.7	---	---	2
H	8116.0	B?	442812	7107811	5.9	2.9	19.0	4.5	19.5	25.6	---	---	0
I	8120.0	M	442814	7107976	0.8	0.8	5.0	1.8	0.2	13.3	---	---	319
J	8121.2	B?	442814	7108025	1.1	1.3	2.2	1.7	2.0	12.7	---	---	0
K	8126.7	B?	442813	7108250	6.3	0.6	18.6	0.1	17.3	0.8	---	---	37
L	8137.4	B?	442787	7108644	25.7	1.9	44.3	1.0	43.6	12.7	345.5	24	37
M	8143.0	M	442775	7108853	0.1	0.0	6.8	0.4	6.3	0.6	---	---	0
N	8152.0	M	442775	7109223	23.3	3.3	52.0	3.1	45.3	20.0	---	---	37
O	8168.0	S?	442797	7109977	1.7	3.7	0.7	4.5	0.3	32.2	---	---	0
P	8172.0	S?	442798	7110174	4.2	1.3	5.3	1.4	5.0	7.1	---	---	0
Q	8202.0	B	442826	7111491	1.6	2.8	6.7	3.3	7.6	18.7	---	---	171
R	8204.6	D	442833	7111604	6.9	5.0	12.1	4.7	16.6	24.9	9.5	34	37
S	8205.7	D	442836	7111652	6.9	5.8	12.0	4.7	16.6	24.9	7.5	33	37
T	8235.0	S	442850	7112817	0.0	2.2	1.7	2.5	4.9	17.9	---	---	0
U	8288.0	M	442875	7114656	2.0	0.4	1.4	0.7	1.1	4.8	---	---	0
V	8312.5	M	442913	7115647	3.1	0.4	10.2	0.3	8.2	0.4	---	---	97
W	8336.1	S?	442998	7116655	12.2	1.5	14.9	2.0	13.7	13.0	---	---	0
X	8340.5	M	442993	7116812	2.2	0.3	7.5	0.5	5.8	10.8	---	---	150
Y	8346.3	S?	442980	7117018	5.0	3.4	14.0	3.0	12.2	17.9	---	---	37
Z	8363.5	M	442954	7117616	2.7	0.0	6.7	0.1	6.4	2.3	---	---	0
AA	8385.0	S	442960	7118313	1.0	3.2	0.8	3.4	1.4	26.8	---	---	37

CX = COAXIAL
CP = COPLANAR

Note:EM values shown above are local amplitudes

*Estimated Depth may be unreliable because the stronger part of the conductor may be deeper or to one side of the flight line, or because of a shallow dip or magnetite/overburden effects

EM Anomaly List

Label	Fid	Interp	XUTM m	YUTM m	CX 1104 HZ Real ppm	CX 1104 HZ Quad ppm	CP 877 HZ Real ppm	CP 877 HZ Quad ppm	CP 7180 HZ Real ppm	CP 7180 HZ Quad ppm	Vertical Dike COND siemens	Vertical Dike DEPTH* m	Mag. Corr NT
LINE 10480													
A	7959.5	M	443175	7105276	1.2	2.4	1.1	2.9	1.0	20.3	---	---	0
B	7956.5	B?	443176	7105389	1.6	1.6	3.5	3.7	8.7	27.0	---	---	31
C	7935.5	S?	443184	7106209	2.0	3.4	5.6	4.4	10.3	26.7	---	---	31
D	7920.7	B?	443218	7106734	10.6	2.7	21.8	2.7	17.7	22.8	---	---	31
E	7917.8	B?	443224	7106827	7.5	3.4	16.0	2.7	12.2	21.4	---	---	31
F	7914.0	M	443230	7106948	3.5	0.8	8.6	1.3	5.5	7.3	---	---	266
G	7903.5	M	443228	7107308	5.9	2.4	5.5	2.6	8.6	15.8	---	---	64
H	7897.2	S?	443222	7107531	2.4	7.4	4.9	11.7	14.2	77.6	---	---	31
I	7886.0	M	443217	7107941	0.0	1.6	4.4	3.3	0.0	19.5	---	---	0
J	7860.0	M	443213	7108948	1.1	1.5	3.6	2.7	0.2	13.6	---	---	0
K	7842.0	M	443207	7109533	0.1	1.5	2.7	1.2	2.7	8.5	---	---	105
L	7834.2	B?	443209	7109808	6.1	2.9	9.7	2.6	7.4	20.9	16.5	44	0
M	7801.0	M	443301	7111115	1.8	1.4	4.3	0.9	3.6	3.8	---	---	0
N	7796.5	D	443294	7111294	3.0	1.5	4.9	0.4	9.3	0.6	12.8	51	0
O	7792.8	D	443291	7111449	1.0	1.7	5.7	4.7	6.2	28.8	---	---	0
P	7789.5	D	443289	7111591	1.0	4.4	2.3	4.7	7.0	28.6	0.8	16	0
Q	7784.5	S?	443284	7111806	1.2	3.7	2.5	4.1	5.5	26.1	---	---	0
R	7768.5	B?	443266	7112473	1.5	1.1	1.4	1.8	7.3	6.9	---	---	31
S	7761.7	B?	443261	7112765	2.7	1.6	1.2	1.0	4.2	17.1	---	---	0
T	7710.1	S	443330	7114886	3.2	0.8	1.3	2.1	2.9	15.1	---	---	0
U	7695.0	M	443344	7115359	0.0	3.9	1.1	4.3	0.9	27.8	---	---	31
V	7693.2	B?	443344	7115399	0.0	3.7	2.0	4.0	1.4	26.9	0.1	0	0
W	7683.0	B?	443323	7115653	20.0	0.9	54.7	1.3	45.4	5.4	1.0	0	0
X	7679.9	M	443314	7115727	1.1	1.0	3.4	1.3	1.5	0.8	---	---	0
Y	7672.7	D	443314	7115936	15.5	2.4	64.6	1.9	20.2	12.8	94.9	46	0
Z	7645.5	M	443300	7116973	4.4	2.4	15.1	2.4	12.3	19.7	---	---	0
AA	7641.7	B?	443305	7117103	4.5	2.4	15.1	2.5	12.3	19.7	0.5	0	44
AB	7640.0	M	443307	7117165	7.8	1.1	11.1	1.4	12.3	9.8	---	---	31
AC	7621.5	M	443323	7117961	2.8	0.9	2.6	0.7	6.9	8.3	---	---	53
AD	7576.5	S	443358	7119657	0.2	4.0	1.6	4.7	4.0	30.8	---	---	0
LINE 10490													
A	7070.0	M	443582	7105268	0.3	2.1	0.5	1.7	0.3	11.9	---	---	56
B	7085.0	B?	443593	7105799	11.0	2.2	24.7	1.7	21.2	10.1	---	---	0
C	7088.0	M	443597	7105902	4.1	0.5	6.0	0.5	6.3	2.3	---	---	264
D	7091.0	B?	443599	7106008	6.8	2.0	16.2	0.9	12.5	6.8	---	---	30
E	7094.5	M	443602	7106132	3.4	1.2	4.1	1.6	4.2	11.0	---	---	0
F	7101.7	B?	443600	7106405	9.3	2.1	22.1	2.3	21.0	16.6	---	---	0
G	7117.6	B	443603	7107061	0.7	2.6	1.6	2.3	0.8	15.3	1.0	31	30
H	7121.0	M	443605	7107208	1.3	0.0	3.4	2.0	2.9	0.1	---	---	271
I	7136.9	S?	443623	7107904	1.6	3.8	10.0	4.4	3.2	26.2	---	---	0
J	7156.7	B?	443616	7108680	2.8	1.9	4.1	2.8	3.1	16.8	---	---	0
K	7162.4	M	443618	7108888	8.6	3.1	18.6	3.9	13.1	25.4	---	---	29
L	7184.5	S	443602	7109793	4.9	0.8	3.2	0.5	1.4	3.6	---	---	0
M	7207.4	B?	443639	7110756	18.5	1.2	40.5	2.3	33.8	9.3	373.1	44	30

CX = COAXIAL
CP = COPLANAR

Note: EM values shown above are local amplitudes

*Estimated Depth may be unreliable because the stronger part of the conductor may be deeper or to one side of the flight line, or because of a shallow dip or magnetite/overburden effects

EM Anomaly List

Label	Fid	Interp	XUTM m	YUTM m	CX 1104 HZ Real ppm	CX 1104 HZ Quad ppm	CP 877 HZ Real ppm	CP 877 HZ Quad ppm	CP 7180 HZ Real ppm	CP 7180 HZ Quad ppm	Vertical Dike COND siemens	Vertical Dike DEPTH* m	Mag. Corr NT
LINE 10490													
N	7212.8	D	443642	7110977	1.2	4.6	29.8	2.6	6.4	25.3	1.0	27	0
O	7215.5	M	443642	7111083	1.2	4.6	0.6	2.6	0.4	25.3	---	---	346
P	7226.5	B?	443638	7111549	7.5	6.2	11.4	4.1	19.4	23.1	---	---	20
Q	7232.6	S?	443631	7111801	0.8	5.9	3.0	7.5	12.9	42.2	0.5	0	0
R	7265.0	S	443638	7113096	0.8	1.4	2.1	2.0	3.9	3.7	---	---	5
S	7304.8	S	443726	7114713	3.7	2.5	2.3	3.0	6.1	20.0	---	---	4
T	7340.1	M	443689	7116121	1.1	0.8	8.7	1.3	8.5	7.3	---	---	30
U	7352.7	S?	443705	7116636	3.6	4.3	8.9	4.4	7.9	38.0	3.6	58	0
V	7368.0	M	443716	7117221	3.6	0.9	4.7	1.4	13.4	13.1	---	---	0
W	7375.5	M	443717	7117519	10.8	1.6	18.4	1.4	16.9	9.2	---	---	0
X	7430.0	S	443715	7119384	1.8	0.8	0.6	1.3	0.7	9.6	---	---	0
Y	7470.0	S	443771	7120918	0.0	2.8	0.1	4.9	1.3	33.3	---	---	0
LINE 10500													
A	6715.0	M	444042	7104972	1.4	0.9	3.8	2.0	2.3	11.0	---	---	15
B	6684.3	B	444016	7106190	12.2	10.4	24.1	17.1	27.6	106.9	8.9	32	30
C	6675.5	M	444009	7106531	11.4	4.0	24.6	4.2	14.6	27.6	---	---	48
D	6675.2	B?	444009	7106543	12.1	4.0	24.6	4.2	14.6	27.6	35.6	33	38
E	6670.4	B?	444004	7106741	3.3	1.4	5.7	1.7	2.4	11.0	---	---	0
F	6664.8	B?	444009	7106979	7.5	0.2	15.4	6.0	7.6	35.2	883.1	68	0
G	6660.7	B?	444014	7107152	11.8	5.8	23.0	6.6	20.0	37.2	19.9	33	172
H	6654.4	B?	444015	7107412	10.0	8.5	22.9	13.3	22.6	85.6	---	---	30
I	6642.0	M	444013	7107906	16.9	1.5	32.3	1.6	27.5	5.7	---	---	921
J	6624.0	S	444052	7108688	3.5	0.7	4.1	2.0	14.3	9.6	---	---	0
K	6613.5	M	444062	7109080	2.2	3.4	1.6	5.2	3.4	38.9	---	---	18
L	6589.7	B?	444077	7110088	0.9	0.9	1.0	0.9	4.2	6.2	---	---	0
M	6577.9	S?	444065	7110621	7.9	3.1	13.7	2.6	13.0	19.7	---	---	0
N	6574.0	M	444060	7110792	0.5	0.5	0.4	1.3	0.6	9.3	---	---	0
O	6560.1	D	444063	7111409	3.3	3.8	3.7	12.1	29.8	1.6	3.8	48	30
P	6555.6	D	444072	7111616	3.1	11.8	1.4	12.4	28.0	52.3	1.3	3	30
Q	6550.8	D	444084	7111848	0.9	3.2	0.5	2.1	6.1	8.9	1.0	19	0
R	6547.8	D	444092	7111993	0.7	1.9	0.6	1.2	0.5	5.7	---	---	0
S	6520.2	S?	444127	7113322	0.8	4.1	1.4	2.8	4.4	18.3	---	---	43
T	6486.1	B?	444070	7114787	1.8	3.0	3.5	2.9	5.0	22.3	---	---	0
U	6450.3	S	444108	7115980	4.2	2.2	7.9	2.5	4.2	20.2	---	---	30
V	6410.0	S	444116	7117552	2.9	1.8	4.0	2.1	4.4	13.6	---	---	0
W	6404.0	M	444132	7117835	0.0	0.7	1.9	0.3	3.4	3.3	---	---	118
X	6375.0	S	444132	7119011	2.2	1.8	3.1	1.9	2.2	14.4	---	---	30
Y	6337.0	S	444193	7120429	0.1	2.7	0.8	3.4	6.3	22.3	---	---	0
LINE 10510													
A	5810.0	M	444393	7105440	0.2	0.9	10.4	2.0	8.5	13.6	---	---	62
B	5828.6	B?	444374	7106195	0.5	6.9	3.2	9.8	7.0	55.9	---	---	28
C	5831.5	B?	444379	7106310	6.6	5.8	13.7	11.4	13.4	64.0	---	---	0
D	5841.0	B?	444398	7106693	4.2	3.2	6.1	4.5	3.9	28.9	---	---	77
E	5856.0	M	444402	7107360	0.0	3.0	5.1	3.8	6.6	25.8	---	---	0

CX = COAXIAL
CP = COPLANAR

Note: EM values shown above are local amplitudes

*Estimated Depth may be unreliable because the stronger part of the conductor may be deeper or to one side of the flight line, or because of a shallow dip or magnetite/overburden effects

JOB 659

EM Anomaly List

Label	Fid	Interp	XUTM m	YUTM m	CX 1104 HZ Real ppm	CX 1104 HZ Quad ppm	CP 877 HZ Real ppm	CP 877 HZ Quad ppm	CP 7180 HZ Real ppm	CP 7180 HZ Quad ppm	Vertical Dike COND siemens	Vertical Dike DEPTH* m	Mag. Corr NT
LINE 10510													
F	5864.0	B?	444398	7107715	22.6	3.1	33.0	3.9	36.7	28.1	---	---	0
G	5870.5	M	444397	7107992	0.1	3.8	5.6	5.0	5.3	26.0	---	---	0
H	5889.0	S?	444395	7108802	0.9	4.7	1.3	4.9	0.8	34.2	---	---	0
I	5933.8	B?	444427	7110828	2.6	2.1	4.4	3.8	2.5	20.9	---	---	0
J	5944.9	B	444436	7111341	4.8	3.2	3.9	4.7	9.4	27.1	9.4	36	0
K	5951.6	B	444457	7111643	2.9	4.8	2.7	1.6	4.0	15.1	---	---	0
L	5952.9	B	444458	7111698	1.7	4.8	1.3	2.1	4.3	17.4	1.3	12	0
M	5960.8	B	444459	7112034	1.8	4.9	0.6	4.2	8.9	23.6	---	---	0
N	5966.0	B	444459	7112242	1.2	3.8	1.6	5.5	13.8	31.0	---	---	0
O	5985.7	S?	444459	7113043	0.7	4.8	0.5	7.6	7.5	49.7	---	---	0
P	5998.4	B?	444478	7113498	2.5	3.2	1.9	3.4	5.8	22.4	---	---	29
Q	6006.2	B?	444474	7113763	1.1	4.2	1.8	3.4	7.6	24.3	---	---	0
R	6011.1	B?	444471	7113920	0.6	4.3	1.9	5.9	5.9	38.6	---	---	0
S	6029.6	B?	444464	7114500	0.0	4.1	0.2	5.3	4.1	34.9	---	---	28
T	6054.7	S	444480	7115449	5.6	0.6	1.3	1.3	1.4	7.4	---	---	28
U	6059.0	M	444502	7115647	0.5	0.5	0.4	0.5	0.2	2.8	---	---	0
V	6063.5	M	444520	7115840	2.8	1.5	1.9	1.6	0.4	8.0	---	---	36
W	6079.5	M	444544	7116525	0.7	0.6	24.0	0.5	18.6	5.5	---	---	446
X	6085.5	M	444545	7116811	9.4	0.3	25.7	0.3	21.4	5.3	---	---	80
Y	6100.0	S	444543	7117418	2.2	1.8	2.0	2.4	4.8	15.7	---	---	0
Z	6149.1	S?	444533	7119078	0.6	2.8	6.9	5.6	6.7	39.5	---	---	28
AA	6152.5	M	444530	7119212	2.5	2.1	2.0	5.3	6.7	33.5	---	---	0
AB	6164.0	M	444538	7119670	2.8	0.3	3.4	1.5	1.1	8.1	---	---	15
AC	6178.3	S?	444552	7120276	1.0	4.6	0.8	4.0	7.3	26.3	---	---	0
LINE 10520													
A	5657.0	B?	444849	7105451	5.2	4.4	10.6	5.1	9.6	32.0	---	---	112
B	5653.5	B?	444855	7105608	4.4	2.2	5.3	1.7	5.0	12.0	---	---	12
C	5639.5	B?	444832	7106228	2.4	5.4	4.3	6.6	16.7	33.1	---	---	45
D	5625.3	B?	444805	7106879	3.7	11.3	7.0	17.0	25.2	95.6	---	---	96
E	5622.8	B?	444805	7106988	6.9	6.5	13.4	8.6	22.7	50.0	---	---	0
F	5619.0	B?	444809	7107144	2.8	4.8	2.5	9.9	3.4	62.2	---	---	0
G	5617.0	B?	444812	7107233	3.7	7.1	8.1	9.8	13.8	62.2	---	---	0
H	5604.9	S?	444832	7107783	8.9	3.9	8.3	6.7	9.5	33.0	---	---	23
I	5589.0	S	444826	7108491	2.5	2.8	3.0	4.3	4.6	30.4	---	---	0
J	5558.4	S?	444849	7109853	2.2	5.1	4.6	6.7	15.5	34.4	1.8	27	0
K	5548.2	B?	444847	7110288	1.5	5.4	3.5	5.5	3.6	37.2	1.1	24	0
L	5531.8	B?	444848	7110983	3.9	3.2	5.6	2.7	11.2	17.0	---	---	23
M	5527.4	B?	444848	7111173	1.2	4.7	2.0	6.8	13.8	35.4	1.0	13	0
N	5524.8	B?	444849	7111286	0.8	4.8	0.7	3.4	6.2	19.5	0.7	1	75
O	5512.8	B?	444848	7111813	2.4	5.8	1.1	5.0	13.7	33.5	1.8	30	23
P	5509.1	B?	444858	7111973	1.2	4.2	1.9	4.1	13.9	21.8	---	---	23
Q	5507.2	B?	444861	7112057	1.5	4.1	2.1	2.5	8.1	15.3	1.3	29	0
R	5495.2	S?	444880	7112585	0.1	5.6	1.1	6.6	10.2	46.2	---	---	0
S	5473.6	S?	444894	7113439	1.5	3.7	2.2	3.1	5.4	21.4	---	---	23
T	5463.8	B?	444873	7113831	3.7	1.4	2.9	1.3	0.9	0.8	---	---	0

CX = COAXIAL
CP = COPLANAR

Note: EM values shown above are local amplitudes

*Estimated Depth may be unreliable because the stronger part of the conductor may be deeper or to one side of the flight line, or because of a shallow dip or magnetite/overburden effects

JOB 659

EM Anomaly List

Label	Fid	Interp	XUTM m	YUTM m	CX 1104 HZ Real ppm	CX 1104 HZ Quad ppm	CP 877 HZ Real ppm	CP 877 HZ Quad ppm	CP 7180 HZ Real ppm	CP 7180 HZ Quad ppm	Vertical Dike COND siemens	Vertical Dike DEPTH* m	Mag. Corr NT
LINE 10520													
U	5456.4	S?	444862	7114143	2.5	3.5	1.6	3.5	8.3	25.7	---	---	0
V	5384.0	M	444934	7116694	0.5	0.9	2.0	0.2	2.9	2.0	---	---	0
W	5351.3	S	444916	7118049	3.1	0.5	2.1	1.1	2.7	6.6	---	---	0
X	5337.2	S?	444915	7118655	3.5	2.1	6.6	2.3	8.4	15.4	---	---	0
Y	5304.3	B?	444952	7119574	0.8	1.7	0.5	0.3	1.5	4.2	1.4	56	0
Z	5280.0	S?	445006	7120374	1.5	3.5	0.5	2.9	2.1	22.0	---	---	0
LINE 10530													
A	4713.6	B?	445113	7104852	0.6	1.9	0.4	1.3	2.2	6.5	---	---	0
B	4720.7	S?	445098	7105092	9.1	14.3	10.8	22.0	50.2	137.5	3.3	26	0
C	4731.2	B?	445109	7105545	4.8	2.7	1.8	3.4	9.4	11.0	---	---	33
D	4735.0	B?	445093	7105715	0.8	3.0	2.3	4.3	0.6	20.7	---	---	0
E	4756.3	B?	445159	7106575	8.4	4.8	6.7	7.2	22.6	10.4	14.4	29	0
F	4761.1	S?	445183	7106794	11.7	1.9	6.8	3.4	16.6	49.6	---	---	0
G	4770.0	M	445203	7107160	0.0	3.4	15.7	5.6	9.9	37.0	---	---	459
H	4772.4	B?	445203	7107258	11.3	3.6	25.7	5.6	19.9	37.0	---	---	0
I	4780.0	M	445216	7107564	2.1	2.0	4.9	2.2	3.4	6.0	---	---	0
J	4790.3	S?	445249	7107976	1.2	5.1	1.8	4.5	5.0	26.5	0.9	22	100
K	4833.2	B?	445214	7109703	2.5	3.0	5.6	2.5	10.1	6.7	3.3	63	0
L	4836.5	B?	445211	7109842	1.0	3.7	5.0	5.4	15.7	22.4	---	---	33
M	4840.3	D	445210	7110007	2.7	2.2	1.4	6.3	15.7	25.2	---	---	0
N	4843.8	B?	445210	7110153	2.9	1.2	8.3	2.7	9.4	5.6	14.8	65	33
O	4847.9	B?	445215	7110329	2.9	3.6	9.4	6.0	14.4	23.0	---	---	33
P	4860.9	B?	445226	7110886	3.7	0.7	2.7	0.1	1.7	10.1	---	---	33
Q	4867.3	B	445236	7111169	0.9	1.6	0.7	0.8	0.7	7.7	---	---	33
R	4871.7	D	445243	7111357	1.5	3.3	3.6	1.8	8.1	6.8	1.6	25	0
S	4876.0	B?	445246	7111521	2.7	0.6	2.6	0.4	8.7	2.4	---	---	0
T	4880.1	D	445250	7111675	2.2	1.0	3.8	0.4	1.3	4.1	---	---	0
U	4888.7	D	445262	7112009	2.8	1.3	0.2	2.6	7.2	15.8	14.2	61	0
V	4903.5	S?	445293	7112587	2.3	3.0	1.9	3.5	5.3	30.0	---	---	0
W	4920.6	B?	445267	7113268	1.4	1.9	0.9	0.6	1.8	4.1	---	---	0
X	4927.0	B?	445258	7113505	2.6	1.1	1.3	0.8	3.8	7.5	---	---	0
Y	4933.4	B?	445250	7113727	1.8	2.5	1.3	1.3	3.5	10.1	---	---	0
Z	4960.0	M	445316	7114606	0.5	2.1	1.7	2.1	1.6	14.9	---	---	63
AA	4965.0	B?	445307	7114770	7.7	1.9	13.7	1.2	12.8	13.1	---	---	33
AB	4970.5	D	445300	7114956	0.4	2.6	1.6	2.5	0.8	24.3	0.6	10	33
AC	4978.9	D	445302	7115264	14.9	8.2	13.5	10.2	19.4	7.2	18.2	24	0
AD	5002.0	M	445295	7116205	1.7	2.3	4.5	3.4	4.1	20.8	---	---	0
AE	5002.9	B?	445295	7116243	8.9	1.9	26.0	2.5	22.9	20.8	65.0	45	33
AF	5008.4	B?	445298	7116478	18.5	2.8	46.0	3.5	49.6	6.9	107.2	33	33
AG	5011.7	B?	445300	7116606	13.2	4.3	29.2	7.1	37.5	11.5	---	---	0
AH	5018.6	D	445306	7116842	2.0	3.3	3.7	7.6	17.9	8.9	1.9	60	0
AI	5035.0	M	445322	7117278	0.5	0.7	0.5	1.1	1.2	1.6	---	---	298
AJ	5062.5	M	445332	7118103	0.6	0.2	6.4	0.4	4.9	1.1	---	---	0
AK	5084.0	M	445371	7118917	1.6	0.9	2.0	1.1	1.1	7.0	---	---	0
AL	5101.7	D	445404	7119619	6.7	12.1	11.3	11.6	28.0	80.3	2.4	48	33

CX = COAXIAL
CP = COPLANAR

Note: EM values shown above are local amplitudes

*Estimated Depth may be unreliable because the stronger part of the conductor may be deeper or to one side of the flight line, or because of a shallow dip or magnetite/overburden effects

EM Anomaly List

Label	Fid	Interp	XUTM m	YUTM m	CX 1104 HZ Real ppm	CX 1104 HZ Quad ppm	CP 877 HZ Real ppm	CP 877 HZ Quad ppm	CP 7180 HZ Real ppm	CP 7180 HZ Quad ppm	Vertical Dike COND siemens	Vertical Dike DEPTH* m	Mag. Corr NT
LINE 10530													
AM	5106.6	M	445408	7119803	8.1	0.0	17.2	10.2	13.9	79.7	---	---	33
AN	5130.7	B?	445388	7120774	4.6	6.4	3.4	5.9	10.9	17.1	---	---	0
AO	5134.1	D	445389	7120903	5.7	11.5	6.0	12.8	26.7	44.5	2.7	16	33
AP	5138.5	D	445397	7121069	10.9	11.8	9.3	16.0	33.5	25.3	6.1	25	0
LINE 10540													
A	4468.3	B?	445545	7105043	4.0	17.9	5.9	28.7	65.5	130.0	1.3	7	0
B	4461.9	S?	445552	7105323	8.0	9.4	16.5	21.0	65.2	68.2	---	---	32
C	4456.5	E	445570	7105558	15.1	16.3	26.7	20.1	52.6	102.6	6.8	21	0
D	4452.5	M	445585	7105716	7.4	6.4	23.3	11.1	0.2	59.5	---	---	0
E	4450.0	B?	445596	7105804	8.2	4.3	4.4	4.7	5.8	26.0	15.6	37	25
F	4423.0	B?	445593	7106816	2.9	2.7	2.3	1.8	9.0	15.7	---	---	0
G	4408.0	M	445621	7107490	11.6	1.6	16.4	1.7	14.5	10.9	---	---	25
H	4397.5	M	445636	7107922	1.0	0.6	3.5	1.0	2.7	7.9	---	---	247
I	4391.5	M	445626	7108171	0.0	0.6	14.7	0.5	14.0	2.4	---	---	0
J	4377.5	M	445602	7108757	4.6	1.3	11.5	1.5	11.0	10.8	---	---	0
K	4367.5	B?	445593	7109178	5.6	2.7	8.6	3.1	7.6	26.1	---	---	25
L	4357.0	D	445615	7109606	4.3	2.9	6.1	9.8	27.3	52.0	---	---	0
M	4352.4	D	445622	7109782	4.7	9.3	4.3	10.4	25.6	52.6	1.9	52	0
N	4343.0	B?	445647	7110162	5.8	7.3	6.4	9.1	27.9	38.2	4.0	32	0
O	4320.0	S?	445646	7111191	0.9	4.9	0.1	7.6	9.0	51.1	---	---	51
P	4313.9	B?	445654	7111467	1.7	3.5	3.5	4.9	14.9	27.3	---	---	0
Q	4308.1	B?	445664	7111729	1.8	1.2	0.8	1.6	0.1	0.7	6.5	70	0
R	4299.2	B?	445672	7112135	3.8	4.7	1.7	5.4	10.2	40.2	3.4	49	0
S	4285.0	S	445663	7112761	2.0	4.7	2.0	6.8	5.5	45.4	---	---	0
T	4252.0	S?	445689	7114103	1.9	3.5	3.6	3.2	10.4	16.2	---	---	0
U	4234.2	D	445699	7114778	0.8	2.9	0.4	1.7	0.1	14.0	---	---	0
V	4213.9	D	445722	7115342	3.9	3.8	1.5	1.4	1.2	11.6	5.0	47	25
W	4185.5	M	445713	7116268	1.6	0.2	0.1	0.4	2.3	1.4	---	---	0
X	4158.0	M	445726	7117421	0.1	0.4	2.9	0.3	1.7	0.0	---	---	0
Y	4103.4	B?	445732	7118967	1.6	0.6	0.5	1.8	4.7	3.5	---	---	25
Z	4097.5	B?	445718	7119189	1.0	1.8	2.1	1.5	5.9	1.0	---	---	0
AA	4073.1	D	445760	7119965	2.3	2.4	1.5	0.4	0.8	3.9	3.8	59	0
AB	4050.7	D	445756	7120695	4.1	2.9	2.8	3.0	8.1	5.5	8.1	51	25
AC	4044.0	B?	445782	7120953	1.4	2.2	1.3	2.4	1.7	10.3	---	---	25
AD	4028.0	S	445796	7121514	0.6	1.3	0.8	2.2	0.6	18.2	---	---	0
AE	3998.4	B?	445798	7122532	10.0	10.3	42.5	31.1	80.0	41.9	---	---	0
AF	3993.8	B	445784	7122692	28.3	25.6	45.4	44.8	105.5	66.7	10.9	8	0
AG	3989.1	D	445789	7122849	15.8	19.2	8.0	19.6	46.0	60.9	5.8	20	0
AH	3982.1	B?	445797	7123091	2.0	3.9	0.4	3.4	5.1	16.0	1.4	69	0
LINE 10550													
A	3378.0	M	445946	7105427	7.5	4.0	9.9	4.7	24.9	14.3	---	---	35
B	3384.1	D	445924	7105631	6.4	18.0	7.2	23.6	65.9	92.8	2.2	7	23
C	3386.2	D	445919	7105705	8.2	18.2	11.8	27.8	82.0	94.7	2.8	8	0
D	3389.5	B	445915	7105831	10.6	17.4	16.4	26.7	87.1	86.9	3.3	24	0

CX = COAXIAL
CP = COPLANAR

Note: EM values shown above are local amplitudes

*Estimated Depth may be unreliable because the stronger part of the conductor may be deeper or to one side of the flight line, or because of a shallow dip or magnetite/overburden effects

JOB 659

EM Anomaly List

Label	Fid	Interp	XUTM m	YUTM m	CX 1104 HZ Real ppm	CX 1104 HZ Quad ppm	CP 877 HZ Real ppm	CP 877 HZ Quad ppm	CP 7180 HZ Real ppm	CP 7180 HZ Quad ppm	Vertical Dike COND siemens	Vertical Dike DEPTH* m	Mag. Corr NT
LINE 10550													
E	3392.5	B	445920	7105949	10.6	17.4	16.5	25.8	86.6	84.5	3.3	27	23
F	3402.2	B?	445980	7106362	4.3	2.8	6.8	3.7	5.5	23.7	9.6	46	14
G	3435.0	M	446027	7107826	0.4	1.7	1.2	1.1	0.6	6.7	---	---	119
H	3450.5	B?	446022	7108514	6.0	2.7	8.0	2.3	8.5	11.0	18.1	48	0
I	3458.9	B?	446024	7108906	7.3	5.3	12.6	8.0	15.0	54.1	9.5	39	0
J	3463.5	M	446022	7109116	0.0	2.5	0.4	4.1	0.2	35.3	---	---	83
K	3474.4	D	446028	7109594	4.4	1.8	5.6	4.2	11.2	37.7	---	---	268
L	3486.8	B	446044	7110169	3.9	4.7	2.8	4.7	13.6	27.7	3.7	39	0
M	3490.0	B	446041	7110320	3.8	6.7	2.0	9.3	24.2	40.7	2.1	41	0
N	3512.7	B?	446052	7111382	2.6	5.8	2.5	4.5	11.8	19.1	1.9	30	0
O	3520.5	D	446046	7111748	2.1	1.7	2.1	1.7	1.2	4.0	5.3	68	0
P	3526.4	D	446043	7112015	1.7	3.7	2.9	3.9	6.2	5.2	1.8	37	23
Q	3531.4	B	446043	7112237	3.3	6.5	2.9	7.5	18.0	30.2	1.7	45	0
R	3539.5	B?	446050	7112581	0.8	2.8	1.4	3.4	4.0	23.1	---	---	23
S	3562.5	M	446087	7113545	0.8	1.2	2.1	1.7	2.0	5.3	---	---	0
T	3563.9	D	446088	7113608	4.2	1.9	9.6	2.0	7.9	6.3	---	---	0
U	3574.6	S?	446100	7114063	3.9	10.1	2.8	13.4	28.0	88.0	2.0	12	0
V	3587.5	D	446092	7114597	3.1	1.0	1.1	1.0	14.2	7.2	---	---	21
W	3592.0	D	446090	7114772	1.0	3.9	1.4	4.9	7.2	35.6	---	---	6
X	3597.0	D	446092	7114970	3.9	3.6	11.6	5.0	6.3	36.1	---	---	0
Y	3608.7	D	446094	7115476	8.6	10.3	8.9	9.4	20.5	23.7	4.8	39	0
Z	3613.5	B?	446088	7115689	3.0	1.2	9.0	2.6	7.9	15.5	---	---	0
AA	3620.0	M	446089	7115969	8.2	0.9	8.6	1.0	8.1	7.2	---	---	4
AB	3625.0	M	446100	7116186	1.1	1.6	5.7	1.3	12.5	13.0	---	---	113
AC	3679.0	M	446127	7117776	1.8	0.3	2.7	0.3	1.4	1.4	---	---	64
AD	3695.5	M	446139	7118314	1.6	0.5	6.4	1.8	4.9	8.5	---	---	130
AE	3719.0	D	446162	7119228	3.7	12.5	1.8	16.0	33.0	92.5	---	---	0
AF	3722.5	B?	446162	7119364	1.1	2.1	2.0	9.5	0.3	62.3	---	---	0
AG	3726.2	D	446170	7119514	0.9	2.0	1.2	2.4	3.2	8.6	---	---	14
AH	3740.3	B?	446179	7119996	1.9	2.9	0.8	4.1	0.2	36.8	---	---	0
AI	3742.6	M	446176	7120078	0.0	2.8	25.2	4.1	15.1	36.8	---	---	110
LINE 10560													
A	3260.7	B?	446416	7104839	1.4	2.6	0.5	1.4	0.5	10.6	---	---	9
B	3234.6	B?	446447	7105793	0.9	4.8	2.0	5.8	5.4	40.9	---	---	0
C	3225.4	B	446426	7106100	1.0	1.2	1.4	4.9	7.8	24.6	---	---	11
D	3221.0	D	446414	7106248	4.4	5.0	3.4	4.7	8.1	29.6	4.2	47	0
E	3215.0	B?	446402	7106442	0.5	3.0	2.2	5.2	8.9	29.4	---	---	0
F	3209.0	B?	446395	7106613	1.3	3.9	0.2	3.8	0.2	29.0	---	---	0
G	3175.0	M	446413	7107845	0.2	1.3	2.7	0.9	2.1	8.4	---	---	0
H	3157.5	B?	446430	7108436	3.5	1.6	22.0	2.7	18.5	14.3	---	---	0
I	3148.4	B?	446472	7108812	3.0	3.2	5.1	6.3	2.4	42.5	---	---	84
J	3147.0	M	446475	7108873	0.5	2.7	0.2	6.3	4.5	42.4	---	---	66
K	3136.5	M	446473	7109326	1.3	2.6	0.7	2.3	0.9	18.6	---	---	56
L	3125.5	M	446460	7109751	0.0	0.4	4.4	7.0	19.9	38.6	---	---	0
M	3120.1	B?	446461	7109981	7.5	6.1	8.1	7.4	21.0	40.3	8.1	35	0

CX = COAXIAL
CP = COPLANAR

Note: EM values shown above are local amplitudes

*Estimated Depth may be unreliable because the stronger part of the conductor may be deeper or to one side of the flight line, or because of a shallow dip or magnetite/overburden effects

JOB 659

EM Anomaly List

Label	Fid	Interp	XUTM m	YUTM m	CX 1104 HZ Real ppm	CX 1104 HZ Quad ppm	CP 877 HZ Real ppm	CP 877 HZ Quad ppm	CP 7180 HZ Real ppm	CP 7180 HZ Quad ppm	Vertical Dike COND siemens	Vertical Dike DEPTH* m	Mag. Corr NT
LINE 10560													
N	3113.2	D	446447	7110300	2.5	3.9	4.5	3.1	10.3	21.2	2.3	64	0
O	3108.0	B?	446427	7110528	0.2	2.3	0.4	3.4	2.7	17.7	---	---	0
P	3078.4	B?	446482	7111829	1.5	2.6	1.8	3.8	10.2	15.1	---	---	0
Q	3073.6	D	446477	7112039	0.5	6.5	3.3	9.5	34.6	35.0	---	---	0
R	3069.8	D	446472	7112202	6.6	10.6	1.7	8.3	25.5	40.0	2.9	30	23
S	3062.5	S	446466	7112517	0.9	3.5	1.2	4.5	5.2	29.4	---	---	0
T	3050.5	B?	446471	7113011	1.2	1.1	2.9	0.4	1.6	3.7	---	---	0
U	3043.2	B?	446470	7113300	8.8	0.1	14.5	1.5	13.1	13.7	---	---	0
V	3040.7	D	446466	7113395	5.8	2.5	11.9	1.5	10.3	13.7	---	---	133
W	3038.0	M	446461	7113494	1.4	1.9	3.8	2.4	3.7	19.1	---	---	0
X	3036.2	B?	446461	7113559	1.4	1.3	3.8	1.3	3.7	12.0	---	---	23
Y	3021.7	B?	446470	7114093	4.5	7.6	5.3	8.0	18.3	43.9	2.4	48	0
Z	3020.2	B?	446475	7114150	2.7	6.8	5.1	7.8	15.0	41.1	---	---	0
AA	3002.5	D	446510	7114731	2.3	1.1	3.8	4.2	2.7	31.2	---	---	23
AB	2998.5	D	446515	7114841	0.2	3.0	1.0	4.1	0.4	29.2	---	---	1
AC	2981.9	B?	446534	7115350	1.3	1.3	1.3	0.9	2.3	9.3	---	---	23
AD	2970.0	S	446537	7115756	1.3	2.2	0.9	2.5	2.0	20.9	---	---	0
AE	2940.0	S	446539	7117053	0.3	2.1	1.3	2.7	4.2	19.1	---	---	0
AF	2890.0	M	446496	7118389	5.1	0.2	21.0	0.6	19.3	1.2	---	---	0
AG	2879.0	S	446511	7118578	9.8	1.2	10.7	1.5	10.5	10.5	---	---	0
AH	2847.0	D	446540	7119615	2.3	2.3	0.6	0.7	0.5	7.6	3.9	61	23
AI	2826.0	S?	446576	7120297	1.8	3.1	1.9	3.6	3.4	25.2	---	---	0
AJ	2806.4	B?	446584	7120998	2.4	3.2	1.5	2.4	8.1	14.0	---	---	6
AK	2762.5	D	446524	7122739	0.2	1.7	1.1	1.0	0.4	8.3	---	---	0
AL	2750.0	B	446543	7123241	2.1	1.4	4.0	3.4	6.7	14.0	---	---	0
AM	2733.9	D	446632	7123674	1.1	15.5	0.0	23.1	12.5	211.4	---	---	0
LINE 10570													
A	2000.2	B?	446729	7097527	2.6	3.3	4.0	4.1	3.8	26.1	---	---	0
B	2006.2	D	446735	7097798	1.2	4.9	2.4	4.0	11.6	26.3	---	---	15
C	2024.6	S	446735	7098643	1.7	4.1	3.3	5.7	8.3	30.9	---	---	0
D	2029.5	M	446725	7098870	0.4	0.2	7.6	0.2	8.1	2.1	---	---	0
E	2037.0	B?	446716	7099183	4.5	2.7	7.4	2.7	4.4	19.6	---	---	24
F	2054.0	M	446732	7099934	3.7	1.5	4.2	1.9	0.3	8.3	---	---	35
G	2057.7	S?	446736	7100114	6.0	1.9	8.5	2.8	13.0	14.0	29.3	37	24
H	2095.0	S	446774	7101936	2.0	3.4	1.3	4.4	6.9	27.5	---	---	0
I	2120.0	S	446776	7103105	0.2	2.7	0.3	3.5	3.3	21.0	---	---	0
J	2132.5	B?	446776	7103630	1.2	1.0	2.0	0.7	2.0	0.2	---	---	24
K	2137.5	B?	446784	7103870	5.7	2.7	2.7	0.9	3.9	7.4	16.3	31	24
L	2141.7	D	446792	7104061	0.2	5.0	0.9	4.7	5.8	31.8	---	---	0
M	2144.9	D	446790	7104213	6.2	3.0	4.8	4.7	8.0	31.8	16.7	38	24
N	2152.9	D	446797	7104583	5.1	1.9	6.4	1.7	6.6	11.0	22.9	39	0
O	2161.7	B?	446804	7104993	2.2	0.6	2.6	1.3	3.9	1.6	---	---	28
P	2167.5	M	446812	7105262	0.4	0.7	1.3	0.7	2.2	3.7	---	---	89
Q	2169.3	B?	446816	7105346	9.9	0.2	22.7	0.7	20.9	3.7	999.0	43	0
R	2184.2	B?	446841	7105946	1.3	3.4	3.9	3.5	4.3	24.7	---	---	24

CX = COAXIAL
CP = COPLANAR

Note:EM values shown above are local amplitudes

*Estimated Depth may be unreliable because the stronger part of the conductor may be deeper or to one side of the flight line, or because of a shallow dip or magnetite/overburden effects

EM Anomaly List

Label	Fid	Interp	XUTM m	YUTM m	CX 1104 HZ Real ppm	CX 1104 HZ Quad ppm	CP 877 HZ Real ppm	CP 877 HZ Quad ppm	CP 7180 HZ Real ppm	CP 7180 HZ Quad ppm	Vertical Dike COND siemens	Vertical Dike DEPTH* m	Mag. Corr NT
LINE 10570													
S	2189.0	D	446854	7106160	3.0	2.2	5.7	0.7	8.2	2.5	7.4	49	24
T	2194.0	M	446858	7106391	0.2	2.8	0.2	2.9	5.7	16.7	---	---	336
U	2205.9	S	446847	7106934	8.1	2.6	19.6	2.8	5.5	23.7	---	---	0
V	2213.0	M	446828	7107236	0.4	3.1	0.4	4.1	0.2	34.7	---	---	12
W	2215.2	E	446823	7107330	11.3	3.1	21.8	4.1	19.1	34.7	45.4	22	24
X	2224.0	M	446810	7107697	1.4	1.8	0.4	1.5	0.2	8.7	---	---	214
Y	2241.5	M	446807	7108344	0.8	0.4	1.1	1.0	1.9	5.9	---	---	0
Z	2246.5	B?	446812	7108527	1.5	2.7	10.2	2.7	17.8	13.0	---	---	0
AA	2256.0	M	446830	7108851	6.8	0.9	4.5	1.2	2.9	8.6	---	---	0
AB	2259.7	B?	446843	7108986	8.5	1.8	13.7	1.9	12.6	14.2	---	---	0
AC	2262.9	B?	446852	7109108	7.2	1.9	10.1	1.8	9.7	15.5	---	---	24
AD	2270.0	D	446861	7109385	14.4	5.0	16.4	4.0	12.9	30.9	35.9	33	0
AE	2277.5	M	446859	7109682	13.1	0.2	33.3	0.3	19.6	9.3	---	---	732
AF	2280.0	B?	446858	7109785	16.0	1.4	34.5	0.4	31.3	1.2	237.0	40	0
AG	2286.7	D	446852	7110060	8.9	2.7	14.8	2.1	15.0	15.7	---	---	24
AH	2289.5	D	446851	7110170	0.9	2.3	1.7	2.7	6.2	18.5	---	---	0
AI	2325.5	B?	446883	7111582	2.0	10.6	3.8	14.0	29.7	79.4	0.9	2	0
AJ	2336.9	S?	446878	7112032	1.2	2.2	1.0	1.4	4.7	7.0	---	---	0
AK	2362.3	B?	446896	7113044	1.6	7.7	1.3	9.7	17.7	55.3	0.9	2	0
AL	2370.2	D	446901	7113329	0.4	2.2	1.3	5.3	12.7	26.3	0.7	0	24
AM	2393.4	D	446898	7114125	7.9	10.4	5.8	9.8	24.4	23.9	4.1	24	0
AN	2407.9	S	446878	7114726	0.1	1.5	0.3	0.8	0.5	8.0	---	---	21
AO	2420.0	S	446885	7115315	1.6	3.2	2.6	4.3	2.2	33.6	---	---	0
AP	2442.9	E	446934	7116379	0.5	2.3	1.6	2.6	4.2	17.9	---	---	24
AQ	2460.0	S	446942	7116940	1.3	1.3	1.5	2.3	3.8	17.1	---	---	0
AR	2485.0	M	446941	7117608	0.0	0.0	12.1	0.5	8.7	2.0	---	---	0
AS	2490.4	B?	446947	7117778	10.7	2.5	21.9	2.9	19.0	19.4	1.0	0	24
AT	2505.0	M	446981	7118310	21.0	0.2	31.5	1.5	29.2	8.3	---	---	0
AU	2511.0	M	446991	7118541	0.0	1.2	0.7	1.6	20.2	8.0	---	---	237
AV	2523.6	E	446989	7119024	1.3	4.1	2.0	4.6	13.3	22.0	---	---	0
AW	2526.1	S?	446991	7119119	2.2	3.9	1.9	4.2	12.7	21.2	---	---	0
AX	2535.3	B?	446995	7119468	2.4	1.3	0.1	0.8	3.0	5.7	---	---	24
AY	2588.9	D	446977	7121181	0.0	2.7	0.8	3.0	6.3	15.9	---	---	21
AZ	2616.1	D	447006	7122355	4.1	2.8	0.2	2.4	4.8	5.3	8.7	48	0
BA	2642.0	B	447042	7123308	1.1	1.9	3.3	4.7	9.1	24.0	---	---	24
LINE 10580													
A	1165.0	D	447357	7119451	4.5	3.7	1.6	4.2	4.2	30.7	6.7	52	3
B	1162.5	D	447352	7119538	5.4	1.5	0.6	2.2	8.5	11.7	---	---	7
C	1135.0	D	447329	7120633	4.2	4.4	3.7	5.5	8.3	31.3	---	---	7
D	1132.5	B?	447337	7120730	0.7	3.9	2.5	4.7	8.3	22.2	---	---	0
E	1120.0	S?	447393	7121213	0.0	2.5	0.1	3.2	1.0	25.7	---	---	0
F	1086.5	B?	447366	7122467	0.6	3.9	3.4	7.6	10.6	24.2	---	---	6
G	1076.0	B?	447351	7122854	1.5	1.8	0.5	2.1	3.5	9.3	---	---	7
H	1065.0	S?	447381	7123289	0.2	4.4	3.0	8.6	9.6	36.9	---	---	0

CX = COAXIAL
CP = COPLANAR

Note: EM values shown above are local amplitudes

*Estimated Depth may be unreliable because the stronger part of the conductor may be deeper or to one side of the flight line, or because of a shallow dip or magnetite/overburden effects

JOB 659

EM Anomaly List

Label	Fid	Interp	XUTM m	YUTM m	CX 1104 HZ Real ppm	CX 1104 HZ Quad ppm	CP 877 HZ Real ppm	CP 877 HZ Quad ppm	CP 7180 HZ Real ppm	CP 7180 HZ Quad ppm	Vertical Dike COND siemens	Vertical Dike DEPTH* m	Mag. Corr NT
LINE 10581													
A	1881.0	M	447093	7097247	1.4	5.1	0.3	7.7	1.0	45.7	---	---	0
B	1874.2	B?	447096	7097536	9.9	5.3	11.0	6.5	10.7	39.7	16.4	31	6
C	1870.9	B?	447097	7097669	2.6	5.3	5.4	7.0	9.9	42.3	---	---	0
D	1864.6	B?	447103	7097904	6.5	5.0	7.4	4.9	14.2	27.9	8.4	45	3
E	1860.0	M	447111	7098085	0.3	1.1	8.9	2.7	1.3	15.8	---	---	0
F	1850.5	M	447120	7098495	0.5	3.1	1.8	3.1	2.9	25.3	---	---	0
G	1837.0	B?	447123	7099144	5.0	2.4	0.1	2.2	2.2	12.7	---	---	0
H	1825.1	B	447119	7099695	12.8	9.0	26.0	12.4	25.2	83.1	12.0	37	0
I	1823.2	B	447119	7099775	1.6	8.8	1.2	10.7	1.6	73.9	0.8	20	122
J	1820.3	D	447121	7099895	0.0	3.5	0.5	4.6	1.1	31.3	---	---	37
K	1805.0	M	447139	7100511	14.3	0.9	25.6	1.2	15.1	7.5	---	---	0
L	1799.1	E	447146	7100752	7.3	5.7	14.8	9.5	8.5	52.4	---	---	53
M	1797.5	M	447149	7100817	3.2	5.4	13.7	9.5	20.2	52.7	---	---	0
N	1794.5	B?	447154	7100937	3.2	6.8	22.9	8.3	26.7	26.6	---	---	0
O	1790.8	B?	447157	7101093	10.7	4.9	22.9	5.8	35.4	19.1	---	---	0
P	1787.6	B?	447158	7101231	12.5	2.8	18.4	1.7	21.6	7.9	67.3	31	0
Q	1780.5	M	447150	7101530	3.6	3.7	7.2	5.9	6.4	38.0	---	---	0
R	1764.0	M	447152	7102193	0.0	3.2	1.6	4.5	1.4	37.7	---	---	59
S	1750.0	H	447171	7102731	1.5	2.7	2.7	3.1	6.8	19.7	---	---	25
T	1729.4	B?	447190	7103569	0.4	4.2	2.4	3.9	4.0	29.2	0.4	0	0
U	1719.5	B?	447188	7103976	0.7	2.3	1.3	2.6	2.4	20.4	---	---	0
V	1711.1	D	447189	7104301	6.0	4.5	9.2	2.1	9.8	14.9	8.5	42	0
W	1701.0	D	447184	7104677	0.6	2.3	0.4	2.9	2.4	18.7	---	---	0
X	1698.0	B?	447186	7104794	4.5	3.2	7.4	2.5	4.3	17.9	---	---	0
Y	1682.0	M	447187	7105412	0.7	0.8	1.9	2.2	1.3	14.3	---	---	0
Z	1665.0	S	447196	7106103	2.0	1.6	2.5	0.7	4.4	6.3	---	---	25
AA	1641.0	S	447189	7107194	2.2	1.0	4.5	1.1	2.2	10.9	---	---	25
AB	1626.0	M	447240	7107778	5.3	0.2	6.1	0.7	11.0	5.0	---	---	25
AC	1618.0	B?	447246	7108118	8.3	2.7	15.8	2.7	12.2	23.1	32.9	40	25
AD	1610.0	B?	447240	7108399	2.7	1.1	6.5	0.6	3.4	1.4	---	---	0
AE	1605.7	B?	447233	7108548	0.2	1.4	1.5	2.6	5.5	17.5	---	---	0
AF	1594.1	D	447205	7108982	11.6	1.0	23.8	1.0	19.6	9.3	---	---	35
AG	1590.0	M	447207	7109132	11.2	0.8	25.6	0.4	21.5	0.2	---	---	25
AH	1585.3	B?	447200	7109346	4.0	1.0	11.9	2.1	9.1	0.1	---	---	270
AI	1584.0	M	447200	7109409	1.7	0.4	1.5	3.1	10.0	16.4	---	---	0
AJ	1574.5	B?	447226	7109887	7.8	3.3	12.4	6.9	28.6	27.5	22.0	34	0
AK	1569.0	B	447244	7110159	4.0	14.3	4.8	17.0	41.9	81.0	---	---	0
AL	1566.1	D	447251	7110293	3.8	8.7	6.0	12.3	33.0	55.9	2.2	21	0
AM	1563.1	B?	447254	7110425	3.7	3.9	3.3	5.4	13.3	27.1	---	---	0
AN	1536.5	B?	447233	7111564	4.4	4.9	4.7	5.3	14.8	31.8	4.3	44	0
AO	1533.5	B?	447237	7111703	2.5	4.9	1.7	4.6	12.7	30.6	---	---	0
AP	1529.5	B	447242	7111895	1.9	3.4	4.3	2.7	7.3	15.7	---	---	0
AQ	1500.1	D	447290	7113241	1.5	2.9	1.6	3.5	3.1	9.0	---	---	25
AR	1493.6	B	447296	7113534	1.0	6.1	1.4	6.7	10.9	42.6	0.6	9	0
AS	1487.5	B	447301	7113815	1.9	2.1	3.4	2.0	5.3	15.7	---	---	25

CX = COAXIAL
CP = COPLANAR

Note: EM values shown above are local amplitudes

*Estimated Depth may be unreliable because the stronger part of the conductor may be deeper or to one side of the flight line, or because of a shallow dip or magnetite/overburden effects

JOB 659

EM Anomaly List

Label	Fid	Interp	XUTM m	YUTM m	CX 1104 HZ Real ppm	CX 1104 HZ Quad ppm	CP 877 HZ Real ppm	CP 877 HZ Quad ppm	CP 7180 HZ Real ppm	CP 7180 HZ Quad ppm	Vertical Dike COND siemens	Vertical Dike DEPTH* m	Mag. Corr NT
LINE 10581													
AT	1479.3	D	447290	7114161	11.4	22.2	4.4	10.3	26.2	44.9	2.6	25	25
AU	1402.5	S	447357	7117033	2.7	1.4	3.2	1.2	3.2	7.8	---	---	0
AV	1381.0	B?	447327	7117859	0.0	1.5	1.2	2.9	4.1	17.8	---	---	291
AW	1360.0	S?	447352	7118575	2.0	0.8	1.3	0.9	1.8	9.1	---	---	0
LINE 10590													
A	336.0	B?	447520	7097650	1.7	4.4	1.3	6.0	4.5	36.8	---	---	0
B	339.1	D	447531	7097773	3.6	7.3	7.3	7.2	5.9	48.7	---	---	21
C	340.5	M	447535	7097832	3.6	7.3	7.3	7.2	5.9	48.7	---	---	56
D	357.5	M	447550	7098578	1.4	1.3	0.1	1.5	0.4	9.0	---	---	0
E	367.5	M	447540	7098995	0.4	4.5	0.0	5.4	2.8	31.1	---	---	19
F	371.1	D	447537	7099138	3.7	7.5	3.8	8.1	11.6	48.1	2.3	29	21
G	376.8	B?	447531	7099371	4.1	1.3	4.7	6.5	14.6	38.2	---	---	21
H	389.0	M	447512	7099862	0.7	3.9	0.7	4.4	6.8	26.2	---	---	0
I	396.0	M	447509	7100145	2.2	0.8	1.0	0.9	0.9	6.6	---	---	26
J	412.0	B?	447518	7100903	3.6	0.6	4.4	0.7	7.4	0.9	---	---	21
K	417.7	D	447527	7101165	2.5	6.1	3.6	5.0	9.5	28.2	1.8	23	21
L	427.9	B	447530	7101610	5.1	6.3	16.0	10.0	29.9	58.8	3.8	40	0
M	431.0	B	447534	7101743	1.7	11.4	15.9	15.8	29.9	90.8	---	---	30
N	436.1	D	447544	7101962	1.6	5.4	8.1	14.2	1.8	81.2	---	---	4
O	459.0	M	447601	7103037	1.6	0.6	2.5	1.6	1.4	12.4	---	---	62
P	468.0	S?	447608	7103429	0.8	2.3	1.4	2.9	0.5	23.4	---	---	48
Q	492.9	D	447602	7104468	6.0	12.9	8.2	11.2	15.5	80.9	2.6	24	0
R	496.0	D	447598	7104597	6.0	12.9	8.2	11.4	15.5	81.3	2.6	24	51
S	498.0	D	447596	7104689	0.5	2.4	5.6	11.1	7.4	74.6	---	---	13
T	502.5	B?	447588	7104889	8.4	0.1	15.6	2.6	14.4	0.0	---	---	0
U	506.2	D	447581	7105054	1.4	2.9	1.7	3.1	1.4	17.9	---	---	0
V	510.0	M	447579	7105225	0.5	2.5	1.2	4.0	0.7	24.2	---	---	35
W	511.5	D	447581	7105291	3.8	2.1	9.5	4.0	7.7	24.2	---	---	34
X	530.0	B?	447603	7106116	2.7	2.4	4.3	3.1	3.2	20.5	---	---	67
Y	532.0	B?	447605	7106198	6.7	3.3	7.3	4.0	7.8	31.5	16.4	43	21
Z	555.0	M	447620	7107154	0.0	2.6	1.9	3.2	0.8	27.3	---	---	39
AA	572.5	M	447630	7107882	3.1	0.7	7.5	2.9	5.8	22.5	---	---	0
AB	577.5	B?	447631	7108096	13.4	3.8	22.7	2.0	24.8	13.0	45.9	19	0
AC	586.5	M	447622	7108476	3.0	1.0	5.9	1.7	5.4	11.8	---	---	0
AD	595.1	M	447632	7108838	1.9	0.6	4.1	0.0	4.7	9.7	---	---	16
AE	602.5	M	447642	7109112	22.0	0.4	34.8	0.4	27.8	1.3	---	---	452
AF	610.0	B?	447650	7109389	9.7	5.4	17.3	5.4	11.1	39.7	---	---	0
AG	615.5	M	447659	7109607	17.7	0.8	48.5	2.4	43.3	11.7	---	---	243
AH	630.6	B?	447691	7110150	3.2	5.2	1.7	3.7	8.4	29.6	2.2	51	0
AI	634.6	B	447697	7110298	0.1	4.2	1.6	5.4	7.6	19.2	---	---	0
AJ	638.8	D	447696	7110447	3.4	9.8	2.0	11.0	21.4	62.3	1.7	16	0
AK	645.8	B?	447685	7110671	4.0	4.6	10.4	5.3	20.4	25.8	---	---	0
AL	662.5	M	447690	7111267	0.1	1.9	3.0	4.9	0.2	41.0	---	---	21
AM	671.3	D	447695	7111669	9.8	11.6	19.2	10.5	38.2	64.4	5.2	27	21
AN	685.4	B	447668	7112284	0.5	7.5	4.4	9.6	12.1	60.3	---	---	21

CX = COAXIAL
CP = COPLANAR

Note: EM values shown above are local amplitudes

*Estimated Depth may be unreliable because the stronger part of the conductor may be deeper or to one side of the flight line, or because of a shallow dip or magnetite/overburden effects

JOB 659

EM Anomaly List

Label	Fid	Interp	XUTM m	YUTM m	CX 1104 HZ Real ppm	CX 1104 HZ Quad ppm	CP 877 HZ Real ppm	CP 877 HZ Quad ppm	CP 7180 HZ Real ppm	CP 7180 HZ Quad ppm	Vertical Dike COND siemens	Vertical Dike DEPTH* m	Mag. Corr NT
LINE 10590													
AO	721.6	S?	447689	7113507	1.7	3.3	1.0	3.2	5.4	19.4	---	---	3
AP	732.8	S?	447697	7114011	2.7	2.0	4.7	3.0	3.1	23.9	---	---	21
AQ	737.7	B?	447699	7114237	2.7	2.2	6.8	3.1	10.5	12.0	---	---	0
AR	741.0	B?	447699	7114394	5.8	3.0	10.1	8.5	22.3	19.6	14.1	39	0
AS	742.8	B?	447701	7114481	5.7	5.8	10.3	11.6	27.4	37.4	5.5	36	21
AT	744.0	D	447703	7114538	6.9	9.9	10.3	11.6	27.4	40.5	3.5	31	0
AU	805.0	B?	447768	7117138	2.2	1.9	3.6	2.2	4.4	18.2	5.0	68	0
AV	832.8	B?	447774	7118112	1.6	1.4	4.2	1.6	25.2	9.1	4.4	87	0
AW	837.0	M	447775	7118267	1.4	0.6	5.0	1.9	4.0	10.8	---	---	0
AX	840.0	B?	447778	7118384	12.5	1.6	27.1	2.2	22.5	15.1	---	---	0
AY	854.0	B?	447768	7118970	4.3	0.6	0.6	0.6	8.1	1.1	---	---	0
AZ	861.3	S?	447748	7119240	5.4	2.6	1.1	3.4	0.0	26.8	---	---	21
BA	865.0	B?	447739	7119375	5.8	1.5	1.7	0.2	3.3	1.1	41.3	39	21
BB	873.5	B?	447749	7119681	4.9	2.1	0.0	2.1	0.2	16.7	---	---	0
BC	897.5	M	447754	7120453	1.3	2.5	4.5	3.8	3.8	25.2	---	---	22
BD	961.5	B	447797	7122947	3.6	10.0	4.5	9.7	23.6	31.3	1.8	21	21
BE	966.7	B	447808	7123115	7.3	16.7	13.6	24.8	68.1	43.6	2.7	19	0
LINE 10600													
A	576.7	D	447930	7097631	0.5	4.7	1.1	3.9	5.0	23.1	0.4	0	14
B	615.7	B?	447944	7099339	2.1	6.8	3.9	8.1	8.9	49.3	1.4	20	0
C	648.3	S?	447948	7100585	1.2	1.9	2.2	1.6	6.1	9.4	---	---	29
D	658.0	B?	447948	7101002	4.4	6.8	6.6	8.6	5.6	50.7	---	---	29
E	661.0	B?	447947	7101128	0.5	7.7	0.7	9.7	7.9	58.2	---	---	29
F	669.0	B?	447946	7101468	4.0	0.8	3.3	1.0	2.5	10.7	---	---	0
G	672.1	B?	447947	7101605	3.8	3.3	6.6	3.4	8.3	17.3	5.8	52	29
H	674.0	M	447949	7101690	2.5	3.3	4.7	4.9	13.3	15.3	---	---	1
I	675.0	B?	447950	7101737	2.8	4.6	6.3	4.9	13.7	15.3	---	---	0
J	678.6	B?	447953	7101903	3.3	4.8	5.8	4.8	13.6	23.0	---	---	29
K	681.0	B?	447957	7102014	3.3	6.0	5.8	6.3	17.7	30.7	---	---	0
L	693.0	B?	447977	7102539	0.4	4.3	0.1	4.3	11.4	29.0	---	---	27
M	713.1	B?	447980	7103463	4.1	2.0	11.0	2.5	10.8	17.8	---	---	0
N	716.0	B?	447985	7103585	6.1	1.5	10.1	1.2	10.8	8.8	---	---	0
O	721.7	D	447998	7103814	0.9	3.3	1.2	2.3	2.7	18.4	---	---	26
P	723.7	D	448002	7103892	0.7	4.4	5.4	3.8	3.1	31.6	0.6	13	4
Q	730.0	B?	448004	7104134	6.1	1.1	10.1	2.1	8.2	11.8	---	---	29
R	733.3	B	448000	7104263	3.5	2.8	7.1	1.8	7.3	15.7	6.4	56	29
S	748.8	S?	447988	7104930	6.7	5.8	15.5	8.9	22.4	60.9	---	---	0
T	752.5	B?	447990	7105096	5.0	5.2	8.8	9.1	22.4	58.3	---	---	0
U	756.7	D	447994	7105277	0.5	2.4	1.6	5.3	1.1	41.6	---	---	165
V	767.6	B?	447999	7105762	4.5	3.2	3.8	2.4	3.6	18.7	---	---	0
W	782.5	S?	448032	7106410	14.3	5.2	17.1	5.9	32.3	39.3	---	---	0
X	787.5	M	448033	7106620	0.1	0.7	15.8	0.5	11.0	3.8	---	---	178
Y	809.8	S?	448018	7107586	5.2	3.2	161.4	3.3	138.2	22.3	---	---	29
Z	814.0	M	448020	7107755	63.8	0.6	157.0	2.5	134.9	22.4	---	---	1060
AA	823.5	B?	448015	7108113	6.9	2.8	8.0	3.0	140.4	15.8	---	---	0

CX = COAXIAL
CP = COPLANAR

Note: EM values shown above are local amplitudes

*Estimated Depth may be unreliable because the stronger part of the conductor may be deeper or to one side of the flight line, or because of a shallow dip or magnetite/overburden effects

EM Anomaly List

Label	Fid	Interp	XUTM m	YUTM m	CX 1104 HZ Real ppm	CX 1104 HZ Quad ppm	CP 877 HZ Real ppm	CP 877 HZ Quad ppm	CP 7180 HZ Real ppm	CP 7180 HZ Quad ppm	Vertical Dike COND siemens	Vertical Dike DEPTH* m	Mag. Corr NT
LINE 10600													
AB	855.0	M	448064	7109102	1.3	0.4	1.5	0.1	3.3	1.5	---	---	0
AC	864.0	M	448054	7109377	0.0	0.8	4.1	0.1	3.6	1.3	---	---	292
AD	880.0	M	448101	7110037	14.1	5.9	2.3	8.2	2.8	39.6	---	---	335
AE	886.5	B?	448108	7110310	28.7	8.0	56.0	10.2	61.5	48.6	61.5	13	0
AF	890.5	B?	448100	7110456	2.6	5.5	12.4	4.5	12.9	30.7	2.1	36	0
AG	920.0	D	448087	7111598	4.2	2.9	2.8	1.9	10.6	13.2	---	---	0
AH	926.0	B?	448088	7111804	0.1	2.2	0.5	3.4	6.7	16.0	---	---	0
AI	946.6	E	448112	7112591	2.7	1.5	2.4	1.1	6.9	5.8	---	---	0
AJ	956.3	S?	448093	7113054	1.4	1.6	1.4	0.9	6.0	4.9	2.8	70	29
AK	994.1	B?	448116	7114701	4.4	7.3	4.2	8.6	23.7	23.8	2.3	44	0
AL	998.7	B?	448115	7114942	1.5	6.8	1.6	12.6	28.9	29.7	0.9	12	0
LINE 10601													
A	6285.1	D	448123	7114692	3.5	8.6	4.2	11.4	27.3	42.7	1.9	19	7
B	6278.1	B?	448124	7114937	2.3	5.6	2.0	5.3	12.2	23.7	---	---	0
C	6212.7	B?	448149	7117392	0.0	3.1	0.8	2.6	2.2	19.0	---	---	7
D	6186.0	M	448110	7118312	1.5	2.0	1.8	1.7	1.3	9.1	---	---	7
E	6184.5	D	448110	7118355	1.5	2.0	1.9	1.1	4.3	8.6	---	---	7
F	6159.8	D	448129	7119087	1.3	4.5	0.7	3.2	0.5	25.6	1.1	28	0
G	6152.2	B?	448171	7119298	3.1	1.4	1.1	2.7	2.7	17.7	---	---	7
H	6143.0	B?	448240	7119615	3.9	3.3	1.7	3.6	3.8	23.6	---	---	2
I	6120.0	S	448179	7120428	0.6	1.3	0.5	1.0	1.1	8.6	---	---	7
J	6088.0	S	448155	7121535	1.7	2.5	0.5	2.7	2.1	21.6	---	---	7
K	6030.0	B?	448178	7123539	2.4	1.3	0.5	1.3	1.4	7.6	---	---	6
LINE 10610													
A	10031.5	S	448275	7097690	1.9	5.7	2.4	7.3	12.3	40.6	---	---	15
B	10015.0	S	448320	7098396	3.0	3.1	3.5	3.1	2.8	31.3	---	---	19
C	9999.0	S?	448326	7099108	5.1	9.6	11.1	13.8	13.0	86.7	---	---	0
D	9991.5	S?	448350	7099420	8.2	2.7	7.9	1.7	9.1	12.1	32.1	34	0
E	9987.0	M	448354	7099625	1.2	1.0	0.9	0.1	0.1	0.0	---	---	9
F	9970.0	S	448355	7100343	1.6	5.8	0.2	8.4	11.3	48.5	---	---	12
G	9963.5	B?	448358	7100621	2.0	4.8	2.7	5.4	2.9	36.1	---	---	0
H	9946.6	S?	448381	7101361	10.9	18.4	19.8	23.8	17.8	152.5	3.2	35	0
I	9943.0	M	448385	7101514	0.0	9.8	14.1	14.8	0.3	87.6	---	---	154
J	9934.5	B?	448380	7101887	14.3	12.0	30.6	12.4	56.5	64.3	---	---	0
K	9933.5	B?	448380	7101935	13.8	12.0	23.1	12.4	56.5	64.3	9.0	28	0
L	9928.4	D	448368	7102167	15.0	3.7	29.2	3.7	29.7	120.7	61.2	30	19
M	9925.1	S?	448358	7102307	7.9	12.9	21.1	20.0	23.5	123.9	---	---	157
N	9923.4	S?	448354	7102379	2.8	12.8	7.4	19.2	9.2	120.3	---	---	107
O	9894.7	B?	448365	7103495	2.5	4.4	1.2	4.9	3.0	36.8	1.8	59	12
P	9875.8	B?	448390	7104330	7.7	4.6	13.3	5.6	12.3	42.9	12.9	39	19
Q	9872.5	M	448389	7104464	0.2	0.6	0.3	1.7	0.5	10.7	---	---	0
R	9867.7	B?	448385	7104664	3.0	2.3	3.9	2.1	1.8	14.5	---	---	0
S	9861.0	D	448383	7104921	4.1	2.4	2.9	1.0	1.7	5.0	---	---	19
T	9845.0	M	448414	7105383	0.5	0.1	2.4	0.1	2.4	0.7	---	---	0

CX = COAXIAL
CP = COPLANAR

Note: EM values shown above are local amplitudes

*Estimated Depth may be unreliable because the stronger part of the conductor may be deeper or to one side of the flight line, or because of a shallow dip or magnetite/overburden effects

JOB 659

EM Anomaly List

Label	Fid	Interp	XUTM m	YUTM m	CX 1104 HZ Real ppm	CX 1104 HZ Quad ppm	CP 877 HZ Real ppm	CP 877 HZ Quad ppm	CP 7180 HZ Real ppm	CP 7180 HZ Quad ppm	Vertical Dike COND siemens	Vertical Dike DEPTH* m	Mag. Corr NT
LINE 10610													
U	9842.5	E	448420	7105453	1.5	3.7	2.4	3.7	2.4	23.5	---	---	0
V	9835.7	B?	448425	7105709	2.9	3.2	3.2	3.3	5.2	20.4	---	---	19
W	9824.8	B?	448396	7106156	3.3	2.9	5.7	3.3	5.5	22.2	---	---	0
X	9814.2	B?	448364	7106591	5.0	1.9	3.4	1.4	5.0	8.6	---	---	19
Y	9804.0	M	448362	7107009	1.6	2.3	0.1	3.0	3.2	19.1	---	---	133
Z	9797.9	S?	448390	7107258	1.2	3.8	7.7	4.1	13.1	30.3	---	---	0
AA	9790.2	B?	448443	7107589	1.3	1.9	6.6	1.2	26.3	6.0	---	---	0
AB	9786.1	B?	448469	7107768	10.7	1.5	22.8	1.6	24.2	4.6	---	---	0
AC	9781.0	M	448485	7107967	0.0	0.3	15.0	0.3	8.6	0.1	---	---	354
AD	9773.7	B?	448496	7108215	13.1	2.8	26.0	2.6	27.8	18.2	70.7	24	0
AE	9760.4	B?	448498	7108747	0.0	1.3	0.8	0.6	0.2	3.3	---	---	0
AF	9749.4	S	448461	7109168	7.2	1.6	11.4	1.7	10.2	14.8	---	---	0
AG	9746.0	M	448445	7109290	1.3	1.9	5.9	3.5	4.1	26.6	---	---	42
AH	9717.8	B?	448497	7110346	3.7	3.3	2.6	1.1	0.2	13.8	5.6	41	0
AI	9697.7	B?	448423	7111239	4.7	6.8	1.1	8.7	19.8	45.4	3.0	39	0
AJ	9695.7	B?	448410	7111334	1.9	4.5	2.6	4.4	10.4	29.1	1.6	26	0
AK	9688.5	B?	448387	7111666	3.7	4.2	1.6	4.6	7.7	27.0	---	---	0
AL	9657.6	B?	448554	7113142	0.1	2.9	2.4	1.8	5.0	12.0	0.4	0	19
AM	9643.0	S?	448541	7113732	6.7	5.0	6.4	4.7	4.8	33.9	---	---	6
AN	9637.5	M	448544	7113919	0.3	1.2	0.2	1.2	0.3	8.2	---	---	5
AO	9627.2	D	448545	7114273	1.0	1.2	1.4	1.1	2.3	9.2	---	---	153
AP	9615.4	D	448573	7114751	13.3	18.3	8.2	8.5	21.9	17.8	4.6	15	0
AQ	9611.1	B?	448579	7114942	1.3	1.4	2.3	0.9	1.7	4.0	---	---	19
AR	9600.7	D	448588	7115396	9.8	12.1	3.9	10.3	27.9	36.7	4.8	18	0
AS	9597.3	D	448589	7115533	5.1	4.7	6.3	4.0	13.4	8.7	5.9	35	0
AT	9570.0	S	448497	7116630	3.8	1.1	2.7	2.1	1.2	16.2	---	---	0
AU	9544.0	B?	448615	7117841	2.1	1.8	0.7	2.9	3.0	16.1	---	---	0
AV	9520.4	B?	448583	7118668	0.7	3.0	1.9	3.4	1.1	23.6	---	---	0
AW	9512.5	B?	448589	7118908	4.5	2.6	1.3	2.4	5.5	21.8	---	---	0
AX	9447.0	S	448587	7121779	1.4	1.6	0.8	1.0	1.3	10.8	---	---	0
LINE 10620													
A	8619.0	B?	448712	7097193	2.9	3.1	1.9	2.8	4.3	18.5	---	---	21
B	8632.0	S?	448716	7097672	1.5	2.4	2.6	3.1	4.8	19.7	---	---	0
C	8654.0	M	448741	7098632	1.9	0.0	1.4	0.3	1.5	3.1	---	---	0
D	8677.1	S?	448752	7099626	2.3	9.0	2.6	13.1	36.0	56.3	1.2	5	0
E	8686.9	S	448760	7100013	3.0	1.1	1.5	1.6	6.6	5.3	---	---	37
F	8720.4	B?	448747	7101473	3.1	7.9	4.2	10.6	15.3	58.9	---	---	49
G	8724.0	B?	448743	7101627	5.7	4.0	7.9	10.1	17.9	55.0	9.3	39	0
H	8730.2	B?	448729	7101909	4.6	2.7	4.7	1.4	4.4	9.0	11.2	38	0
I	8737.1	D	448732	7102229	1.2	5.3	5.3	8.1	19.6	35.1	0.8	14	0
J	8741.9	B?	448737	7102442	2.0	4.1	1.0	5.8	13.5	22.3	---	---	14
K	8743.9	B?	448738	7102530	2.0	9.0	0.7	12.7	18.9	76.1	1.0	8	21
L	8761.2	B?	448810	7103305	6.5	0.4	3.8	2.3	1.0	20.6	291.5	62	12
M	8768.3	B?	448840	7103624	0.0	2.8	2.0	1.3	2.8	5.9	0.4	0	21
N	8771.5	B?	448840	7103758	5.0	1.9	8.0	2.3	6.0	16.0	---	---	97

CX = COAXIAL
CP = COPLANAR

Note: EM values shown above are local amplitudes

*Estimated Depth may be unreliable because the stronger part of the conductor may be deeper or to one side of the flight line, or because of a shallow dip or magnetite/overburden effects

EM Anomaly List

Label	Fid	Interp	XUTM m	YUTM m	CX 1104 HZ Real ppm	CX 1104 HZ Quad ppm	CP 877 HZ Real ppm	CP 877 HZ Quad ppm	CP 7180 HZ Real ppm	CP 7180 HZ Quad ppm	Vertical Dike COND siemens	Vertical Dike DEPTH* m	Mag. Corr NT
LINE 10620													
O	8785.0	B?	448794	7104283	9.9	2.8	12.4	2.7	13.0	20.0	---	---	0
P	8787.5	B?	448795	7104382	0.0	5.1	12.5	5.5	13.2	40.9	---	---	10
Q	8791.6	B?	448804	7104557	5.5	0.5	11.9	5.2	9.7	36.9	---	---	21
R	8798.0	S?	448806	7104845	4.3	2.5	11.5	1.1	3.5	14.0	---	---	21
S	8802.3	B?	448811	7105040	4.6	1.8	11.8	2.9	14.9	21.6	19.9	59	21
T	8808.1	M	448821	7105294	0.0	2.6	4.6	3.4	3.1	29.1	---	---	19
U	8818.0	B?	448848	7105684	0.0	3.9	15.0	3.2	44.6	21.8	---	---	111
V	8825.0	B?	448854	7105964	27.3	7.0	52.2	6.5	50.4	46.5	---	---	21
W	8843.0	M	448841	7106685	0.8	1.6	12.2	2.5	7.1	13.2	---	---	0
X	8880.0	S?	448822	7107966	2.4	1.2	4.6	2.3	24.2	12.1	---	---	424
Y	8887.7	S?	448833	7108273	13.8	3.8	28.8	5.3	36.6	24.7	---	---	0
Z	8907.4	B?	448834	7109002	0.0	3.8	15.2	4.9	11.4	35.8	---	---	0
AA	8925.6	M	448851	7109708	0.2	2.5	0.7	3.8	3.1	13.0	---	---	436
AB	8928.2	B?	448853	7109806	5.2	7.2	13.5	8.5	28.1	35.6	3.3	34	21
AC	8933.5	B?	448858	7110006	11.4	5.4	19.1	10.2	41.7	47.5	20.7	26	0
AD	8949.8	B?	448890	7110635	5.9	2.0	7.4	2.6	0.3	36.2	28.3	38	0
AE	8955.3	B?	448904	7110852	0.7	4.6	2.2	5.2	16.0	20.9	0.6	0	0
AF	8963.0	B?	448912	7111135	3.0	9.5	3.5	10.3	27.9	50.2	1.5	16	0
AG	8965.5	D	448910	7111220	3.2	10.8	3.5	10.3	27.9	53.8	---	---	0
AH	9009.8	S?	448893	7112739	2.4	1.9	1.0	1.5	5.5	9.3	---	---	0
AI	9021.0	B?	448901	7113162	6.0	2.4	9.0	1.6	9.6	10.1	---	---	0
AJ	9040.5	S?	448902	7113814	3.7	2.0	2.0	1.8	2.0	13.8	---	---	21
AK	9051.0	M	448897	7114204	0.4	1.0	1.6	1.6	0.9	11.7	---	---	47
AL	9056.0	M	448891	7114405	3.7	0.8	5.6	0.4	4.3	3.9	---	---	177
AM	9061.9	D	448889	7114647	5.6	3.8	15.0	2.7	14.8	13.7	9.8	45	4
AN	9065.7	D	448893	7114805	5.4	6.5	0.8	5.2	14.5	8.5	4.1	28	21
AO	9089.2	D	448894	7115750	10.3	15.3	19.1	28.1	62.5	54.2	3.8	22	0
AP	9095.3	D	448925	7116017	4.7	9.2	3.2	10.5	25.4	38.1	1.9	43	21
AQ	9141.2	B?	448931	7117922	2.3	1.1	1.3	0.7	1.8	8.5	---	---	0
AR	9158.7	D	448894	7118501	4.1	5.3	3.4	3.8	3.6	29.4	3.3	58	0
AS	9162.6	D	448880	7118642	0.1	10.2	1.1	11.7	2.9	92.5	---	---	16
AT	9181.0	B	448906	7119390	3.2	3.3	0.6	3.7	2.0	29.8	---	---	0
AU	9189.8	B?	448933	7119676	2.8	3.8	2.3	5.5	9.2	22.3	---	---	0
AV	9227.4	B?	449003	7120804	0.1	2.6	1.5	1.2	3.1	6.5	---	---	0
AW	9235.0	S?	449013	7121092	0.2	2.1	0.8	4.4	1.3	28.1	---	---	0
LINE 10630													
A	8510.0	S	449119	7097370	1.6	2.2	0.1	2.3	1.1	27.2	---	---	49
B	8480.1	B?	449179	7098537	4.3	2.1	5.0	3.5	2.9	19.4	---	---	22
C	8470.0	B?	449193	7098921	1.8	0.8	5.1	0.2	6.7	1.3	---	---	22
D	8453.2	B?	449165	7099635	0.4	5.7	1.8	8.8	20.8	27.1	---	---	0
E	8449.0	D	449147	7099813	3.4	3.8	5.1	4.1	12.7	12.0	3.9	42	0
F	8443.9	B?	449123	7100023	4.5	5.4	6.6	16.5	31.9	98.5	3.9	45	0
G	8439.7	B?	449108	7100193	2.0	13.6	3.7	15.6	25.2	97.4	0.7	5	0
H	8418.9	B?	449156	7101112	3.0	0.4	1.8	2.3	9.9	14.2	---	---	0
I	8411.8	S?	449177	7101442	1.9	3.5	2.0	5.9	14.3	31.2	---	---	22

CX = COAXIAL
CP = COPLANAR

Note: EM values shown above are local amplitudes

*Estimated Depth may be unreliable because the stronger part of the conductor may be deeper or to one side of the flight line, or because of a shallow dip or magnetite/overburden effects

JOB 659

EM Anomaly List

Label	Fid	Interp	XUTM m	YUTM m	CX 1104 HZ Real ppm	CX 1104 HZ Quad ppm	CP 877 HZ Real ppm	CP 877 HZ Quad ppm	CP 7180 HZ Real ppm	CP 7180 HZ Quad ppm	Vertical Dike COND siemens	Vertical Dike DEPTH* m	Mag. Corr NT
LINE 10630													
J	8405.7	B?	449205	7101705	1.4	2.3	1.3	1.5	3.5	13.0	---	---	0
K	8397.0	D	449251	7102053	9.5	16.5	17.8	31.6	57.5	70.6	2.9	29	185
L	8394.1	D	449251	7102172	8.2	18.3	9.2	26.5	52.3	71.4	2.8	14	0
M	8391.8	B?	449239	7102272	4.5	7.6	8.1	8.9	19.9	40.8	2.4	47	22
N	8385.2	D	449188	7102574	5.6	6.8	6.3	4.5	17.9	10.1	4.1	36	316
O	8378.0	B?	449140	7102893	0.4	1.5	5.4	3.2	3.9	12.4	---	---	0
P	8375.0	B?	449138	7103015	1.2	4.5	5.4	5.8	12.7	35.8	---	---	22
Q	8368.6	B?	449145	7103262	4.7	4.0	6.7	2.7	8.2	20.1	6.8	44	0
R	8363.5	B?	449150	7103444	1.8	1.0	2.9	0.1	2.1	0.3	---	---	0
S	8329.5	M	449223	7104890	1.6	0.3	1.4	0.3	1.6	1.8	---	---	79
T	8327.1	D	449221	7104993	7.0	1.5	16.2	0.0	14.4	4.8	---	---	22
U	8321.1	D	449202	7105255	40.2	1.2	80.7	1.7	70.6	12.8	---	---	0
V	8315.4	D	449185	7105483	58.6	2.9	130.7	2.3	107.9	16.1	825.4	31	0
W	8312.8	D	449179	7105584	39.5	2.3	90.3	2.0	74.4	14.7	585.3	39	213
X	8306.4	B?	449170	7105819	35.2	0.4	150.0	1.3	59.0	6.3	999.0	42	1
Y	8304.0	M	449174	7105917	33.3	4.2	141.5	1.5	17.6	11.2	---	---	22
Z	8301.3	B?	449185	7106025	5.6	3.8	40.4	4.6	53.8	22.7	---	---	0
AA	8296.0	B	449208	7106249	13.9	8.3	22.4	40.3	129.5	152.9	---	---	0
AB	8290.9	B	449226	7106464	15.0	27.7	31.3	44.7	139.4	152.7	3.1	20	0
AC	8283.7	B	449246	7106776	3.6	3.7	4.4	1.5	3.8	18.4	4.5	43	0
AD	8275.2	B	449238	7107129	19.1	39.5	28.4	60.9	166.7	155.5	4.0	3	23
AE	8271.9	E	449234	7107273	12.9	25.1	12.5	24.7	68.9	85.6	2.7	24	22
AF	8256.0	M	449231	7107904	2.1	0.3	5.7	0.2	14.8	2.2	---	---	0
AG	8249.9	S?	449252	7108131	6.1	6.8	14.2	9.0	24.5	60.2	---	---	0
AH	8236.9	S?	449282	7108654	5.4	2.6	9.4	3.4	9.6	24.1	---	---	0
AI	8233.5	M	449281	7108797	3.7	1.1	5.9	1.1	4.8	7.3	---	---	0
AJ	8223.9	S?	449281	7109195	1.4	5.6	1.6	7.3	9.1	49.1	1.0	22	36
AK	8213.0	M	449261	7109627	0.1	2.3	3.0	4.1	4.4	22.9	---	---	0
AL	8210.4	B?	449258	7109733	0.9	2.3	3.0	3.8	4.4	19.4	---	---	0
AM	8207.3	B?	449258	7109857	5.7	1.9	19.9	2.7	7.2	18.8	28.1	44	0
AN	8204.8	B?	449256	7109953	10.2	4.0	18.7	2.9	14.0	20.6	26.5	32	22
AO	8198.0	S?	449243	7110209	1.3	3.6	0.3	5.3	0.3	37.1	---	---	0
AP	8186.4	B?	449256	7110636	3.5	1.6	5.0	0.5	5.4	3.8	---	---	22
AQ	8177.7	D	449260	7110983	3.8	6.3	2.9	6.7	18.3	27.2	2.3	36	0
AR	8173.9	D	449267	7111145	4.0	4.5	2.4	1.6	6.8	8.7	4.1	18	0
AS	8150.0	S	449312	7112293	2.2	0.9	2.8	1.4	2.5	9.1	---	---	0
AT	8131.3	S?	449333	7113145	4.3	11.5	6.1	16.7	46.7	96.1	---	---	0
AU	8125.3	B?	449340	7113428	0.0	3.0	2.0	4.0	4.3	22.1	---	---	19
AV	8119.7	B?	449330	7113658	3.7	0.6	4.0	0.2	3.5	0.3	---	---	0
AW	8105.0	S?	449295	7114129	9.9	4.9	16.6	6.9	17.9	52.6	---	---	0
AX	8102.0	M	449286	7114221	0.8	4.3	1.2	5.7	1.7	48.2	---	---	0
AY	8084.7	D	449306	7114867	4.4	6.8	6.6	6.0	12.3	39.8	2.6	52	20
AZ	8080.5	B?	449311	7115010	0.5	4.4	1.0	2.3	1.8	15.9	---	---	22
BA	8051.0	S	449453	7115991	1.1	1.5	0.6	1.5	0.9	10.9	---	---	0
BB	8006.8	D	449394	7117476	2.0	0.7	2.0	1.0	1.6	5.9	---	---	30
BC	7994.7	S?	449394	7118023	2.3	5.1	3.7	6.0	7.6	39.8	---	---	0

CX = COAXIAL
CP = COPLANAR

Note: EM values shown above are local amplitudes

*Estimated Depth may be unreliable because the stronger part of the conductor may be deeper or to one side of the flight line, or because of a shallow dip or magnetite/overburden effects

EM Anomaly List

Label	Fid	Interp	XUTM m	YUTM m	CX 1104 HZ Real ppm	CX 1104 HZ Quad ppm	CP 877 HZ Real ppm	CP 877 HZ Quad ppm	CP 7180 HZ Real ppm	CP 7180 HZ Quad ppm	Vertical Dike COND siemens	Vertical Dike DEPTH* m	Mag. Corr NT
LINE 10630													
BD	7945.0	S	449445	7119803	0.3	3.2	0.3	3.8	1.0	25.0	---	---	0
LINE 10640													
A	6990.6	M	449498	7097004	3.6	1.0	6.5	2.0	3.9	8.3	---	---	0
B	6995.8	D	449493	7097175	4.5	4.7	8.6	5.9	8.3	37.0	---	---	6
C	7013.7	B?	449499	7097806	0.6	1.5	1.7	0.5	2.8	4.0	---	---	0
D	7030.0	S	449472	7098332	1.2	0.3	2.0	0.8	2.6	6.2	---	---	4
E	7042.5	M	449491	7098780	2.8	1.2	4.8	1.4	3.8	16.1	---	---	26
F	7077.0	B?	449523	7099909	2.3	7.8	1.8	11.7	27.0	53.1	1.4	12	0
G	7084.8	S?	449534	7100181	7.3	5.9	7.1	9.1	28.2	39.8	8.2	35	0
H	7097.5	B?	449556	7100690	2.6	3.5	4.0	4.9	3.4	27.7	---	---	23
I	7100.0	B?	449558	7100793	3.4	2.7	5.2	4.9	4.3	27.7	---	---	0
J	7101.5	M	449558	7100859	3.4	2.7	5.2	4.9	4.3	30.5	---	---	135
K	7116.0	B?	449533	7101450	8.2	0.9	8.7	1.9	10.1	14.3	132.7	50	0
L	7131.2	D	449538	7102066	3.2	4.8	2.3	4.7	8.4	20.2	2.4	48	0
M	7141.8	S?	449548	7102519	2.7	10.5	1.5	11.6	22.5	65.3	1.2	8	0
N	7147.1	D	449553	7102746	3.7	3.6	5.7	6.9	23.3	62.2	5.0	43	0
O	7149.7	D	449553	7102854	9.9	13.3	16.2	18.8	50.2	31.0	4.3	12	0
P	7151.4	D	449553	7102920	9.9	13.3	16.2	18.8	50.2	31.0	4.3	12	23
Q	7161.5	B?	449558	7103291	7.2	0.9	11.0	0.4	7.4	4.1	102.0	50	23
R	7168.4	B?	449577	7103566	7.8	5.8	17.9	5.5	17.4	41.3	9.4	41	23
S	7173.9	B?	449594	7103792	3.5	3.8	6.3	5.9	11.5	38.7	---	---	0
T	7176.8	B?	449598	7103912	5.0	6.8	12.9	8.2	9.1	60.2	3.4	53	23
U	7180.0	M	449598	7104053	0.1	6.8	1.3	8.2	0.6	60.2	---	---	149
V	7193.5	M	449569	7104617	5.2	2.2	0.4	4.2	0.6	33.5	---	---	0
W	7195.0	S?	449573	7104674	6.2	3.1	16.4	5.3	12.6	41.7	---	---	23
X	7199.0	B?	449587	7104835	15.6	0.3	33.6	4.8	26.6	0.7	999.0	51	23
Y	7204.1	B?	449602	7105033	3.8	2.6	10.1	2.8	9.6	20.3	---	---	153
Z	7209.0	B?	449612	7105217	12.0	3.6	33.0	0.6	30.7	7.0	---	---	0
AA	7214.3	B?	449622	7105400	10.6	1.9	17.7	1.0	12.6	6.4	---	---	23
AB	7225.5	D	449612	7105716	1.9	1.7	5.1	1.1	4.3	4.6	---	---	37
AC	7234.0	B?	449599	7106001	6.3	1.7	4.4	1.4	4.1	7.2	39.2	33	6
AD	7241.0	M	449599	7106269	0.3	7.6	0.9	11.9	15.7	64.6	---	---	18
AE	7250.4	B?	449607	7106640	14.0	17.5	20.1	28.9	84.6	62.8	5.4	21	101
AF	7258.5	B	449620	7106960	21.7	35.9	32.1	43.2	103.8	93.2	4.1	15	0
AG	7263.0	B	449624	7107134	16.9	31.3	27.8	37.1	94.0	23.9	3.2	17	0
AH	7266.6	B	449622	7107268	17.4	58.4	38.3	94.2	244.3	164.8	2.6	0	0
AI	7271.7	E	449618	7107458	5.9	50.0	33.2	91.9	249.0	193.8	0.9	0	0
AJ	7295.0	M	449624	7108299	0.7	0.0	0.1	0.4	0.5	2.2	---	---	35
AK	7316.5	M	449606	7109011	0.2	0.8	5.9	1.9	1.6	8.3	---	---	0
AL	7322.4	B?	449603	7109235	1.9	3.2	8.1	2.6	12.0	16.6	---	---	0
AM	7330.0	B?	449606	7109503	2.8	2.2	5.5	2.8	9.1	13.9	---	---	23
AN	7334.2	S?	449626	7109652	4.5	5.0	6.1	5.9	16.5	36.7	---	---	7
AO	7341.5	S?	449645	7109916	2.9	4.8	5.2	5.7	12.8	36.7	2.2	56	23
AP	7350.4	D	449621	7110234	4.2	0.7	5.9	0.2	0.1	0.1	---	---	42
AQ	7353.2	B?	449615	7110343	13.0	4.0	22.3	4.0	8.7	26.6	41.4	30	0

CX = COAXIAL
CP = COPLANAR

Note:EM values shown above are local amplitudes

*Estimated Depth may be unreliable because the stronger part of the conductor may be deeper or to one side of the flight line, or because of a shallow dip or magnetite/overburden effects

JOB 659

EM Anomaly List

Label	Fid	Interp	XUTM m	YUTM m	CX 1104 HZ Real ppm	CX 1104 HZ Quad ppm	CP 877 HZ Real ppm	CP 877 HZ Quad ppm	CP 7180 HZ Real ppm	CP 7180 HZ Quad ppm	Vertical Dike COND siemens	Vertical Dike DEPTH* m	Mag. Corr NT
LINE 10640													
AR	7358.3	B?	449606	7110542	0.3	11.8	0.3	16.3	16.8	103.0	0.4	7	0
AS	7361.8	B?	449599	7110679	2.3	13.5	3.2	12.4	4.2	87.8	0.9	11	23
AT	7363.7	B?	449597	7110756	4.7	13.3	9.4	13.4	4.3	96.1	1.9	21	0
AU	7370.0	B?	449607	7111010	15.1	9.3	29.9	14.3	29.2	62.5	15.6	21	0
AV	7371.3	B?	449610	7111063	13.6	11.8	19.5	17.3	41.0	86.4	9.1	21	0
AW	7373.5	B?	449617	7111153	13.6	12.6	5.0	17.3	41.1	92.4	8.2	20	0
AX	7386.0	M	449679	7111624	0.0	0.7	11.8	0.6	0.2	2.8	---	---	3
AY	7404.0	B?	449735	7112306	6.5	3.1	12.2	3.2	11.6	21.8	---	---	23
AZ	7408.0	M	449738	7112441	1.3	0.8	0.2	1.9	0.5	20.9	---	---	0
BA	7413.6	D	449741	7112617	6.1	3.1	9.1	1.5	7.3	13.5	14.9	44	0
BB	7430.5	S?	449732	7113148	4.1	1.9	4.9	2.9	5.3	20.0	---	---	0
BC	7454.0	S?	449719	7114023	0.1	3.2	1.4	4.0	0.8	32.6	---	---	0
BD	7465.3	B?	449734	7114477	8.4	5.8	19.3	4.7	16.4	37.5	10.8	39	246
BE	7477.3	B?	449741	7114917	13.7	5.0	36.5	8.8	33.5	39.4	31.9	33	0
BF	7482.6	B?	449731	7115111	8.8	7.1	31.2	11.3	26.8	57.2	8.7	45	18
BG	7487.1	D	449721	7115288	14.9	1.7	33.2	3.6	28.0	22.5	156.0	36	23
BH	7491.7	B?	449716	7115470	15.8	1.9	34.7	1.7	29.4	13.9	---	---	0
BI	7516.0	S	449735	7116262	0.0	1.4	0.2	1.6	0.1	12.3	---	---	0
BJ	7535.0	B?	449730	7117101	0.7	3.5	1.8	3.8	4.5	23.4	---	---	23
BK	7548.3	B?	449761	7117679	7.3	12.3	9.7	18.7	40.2	12.4	2.8	44	0
BL	7551.1	D	449765	7117804	7.4	25.3	13.4	36.6	107.5	107.6	1.9	2	0
BM	7567.0	S	449764	7118419	0.7	4.5	2.0	4.4	5.0	41.1	---	---	0
BN	7576.9	D	449737	7118837	0.9	3.2	3.8	1.9	6.1	11.2	1.0	19	23
BO	7581.9	B?	449736	7119035	5.1	3.5	0.3	3.9	3.5	26.8	---	---	23
BP	7599.5	S?	449753	7119674	1.9	1.3	1.5	2.3	1.1	17.5	---	---	23
BQ	7630.2	S?	449853	7120762	1.6	0.9	1.0	1.7	0.3	10.4	---	---	0
BR	7657.9	S?	449825	7121960	1.0	5.2	0.7	8.5	6.5	59.3	0.7	19	0
BS	7690.3	B?	449906	7123262	2.4	2.0	4.4	4.6	19.2	8.5	1.0	0	0
BT	7696.0	D	449916	7123493	3.5	4.5	2.7	8.5	12.2	49.5	3.2	60	0
LINE 10650													
A	6674.5	B?	449905	7096904	2.8	8.8	4.5	13.4	28.6	77.5	1.5	12	0
B	6669.2	D	449900	7097149	2.4	9.9	3.9	11.2	21.1	66.2	1.2	14	0
C	6666.5	B?	449896	7097277	5.1	4.9	0.6	6.0	7.7	32.2	---	---	26
D	6662.2	B?	449892	7097479	4.3	5.4	1.3	5.9	6.5	37.3	---	---	0
E	6632.5	M	449888	7098735	0.2	1.0	1.5	2.0	2.7	16.1	---	---	0
F	6620.0	B?	449903	7099248	0.4	5.0	1.1	9.2	12.3	49.8	---	---	17
G	6612.7	B?	449928	7099570	5.2	2.9	8.8	4.1	10.9	21.6	12.7	45	0
H	6606.7	D	449946	7099826	2.4	4.8	0.3	5.4	5.8	32.2	1.5	68	0
I	6599.9	B?	449952	7100117	3.9	14.7	4.9	16.9	28.8	88.3	1.4	14	0
J	6592.5	B?	449942	7100435	3.6	1.3	7.7	0.5	6.3	2.6	22.8	61	0
K	6582.0	S?	449930	7100881	2.2	2.7	2.1	4.2	2.5	30.4	---	---	0
L	6546.9	S?	449970	7102373	2.6	12.8	4.8	18.3	19.6	113.2	1.0	12	26
M	6529.2	B?	450041	7103078	8.4	8.2	14.7	13.6	37.4	47.2	6.6	29	0
N	6524.8	B?	450062	7103273	11.3	13.1	11.1	18.3	62.0	26.6	5.6	14	0
O	6518.0	B?	450098	7103579	3.2	3.6	4.8	3.1	10.8	10.8	3.7	62	0

CX = COAXIAL
CP = COPLANAR

Note: EM values shown above are local amplitudes

*Estimated Depth may be unreliable because the stronger part of the conductor may be deeper or to one side of the flight line, or because of a shallow dip or magnetite/overburden effects

JOB 659

EM Anomaly List

Label	Fid	Interp	XUTM m	YUTM m	CX 1104 HZ Real ppm	CX 1104 HZ Quad ppm	CP 877 HZ Real ppm	CP 877 HZ Quad ppm	CP 7180 HZ Real ppm	CP 7180 HZ Quad ppm	Vertical Dike COND siemens	Vertical Dike DEPTH* m	Mag. Corr NT
LINE 10650													
P	6513.0	D	450100	7103785	1.3	7.7	11.2	6.5	1.4	46.5	---	---	26
Q	6500.8	B?	450030	7104222	22.1	6.3	54.6	7.1	44.7	53.0	54.5	29	102
R	6489.2	M	449981	7104662	2.1	3.3	2.4	4.0	4.7	30.9	---	---	0
S	6488.0	S?	449984	7104708	2.1	3.1	2.4	4.0	4.7	30.9	---	---	0
T	6479.9	B?	450030	7104982	4.5	2.0	4.0	1.6	6.7	13.0	---	---	0
U	6467.8	D	450035	7105427	14.4	2.7	30.6	6.0	23.6	41.1	71.4	46	26
V	6461.5	D	450009	7105627	0.0	6.5	11.3	7.7	11.4	52.3	---	---	0
W	6454.3	B?	449986	7105849	16.9	7.4	29.3	11.6	36.0	83.0	26.5	27	0
X	6451.5	M	449983	7105939	0.2	4.6	9.5	7.7	1.5	52.6	---	---	0
Y	6448.8	D	449984	7106025	0.5	4.0	8.5	3.8	0.0	29.4	---	---	0
Z	6439.5	B?	449978	7106367	1.1	9.6	11.8	32.4	100.0	78.1	---	---	19
AA	6433.0	B?	449966	7106655	15.2	32.4	23.9	48.1	131.1	105.9	3.6	0	26
AB	6427.5	B?	449956	7106901	14.3	29.7	21.7	49.7	131.7	157.8	3.6	0	0
AC	6425.1	B?	449953	7107003	10.6	28.6	7.9	25.2	55.4	128.7	2.6	2	0
AD	6409.9	S?	449997	7107656	5.4	5.5	4.6	6.6	12.2	43.3	---	---	26
AE	6401.0	M	450007	7108040	2.7	3.6	3.8	3.9	9.7	32.1	---	---	69
AF	6395.4	B?	450013	7108268	3.8	3.5	9.0	5.9	16.3	39.3	---	---	0
AG	6382.5	M	450033	7108748	0.3	3.9	1.8	6.0	18.7	36.4	---	---	140
AH	6373.8	B?	450032	7109083	8.3	7.1	15.6	11.1	25.8	60.5	---	---	0
AI	6371.2	B?	450033	7109186	7.4	4.2	15.2	12.8	10.8	82.5	---	---	0
AJ	6368.2	B?	450032	7109308	5.7	7.7	23.8	12.9	27.6	83.4	---	---	8
AK	6361.9	B?	450030	7109574	0.7	3.5	2.7	4.0	4.6	22.2	---	---	366
AL	6353.5	B?	450039	7109915	11.0	7.9	25.4	11.9	26.0	75.8	11.1	31	26
AM	6350.0	M	450049	7110055	5.4	6.4	11.4	7.7	3.2	49.7	---	---	35
AN	6342.5	D	450083	7110338	7.0	8.6	15.0	7.7	18.7	46.2	---	---	0
AO	6339.7	D	450099	7110440	5.3	8.6	6.4	4.9	15.0	28.5	---	---	15
AP	6335.9	B	450125	7110581	6.3	4.3	8.4	1.9	9.4	11.7	9.9	46	6
AQ	6332.0	M	450148	7110729	0.8	7.3	1.0	9.0	0.2	64.2	---	---	0
AR	6330.2	B?	450154	7110795	0.8	7.3	1.0	8.6	0.2	63.0	---	---	0
AS	6320.6	D	450136	7111162	9.8	11.7	13.7	6.8	20.0	41.3	5.1	24	26
AT	6303.0	S	450099	7111865	4.1	1.8	4.5	2.9	3.0	19.9	---	---	0
AU	6300.0	M	450096	7111987	0.8	0.4	5.7	1.5	6.1	9.6	---	---	37
AV	6277.4	S	450104	7113032	1.6	5.9	3.0	7.7	10.2	55.8	1.1	16	0
AW	6256.4	B?	450120	7113801	2.0	3.6	4.0	3.0	5.5	23.2	1.6	68	0
AX	6219.5	D	450128	7115094	2.4	3.2	2.1	2.5	10.1	1.0	2.8	58	26
AY	6215.5	D	450117	7115262	0.8	4.3	2.4	0.9	5.5	2.9	0.7	8	0
AZ	6212.5	B?	450108	7115389	0.1	3.1	0.9	5.9	6.4	56.9	---	---	26
BA	6208.2	B?	450114	7115570	1.7	5.2	2.0	6.2	4.3	49.5	---	---	0
BB	6196.6	B?	450183	7116010	2.3	1.8	1.8	3.0	1.2	22.2	---	---	0
BC	6179.5	M	450209	7116522	0.1	0.4	8.3	0.1	1.0	0.2	---	---	0
BD	6172.4	B?	450223	7116740	1.5	2.1	7.1	3.9	6.4	22.8	---	---	24
BE	6159.0	B?	450227	7117225	2.7	0.4	1.1	0.2	0.5	0.8	---	---	0
BF	6147.5	B?	450189	7117609	2.6	2.7	0.7	1.7	1.9	18.7	---	---	0
BG	6135.0	S?	450125	7118082	0.7	3.3	1.1	5.2	7.5	35.7	---	---	26
BH	6101.0	S	450147	7119485	0.7	1.6	2.3	3.2	1.0	20.1	---	---	0
BI	6051.1	S?	450285	7121855	2.6	4.1	1.7	7.3	14.1	50.4	---	---	15

CX = COAXIAL
CP = COPLANAR

Note: EM values shown above are local amplitudes

*Estimated Depth may be unreliable because the stronger part of the conductor may be deeper or to one side of the flight line, or because of a shallow dip or magnetite/overburden effects

JOB 659

EM Anomaly List

Label	Fid	Interp	XUTM m	YUTM m	CX 1104 HZ Real ppm	CX 1104 HZ Quad ppm	CP 877 HZ Real ppm	CP 877 HZ Quad ppm	CP 7180 HZ Real ppm	CP 7180 HZ Quad ppm	Vertical Dike COND siemens	Vertical Dike DEPTH* m	Mag. Corr NT
LINE 10650													
BJ	6043.4	B?	450248	7122102	3.8	4.0	2.4	8.7	15.1	58.1	---	---	24
BF	6040.2	D	450231	7122193	3.4	6.7	1.0	5.7	7.9	35.3	1.7	56	26
BL	6029.3	B?	450217	7122492	0.0	3.5	1.5	2.4	3.6	23.3	---	---	0
BM	6019.5	B?	450252	7122814	0.6	8.5	1.6	9.9	22.6	45.0	---	---	0
BN	6016.3	D	450261	7122940	3.3	8.4	0.3	7.0	12.7	36.1	1.9	14	70
LINE 10660													
A	5273.0	B?	450299	7097287	3.3	6.3	4.1	8.9	31.1	48.1	---	---	0
B	5284.9	B?	450345	7097804	0.2	2.6	1.2	1.2	4.5	12.2	---	---	24
C	5291.9	S?	450355	7098098	1.9	1.6	2.7	2.3	9.0	4.9	---	---	23
D	5319.0	M	450364	7099275	1.4	1.7	3.7	2.6	3.5	14.5	---	---	0
E	5342.5	B?	450316	7100188	5.5	4.4	6.0	4.9	11.3	24.1	7.5	38	0
F	5357.5	B?	450328	7100791	5.0	3.0	2.3	4.5	4.3	34.2	---	---	0
G	5360.5	S?	450339	7100907	5.9	5.9	2.7	8.3	13.2	53.6	---	---	0
H	5367.6	B?	450356	7101196	2.5	0.6	0.6	6.4	11.3	44.9	---	---	8
I	5397.6	B?	450391	7102428	3.4	8.3	3.1	10.1	18.7	61.9	1.9	23	24
J	5414.9	B	450399	7103186	10.0	14.3	11.9	21.9	60.8	37.5	3.9	21	0
K	5419.8	B	450400	7103399	7.1	25.1	15.7	36.7	108.9	125.0	1.9	0	0
L	5432.8	D	450380	7103924	9.7	1.5	12.1	2.8	10.8	12.2	80.8	47	0
M	5438.3	B?	450376	7104160	0.6	2.6	0.9	2.6	21.0	20.5	---	---	74
N	5443.0	M	450375	7104357	4.1	1.5	9.4	1.8	9.7	17.6	---	---	0
O	5449.7	B?	450380	7104652	1.3	3.9	24.8	2.8	13.4	17.6	---	---	24
P	5453.2	B?	450381	7104811	5.3	2.3	2.4	2.8	2.3	12.6	18.2	40	0
Q	5462.5	B?	450377	7105216	3.2	1.7	5.4	0.5	7.6	1.5	---	---	24
R	5467.2	D	450366	7105361	3.4	5.7	4.7	2.9	9.2	21.9	2.1	47	0
S	5474.2	D	450356	7105494	1.6	2.0	2.9	3.5	0.4	22.5	---	---	0
T	5485.1	B?	450369	7105715	4.6	1.1	4.0	0.9	2.9	4.4	---	---	0
U	5490.3	B?	450368	7105896	1.2	5.5	2.4	7.7	15.6	37.3	0.9	5	0
V	5501.2	B	450384	7106366	4.8	10.7	4.0	12.4	37.4	76.2	2.4	20	0
W	5507.3	B	450406	7106641	3.0	4.0	2.8	5.7	16.0	23.2	2.8	57	24
X	5510.7	B?	450416	7106787	3.9	10.6	6.9	15.5	34.0	89.8	1.9	16	24
Y	5526.0	M	450429	7107437	0.6	0.5	2.4	0.3	1.8	3.7	---	---	175
Z	5531.1	B?	450418	7107650	8.7	2.9	18.6	2.8	22.0	13.4	32.5	38	0
AA	5537.0	B?	450415	7107893	5.9	5.2	7.5	6.5	23.1	40.6	6.7	42	0
AB	5541.1	B?	450418	7108067	2.3	3.6	4.0	5.9	13.6	40.2	2.1	59	0
AC	5575.0	M	450405	7109394	1.9	2.0	2.9	2.9	4.9	14.8	---	---	210
AD	5584.0	M	450427	7109752	2.1	2.5	3.7	2.5	5.0	16.1	---	---	310
AE	5586.9	B?	450449	7109862	5.4	1.0	10.2	2.5	5.8	14.1	---	---	0
AF	5600.8	B?	450548	7110390	3.3	2.5	2.6	1.2	6.0	4.1	---	---	24
AG	5603.5	B?	450552	7110499	2.5	2.7	2.2	2.3	8.9	8.2	---	---	0
AH	5610.0	B?	450533	7110761	1.4	2.1	1.6	3.9	11.4	15.4	---	---	24
AI	5619.5	D	450526	7111134	2.5	5.8	1.7	5.5	17.7	35.4	1.9	21	0
AJ	5630.0	S?	450525	7111553	0.9	6.5	1.0	8.8	10.1	61.9	---	---	0
AK	5649.9	S	450517	7112373	5.4	1.1	16.5	2.1	17.7	16.1	---	---	24
AL	5660.0	M	450527	7112778	0.9	0.9	0.4	3.1	0.1	19.3	---	---	0
AM	5677.2	D	450516	7113430	2.8	1.9	3.6	1.6	3.7	9.4	---	---	0

CX = COAXIAL
CP = COPLANAR

Note:EM values shown above are local amplitudes

*Estimated Depth may be unreliable because the stronger part of the conductor may be deeper or to one side of the flight line, or because of a shallow dip or magnetite/overburden effects

EM Anomaly List

Label	Fid	Interp	XUTM m	YUTM m	CX 1104 HZ Real ppm	CX 1104 HZ Quad ppm	CP 877 HZ Real ppm	CP 877 HZ Quad ppm	CP 7180 HZ Real ppm	CP 7180 HZ Quad ppm	Vertical Dike COND siemens	Vertical Dike DEPTH* m	Mag. Corr NT
LINE 10660													
AN	5694.0	B?	450523	7114149	0.2	1.3	3.1	0.7	3.9	5.8	---	---	0
AO	5696.3	B?	450524	7114255	3.5	1.5	5.6	0.9	6.1	7.0	---	---	11
AP	5702.5	M	450516	7114529	0.0	0.4	0.7	0.0	0.6	0.0	---	---	38
AQ	5712.0	S?	450520	7114953	3.0	1.5	0.4	2.8	2.4	21.4	---	---	24
AR	5718.2	B?	450538	7115214	6.1	5.2	9.9	5.1	19.2	33.9	7.0	31	24
AS	5722.5	B?	450543	7115381	6.1	2.6	1.1	2.5	17.1	20.9	19.7	42	17
AT	5741.3	D	450545	7116042	0.6	2.6	2.9	0.5	0.8	8.4	0.8	23	0
AU	5753.9	B?	450546	7116567	0.0	2.7	1.2	2.4	5.3	12.6	---	---	0
AV	5774.7	B?	450510	7117382	2.6	3.6	1.9	5.1	13.9	12.3	---	---	24
AW	5778.0	D	450519	7117527	4.3	6.0	2.0	7.6	24.8	36.3	---	---	0
AX	5787.0	S	450546	7117935	0.9	1.8	0.4	2.3	2.2	17.7	---	---	24
AY	5809.8	B?	450599	7118943	1.6	9.1	1.3	10.9	12.2	75.7	---	---	0
AZ	5814.7	B?	450605	7119131	0.4	12.2	0.9	14.7	9.1	112.5	0.4	12	0
BA	5860.0	S	450612	7120797	1.1	1.5	0.2	1.5	0.1	13.1	---	---	0
BB	5895.0	S	450638	7121834	1.2	2.9	0.7	4.2	12.1	36.3	---	---	24
BC	5921.0	D	450630	7122607	2.4	7.2	2.6	5.4	10.7	36.0	1.5	20	24
BD	5927.9	B?	450624	7122905	0.2	6.8	0.7	7.8	7.3	53.5	---	---	0
BE	5940.6	M	450651	7123490	6.4	2.1	15.2	2.9	16.7	26.4	---	---	0
LINE 10670													
A	5134.0	D	450680	7097501	2.8	4.1	9.0	3.5	10.5	19.9	---	---	20
B	5105.0	M	450772	7098681	0.3	1.0	1.0	2.4	0.4	14.4	---	---	0
C	5097.5	B?	450759	7098935	14.0	4.1	18.8	4.0	32.5	30.9	45.3	32	0
D	5084.0	S?	450756	7099444	1.2	3.7	4.4	5.0	11.3	19.8	0.5	0	20
E	5055.0	B?	450781	7100664	2.9	4.4	3.7	6.6	26.9	27.5	---	---	0
F	5051.0	B?	450775	7100834	3.1	5.4	4.0	6.9	26.4	32.8	---	---	0
G	5048.7	B?	450772	7100929	1.8	6.0	2.3	6.3	15.1	33.6	1.3	18	0
H	5026.2	D	450746	7101803	4.1	5.1	2.7	3.9	3.9	24.3	3.6	46	20
I	5021.0	B?	450757	7102011	2.7	2.2	7.4	3.3	2.7	24.4	---	---	20
J	5017.5	B?	450763	7102158	3.7	0.4	7.4	0.4	0.9	1.7	---	---	0
K	5009.4	D	450787	7102490	2.0	6.8	0.7	9.1	22.4	43.7	1.2	17	0
L	5004.0	S?	450810	7102703	2.5	4.5	1.1	5.4	13.1	26.4	---	---	69
M	4992.1	B	450840	7103192	6.4	7.5	7.6	9.9	30.0	28.7	4.5	25	20
N	4985.2	D	450862	7103501	2.0	5.4	4.8	4.5	7.6	29.7	1.5	25	0
O	4975.9	B	450829	7103884	5.8	5.1	11.7	6.1	21.0	31.7	6.7	40	0
P	4969.0	B	450786	7104140	1.1	13.0	4.1	16.2	22.0	106.8	---	---	29
Q	4965.1	B?	450767	7104274	3.6	3.5	5.3	2.0	7.2	16.9	---	---	0
R	4960.7	D	450755	7104406	3.6	2.1	5.7	0.2	6.3	7.7	---	---	0
S	4950.8	S?	450767	7104784	0.2	4.6	3.1	5.6	7.4	34.8	---	---	20
T	4940.5	D	450841	7105208	7.1	1.7	16.1	5.6	1.8	25.1	47.5	27	0
U	4936.7	D	450865	7105350	2.5	5.4	8.5	34.7	1.5	151.2	---	---	347
V	4932.4	D	450890	7105523	10.9	31.4	30.3	84.5	228.5	296.2	2.5	2	20
W	4929.4	D	450906	7105649	22.8	54.9	32.8	84.4	229.2	296.4	3.7	1	0
X	4925.0	B	450917	7105838	5.7	7.7	6.4	3.9	22.4	10.5	3.5	35	20
Y	4921.0	D	450901	7106006	3.5	2.4	15.5	10.0	13.2	41.4	---	---	179
Z	4916.5	D	450876	7106192	10.1	13.5	4.4	12.5	27.6	72.4	4.4	25	20

CX = COAXIAL
CP = COPLANAR

Note: EM values shown above are local amplitudes

*Estimated Depth may be unreliable because the stronger part of the conductor may be deeper or to one side of the flight line, or because of a shallow dip or magnetite/overburden effects

JOB 659

EM Anomaly List

Label	Fid	Interp	XUTM m	YUTM m	CX 1104 HZ Real ppm	CX 1104 HZ Quad ppm	CP 877 HZ Real ppm	CP 877 HZ Quad ppm	CP 7180 HZ Real ppm	CP 7180 HZ Quad ppm	Vertical Dike COND siemens	Vertical Dike DEPTH* m	Mag. Corr NT
LINE 10670													
AA	4910.8	B	450849	7106438	4.8	9.7	6.4	12.9	33.6	67.9	2.5	17	20
AB	4906.5	B?	450831	7106627	2.4	0.7	3.1	0.6	8.3	0.2	---	---	39
AC	4883.7	B?	450813	7107644	1.3	3.5	1.6	5.4	15.4	24.9	1.3	25	0
AD	4880.0	B?	450829	7107801	2.6	1.3	2.4	2.6	7.5	9.1	---	---	0
AE	4865.1	B?	450887	7108382	6.6	1.8	12.7	1.5	13.5	8.6	---	---	31
AF	4860.0	M	450886	7108570	0.2	1.7	6.3	2.5	0.0	14.9	---	---	0
AG	4842.5	M	450869	7109238	0.8	1.0	0.1	0.3	1.1	3.4	---	---	0
AH	4829.0	M	450869	7109784	1.8	3.5	0.3	3.1	5.0	18.9	---	---	0
AI	4827.0	D	450868	7109867	1.8	1.9	0.3	2.9	5.0	17.1	---	---	20
AJ	4808.8	D	450895	7110648	0.8	4.3	0.4	13.4	31.1	40.9	---	---	41
AK	4800.7	B?	450906	7111009	5.9	10.2	6.3	9.0	28.3	40.2	2.5	38	20
AL	4794.4	D	450915	7111286	1.6	3.0	2.1	2.6	1.2	20.1	1.4	75	16
AM	4785.0	S?	450914	7111680	1.3	2.1	0.7	2.4	0.3	18.9	---	---	1
AN	4774.0	M	450906	7112122	1.5	3.1	0.3	4.2	0.2	28.0	---	---	0
AO	4749.2	D	450910	7113152	3.7	0.4	7.7	1.0	5.9	8.0	---	---	20
AP	4736.0	B?	450910	7113600	5.3	1.4	0.0	1.6	7.8	12.9	---	---	6
AQ	4723.5	M	450917	7113999	3.4	0.5	3.4	0.4	3.4	1.9	---	---	13
AR	4688.2	D	450963	7115409	0.0	17.0	5.5	20.6	62.0	103.8	---	---	20
AS	4684.9	D	450974	7115561	5.9	15.3	5.0	20.6	62.0	103.3	---	---	0
AT	4666.1	B?	451090	7116313	1.4	1.2	0.4	1.6	12.8	8.0	---	---	0
AU	4657.6	D	451061	7116622	7.6	2.7	14.8	6.9	16.3	55.0	27.8	40	99
AV	4652.1	B?	451036	7116825	0.9	6.2	14.2	7.2	5.2	58.4	---	---	0
AW	4608.2	S?	450972	7118374	0.5	2.4	0.0	1.8	2.4	9.7	---	---	0
AX	4596.3	S?	450989	7118910	4.4	1.9	0.8	2.8	2.9	20.2	---	---	0
AY	4525.0	B?	451048	7121824	1.0	1.3	0.6	1.2	2.3	5.6	---	---	0
LINE 10680													
A	3395.0	S	450969	7085766	1.5	5.4	1.0	7.6	3.0	54.0	---	---	0
B	3430.0	S	450979	7087118	2.1	0.3	0.9	2.2	2.2	13.1	---	---	21
C	3468.0	B?	451012	7088579	3.7	5.2	2.8	5.6	3.5	39.9	---	---	0
D	3476.5	S	451008	7088934	1.9	2.2	1.6	2.1	3.3	19.7	---	---	21
E	3492.7	B?	451021	7089595	7.6	1.4	5.5	0.9	13.0	7.3	58.4	41	0
F	3499.2	S?	451027	7089888	0.0	7.1	0.1	10.7	8.3	81.3	---	---	21
G	3522.5	B?	450984	7090909	2.1	3.4	1.6	5.1	6.8	31.8	---	---	0
H	3526.4	D	450970	7091078	3.5	4.3	3.9	5.6	9.5	35.3	3.5	35	21
I	3548.0	S	451028	7091898	2.2	2.2	1.3	2.3	1.4	17.6	---	---	0
J	3583.5	B?	451036	7093331	4.0	3.2	6.1	3.1	7.4	22.6	7.0	47	21
K	3609.6	S?	451020	7094329	0.2	2.4	8.2	2.5	10.0	17.9	---	---	21
L	3619.2	D	451077	7094698	1.0	1.5	3.7	0.7	3.6	3.8	1.8	91	17
M	3630.0	S?	451116	7095109	0.7	2.8	6.4	2.9	0.1	24.6	---	---	0
N	3658.4	B?	451078	7096264	2.5	2.0	3.1	1.9	4.1	9.5	---	---	0
O	3670.0	S?	451060	7096706	0.2	6.0	2.4	7.4	7.0	48.1	---	---	0
P	3690.0	E	451072	7097489	0.0	1.8	0.6	0.8	1.6	6.7	---	---	0
Q	3696.0	S	451075	7097727	3.6	3.8	5.4	4.7	6.7	34.4	---	---	0
R	3777.9	S	451130	7101054	3.6	2.9	3.7	3.8	3.9	20.3	---	---	0
S	3794.0	S	451143	7101750	1.1	4.1	1.9	6.0	5.4	36.7	---	---	14

CX = COAXIAL
CP = COPLANAR

Note: EM values shown above are local amplitudes

*Estimated Depth may be unreliable because the stronger part of the conductor may be deeper or to one side of the flight line, or because of a shallow dip or magnetite/overburden effects

JOB 659

EM Anomaly List

Label	Fid	Interp	XUTM m	YUTM m	CX 1104 HZ Real ppm	CX 1104 HZ Quad ppm	CP 877 HZ Real ppm	CP 877 HZ Quad ppm	CP 7180 HZ Real ppm	CP 7180 HZ Quad ppm	Vertical Dike COND siemens	Vertical Dike DEPTH* m	Mag. Corr NT
LINE 10680													
T	3818.9	B	451216	7102879	4.5	9.1	3.9	12.6	29.2	51.3	2.5	16	0
U	3822.2	B	451210	7103035	2.6	9.1	4.4	10.7	22.3	55.3	---	---	0
V	3830.6	B	451201	7103431	12.8	14.2	10.0	20.0	49.2	58.3	6.2	13	21
W	3840.0	B	451196	7103857	4.3	6.5	3.3	5.3	9.4	32.2	2.8	46	0
X	3846.1	B	451189	7104138	6.0	26.8	12.0	38.8	110.2	155.7	1.5	0	21
Y	3852.2	B	451179	7104421	4.1	5.9	3.1	10.5	22.4	81.7	2.9	46	0
Z	3856.4	B	451166	7104611	9.3	22.5	8.8	33.2	93.1	125.0	2.8	0	0
AA	3859.3	D	451160	7104745	11.8	10.5	8.4	33.3	92.9	125.0	8.3	5	0
AB	3864.7	B	451161	7104989	1.0	0.2	9.0	3.3	23.6	12.3	---	---	0
AC	3872.1	B	451157	7105255	11.7	11.6	12.1	15.4	26.2	103.9	7.1	32	0
AD	3876.4	B	451144	7105388	15.7	11.2	14.0	9.2	39.1	36.6	---	---	74
LINE 10681													
A	4081.4	S?	451222	7110362	0.2	4.0	3.9	3.8	8.1	21.4	---	---	9
B	4090.5	S?	451316	7110664	2.9	0.6	3.4	3.5	12.5	4.6	39.3	78	28
C	4097.4	E	451279	7110939	3.3	10.4	3.0	13.8	34.2	68.1	1.6	6	0
D	4118.9	B?	451219	7111780	0.7	2.0	0.6	2.2	1.3	14.7	---	---	0
E	4133.6	S?	451294	7112445	6.1	2.8	1.7	2.4	4.6	20.5	17.4	31	0
F	4170.4	B?	451308	7114147	0.0	2.6	1.2	2.1	1.1	13.7	---	---	11
G	4175.5	B?	451308	7114407	4.3	2.0	3.0	2.4	4.2	17.4	---	---	0
H	4201.2	D	451313	7115542	1.5	4.2	3.5	4.1	11.9	18.9	1.4	19	0
I	4203.9	D	451314	7115651	3.1	8.3	3.0	7.8	20.8	41.4	1.7	14	0
J	4207.8	D	451318	7115812	1.3	7.7	1.7	9.6	18.8	51.5	---	---	0
K	4210.9	D	451324	7115941	1.6	7.9	0.4	10.6	18.8	66.4	0.8	11	0
L	4223.8	S	451343	7116534	0.6	3.2	0.6	4.1	6.6	28.1	---	---	0
M	4254.0	D	451345	7117767	0.3	5.4	1.1	4.0	4.9	32.4	---	---	0
N	4269.7	D	451345	7118286	3.2	1.4	3.0	1.8	2.9	14.6	14.5	68	0
O	4282.5	B?	451352	7118735	2.7	1.7	6.3	1.2	7.3	7.8	---	---	11
P	4300.0	S?	451331	7119374	0.7	3.8	0.8	6.3	5.9	44.6	---	---	11
Q	4370.0	S	451413	7121759	1.3	1.6	0.5	0.9	6.9	5.3	---	---	21
LINE 10682													
A	6717.1	B	451217	7104047	3.9	10.4	7.6	11.4	46.4	54.1	1.9	18	42
B	6714.4	B	451212	7104154	3.5	6.0	7.6	9.9	45.8	35.7	---	---	0
C	6711.8	B	451207	7104257	1.1	4.9	6.0	0.9	12.6	23.5	0.8	16	0
D	6708.0	B	451203	7104409	3.0	3.5	9.4	30.6	90.6	113.2	---	---	0
E	6705.3	B	451203	7104511	2.7	0.8	9.4	26.2	79.8	0.7	28.5	66	0
F	6702.1	B	451206	7104621	8.1	21.1	10.3	27.1	75.8	110.0	2.5	4	0
G	6698.8	D	451211	7104745	10.4	13.6	7.2	10.9	36.3	40.5	4.6	14	40
H	6693.6	B	451217	7104956	8.1	2.0	22.2	1.0	19.3	3.5	49.1	28	0
I	6689.0	M	451222	7105127	5.3	7.6	7.3	21.1	43.5	139.8	---	---	0
J	6685.0	B?	451226	7105263	7.8	18.8	9.3	23.0	58.9	144.3	2.6	14	0
K	6681.2	B	451228	7105393	16.3	19.1	13.3	16.0	92.8	136.5	6.2	17	0
L	6670.3	D	451225	7105774	21.3	36.3	24.1	44.3	129.5	110.8	3.9	17	0
M	6667.3	D	451225	7105877	15.2	33.2	25.3	45.8	129.3	145.1	3.5	7	0
N	6666.4	D	451226	7105905	14.2	33.2	23.4	42.8	115.5	145.1	3.3	7	0

CX = COAXIAL
CP = COPLANAR

Note: EM values shown above are local amplitudes

*Estimated Depth may be unreliable because the stronger part of the conductor may be deeper or to one side of the flight line, or because of a shallow dip or magnetite/overburden effects

EM Anomaly List

Label	Fid	Interp	XUTM m	YUTM m	CX 1104 HZ Real ppm	CX 1104 HZ Quad ppm	CP 877 HZ Real ppm	CP 877 HZ Quad ppm	CP 7180 HZ Real ppm	CP 7180 HZ Quad ppm	Vertical Dike COND siemens	Vertical Dike DEPTH* m	Mag. Corr NT
LINE 10682													
O	6658.2	B	451230	7106184	3.7	7.6	1.6	7.3	26.1	40.9	2.3	29	0
P	6645.3	B	451227	7106644	31.9	44.3	59.3	76.6	200.0	116.2	6.0	8	0
Q	6640.7	E	451225	7106812	17.3	27.9	12.3	23.3	75.5	78.6	3.9	14	0
R	6618.9	S?	451242	7107659	2.1	4.3	2.8	6.0	19.1	31.2	1.9	29	0
S	6607.5	B?	451256	7108113	1.5	0.4	1.8	2.9	8.2	20.6	---	---	0
T	6600.3	B?	451261	7108379	8.3	2.3	15.0	3.0	16.5	24.0	42.8	38	0
U	6592.5	M	451258	7108657	0.0	1.2	0.1	3.1	3.7	9.2	---	---	0
V	6586.6	D	451252	7108878	8.0	2.9	15.4	1.3	13.2	10.0	27.2	35	0
W	6579.8	D	451238	7109149	7.1	4.3	12.8	3.6	11.3	26.7	12.3	40	0
X	6575.0	M	451230	7109335	0.4	1.4	2.4	3.1	0.7	14.1	---	---	0
Y	6570.5	B?	451231	7109500	3.5	1.4	7.6	0.1	5.2	0.2	---	---	40
Z	6566.0	M	451237	7109669	1.3	0.2	2.1	1.3	4.6	6.4	---	---	0
AA	6560.4	D	451252	7109900	2.4	5.0	3.2	3.9	13.4	19.4	1.9	28	0
AB	6540.1	S?	451317	7110713	2.5	10.2	3.6	17.7	34.5	73.1	---	---	45
AC	6535.5	B?	451322	7110889	3.5	8.3	2.7	7.1	16.4	38.7	---	---	40
AD	6495.0	S	451271	7112404	1.1	4.2	1.0	4.3	6.1	36.4	---	---	40
LINE 10690													
A	3262.0	S?	451359	7085939	2.2	0.8	2.0	1.6	2.5	0.2	---	---	0
B	3256.7	B?	451368	7086133	3.6	9.1	1.9	15.3	4.4	108.1	1.9	28	0
C	3251.3	B?	451378	7086327	1.0	4.9	0.3	5.2	1.2	36.4	0.7	22	0
D	3217.8	S	451417	7087663	1.2	8.2	0.9	12.6	14.2	85.7	0.6	4	0
E	3203.0	B?	451436	7088282	0.5	3.5	1.1	5.3	6.8	31.8	---	---	0
F	3196.3	B?	451435	7088535	2.2	4.3	0.4	7.1	4.2	51.5	---	---	0
G	3178.0	B?	451428	7089165	0.6	7.7	2.1	7.6	3.4	50.8	0.4	7	21
H	3168.8	S?	451447	7089448	3.0	6.2	8.4	9.0	18.9	57.1	---	---	0
I	3159.5	M	451436	7089695	0.3	1.0	3.8	1.6	4.7	10.0	---	---	0
J	3136.9	S	451440	7090538	2.3	1.8	3.3	1.7	4.6	9.6	---	---	0
K	3130.1	S?	451432	7090817	2.0	0.3	0.3	0.1	0.6	0.1	---	---	0
L	3118.6	B?	451424	7091298	2.9	4.6	5.1	3.4	5.7	22.8	2.3	51	0
M	3108.6	B?	451430	7091707	2.2	3.3	3.3	6.1	1.7	42.0	2.3	66	21
N	3106.0	B?	451434	7091807	3.0	4.2	3.8	6.1	1.6	42.0	---	---	3
O	3096.0	B?	451441	7092197	2.1	0.7	1.8	0.5	2.2	1.0	---	---	0
P	3070.8	S?	451536	7093338	0.0	7.4	1.5	10.3	13.4	67.1	---	---	53
Q	3065.3	B?	451540	7093553	13.3	4.8	24.5	5.1	27.0	35.9	32.9	30	0
R	3054.0	S?	451488	7094017	0.8	0.8	2.3	3.2	6.8	17.1	---	---	0
S	3039.7	B?	451443	7094575	2.8	5.6	5.0	6.2	9.5	33.2	1.6	56	0
T	3018.7	B?	451454	7095529	5.8	5.2	7.5	6.3	4.3	46.1	---	---	63
U	3000.0	S?	451501	7096386	4.0	3.0	0.3	5.1	0.7	38.5	---	---	0
V	2985.0	M	451529	7097034	1.0	4.7	1.0	5.5	0.3	36.1	---	---	0
W	2981.0	E	451527	7097212	4.9	3.5	15.9	2.8	8.9	18.3	---	---	0
X	2922.0	B?	451570	7099762	2.8	3.7	4.1	4.8	7.0	28.0	---	---	0
Y	2895.0	S	451550	7100975	0.2	2.4	0.3	2.8	0.4	22.3	---	---	0
Z	2870.0	S?	451582	7102072	0.1	2.2	3.8	3.7	0.4	34.9	---	---	0
AA	2845.2	B?	451581	7103084	1.7	8.8	5.8	13.3	35.9	39.9	---	---	0
AB	2839.1	B	451577	7103308	6.3	5.4	5.1	27.5	69.4	94.4	---	---	0

CX = COAXIAL
CP = COPLANAR

Note: EM values shown above are local amplitudes

*Estimated Depth may be unreliable because the stronger part of the conductor may be deeper or to one side of the flight line, or because of a shallow dip or magnetite/overburden effects

EM Anomaly List

Label	Fid	Interp	XUTM m	YUTM m	CX 1104 HZ Real ppm	CX 1104 HZ Quad ppm	CP 877 HZ Real ppm	CP 877 HZ Quad ppm	CP 7180 HZ Real ppm	CP 7180 HZ Quad ppm	Vertical Dike COND siemens	Vertical Dike DEPTH* m	Mag. Corr NT
LINE 10690													
AC	2830.7	B	451572	7103592	8.9	9.3	9.3	8.4	29.3	30.8	6.0	16	0
AD	2823.0	B?	451566	7103917	7.0	2.3	6.9	3.1	27.0	29.7	30.0	38	0
AE	2813.5	B?	451576	7104330	1.9	15.1	4.3	21.6	44.9	96.5	---	---	29
AF	2810.6	B?	451583	7104455	2.7	5.7	2.2	6.5	12.6	31.9	---	---	56
AG	2800.6	B?	451608	7104887	2.8	0.5	4.2	15.0	48.3	57.1	42.7	77	32
AH	2794.9	B	451610	7105137	3.2	18.7	4.0	28.0	80.4	129.8	0.9	0	0
AI	2781.3	B?	451636	7105683	4.0	11.8	8.7	8.5	28.4	60.2	1.8	14	21
AJ	2776.0	B	451652	7105891	14.9	24.6	26.0	42.8	116.0	110.5	3.6	23	0
AK	2766.1	B	451687	7106307	9.5	18.7	21.2	42.3	98.1	144.5	2.4	35	21
AL	2764.0	B	451689	7106389	11.3	26.9	20.3	46.3	103.7	143.7	3.0	11	0
AM	2761.6	B	451690	7106488	11.2	26.2	18.3	44.0	108.4	125.1	3.0	10	0
AN	2753.3	B	451687	7106853	5.9	9.5	19.8	13.9	18.7	88.3	2.7	39	21
AO	2748.2	B	451694	7107094	20.2	21.2	27.1	36.7	107.8	53.2	7.8	9	21
AP	2746.3	B	451698	7107186	19.9	22.3	22.4	31.7	100.4	53.2	7.0	10	0
AQ	2742.8	B	451706	7107354	8.5	11.5	10.9	10.7	42.3	47.7	4.0	27	0
AR	2734.6	B?	451706	7107736	5.3	9.6	5.1	11.8	46.9	48.9	---	---	0
AS	2718.5	B?	451661	7108448	3.0	1.0	5.6	3.7	9.4	7.9	---	---	0
AT	2712.0	B?	451647	7108716	2.4	4.8	3.9	10.7	8.7	57.8	---	---	139
AU	2702.7	B?	451649	7109091	8.2	1.5	15.9	0.8	15.6	4.7	63.8	49	0
AV	2697.0	M	451657	7109328	3.1	1.2	6.8	1.0	3.1	10.6	---	---	103
AW	2686.5	M	451687	7109765	0.1	0.6	11.1	0.7	5.6	4.6	---	---	0
AX	2683.3	B?	451697	7109900	1.5	2.5	1.9	7.8	37.9	38.9	---	---	4
AY	2673.6	D	451721	7110289	3.9	6.8	8.2	6.1	11.4	39.6	---	---	21
AZ	2666.5	B?	451705	7110580	2.3	8.7	2.9	15.0	34.9	64.9	1.2	7	21
BA	2661.3	D	451694	7110807	3.1	5.9	2.0	3.9	7.8	21.0	1.8	40	0
BB	2632.3	S?	451713	7112041	2.0	1.3	2.4	1.6	2.9	10.4	---	---	0
BC	2616.5	B?	451680	7112661	0.2	2.1	1.1	1.8	0.1	15.1	---	---	21
BD	2605.7	B?	451687	7113115	4.2	2.5	6.2	2.8	5.2	20.4	10.7	47	21
BE	2539.0	B?	451741	7115669	0.3	1.6	1.0	5.1	11.2	21.4	---	---	0
BF	2525.9	B?	451760	7116082	0.5	4.4	0.3	3.4	2.5	24.2	---	---	21
BG	2518.3	B?	451766	7116323	3.2	1.0	2.0	1.4	0.7	12.7	23.7	61	15
BH	2480.7	B	451774	7117866	1.6	7.3	1.4	8.3	22.7	32.9	---	---	0
BI	2450.4	S?	451772	7118806	0.2	0.8	0.8	0.1	1.7	0.4	---	---	0
BJ	2398.0	S	451814	7120939	1.5	1.4	0.6	3.4	4.9	25.1	---	---	20
BK	2350.0	S	451865	7122838	1.0	1.1	0.8	1.8	1.1	14.1	---	---	21
LINE 10700													
A	852.0	S?	451794	7085598	1.6	14.4	1.1	21.5	15.0	140.5	0.5	5	16
B	872.4	S?	451781	7086324	1.2	11.2	3.0	16.6	24.2	110.7	0.5	4	0
C	880.0	E	451789	7086578	2.3	19.8	0.7	26.7	15.3	187.0	---	---	0
D	909.1	S?	451776	7087622	0.6	11.4	1.4	18.8	30.9	121.1	0.4	3	0
E	935.2	B?	451850	7088581	1.2	9.2	2.3	11.3	12.5	74.6	0.5	10	21
F	957.2	D	451833	7089489	5.9	8.0	7.8	10.0	32.2	56.3	3.5	37	0
G	961.3	D	451820	7089678	0.0	2.1	8.2	1.1	17.4	2.5	---	---	0
H	962.5	M	451817	7089725	0.9	2.1	0.4	2.0	0.2	12.0	---	---	64
I	975.0	M	451814	7090212	1.3	0.9	11.5	1.3	9.7	10.0	---	---	10

CX = COAXIAL
CP = COPLANAR

Note: EM values shown above are local amplitudes

*Estimated Depth may be unreliable because the stronger part of the conductor may be deeper or to one side of the flight line, or because of a shallow dip or magnetite/overburden effects

JOB 659

EM Anomaly List

Label	Fid	Interp	XUTM m	YUTM m	CX 1104 HZ Real ppm	CX 1104 HZ Quad ppm	CP 877 HZ Real ppm	CP 877 HZ Quad ppm	CP 7180 HZ Real ppm	CP 7180 HZ Quad ppm	Vertical Dike COND siemens	Vertical Dike DEPTH* m	Mag. Corr NT
LINE 10700													
J	984.6	E	451831	7090557	2.5	3.7	9.3	3.1	2.3	21.6	2.3	65	63
K	1005.2	B?	451858	7091271	2.5	0.0	3.6	0.9	7.3	19.5	---	---	0
L	1013.6	B	451894	7091573	3.4	8.3	6.0	6.7	15.1	45.6	1.9	21	21
M	1030.2	B?	451895	7092252	0.0	3.2	9.4	3.5	0.0	24.0	---	---	18
N	1035.0	B?	451900	7092401	2.4	1.7	2.3	3.9	1.2	25.4	---	---	93
O	1044.0	B?	451905	7092713	0.6	1.3	6.4	1.2	6.1	6.8	---	---	21
P	1056.8	B?	451895	7093218	2.5	5.6	0.3	7.3	1.1	53.1	---	---	57
Q	1067.6	B?	451886	7093687	5.1	5.9	11.9	7.0	25.1	34.3	4.3	46	21
R	1072.3	S?	451881	7093890	3.3	10.4	0.4	13.2	18.0	86.3	1.6	18	21
S	1112.0	M	451929	7095535	0.2	2.9	0.4	4.2	0.1	27.3	---	---	29
T	1129.2	B?	451899	7096197	1.0	3.5	1.7	3.7	6.8	19.5	---	---	21
LINE 10701													
A	1343.2	S?	451966	7101784	3.8	5.9	6.8	7.0	11.1	42.0	---	---	26
B	1368.4	E	451973	7102915	9.5	19.6	6.8	19.7	57.0	61.8	3.1	15	0
C	1371.0	B	451972	7103030	10.9	24.8	13.2	36.8	95.8	96.3	3.1	12	0
D	1373.1	B	451973	7103122	11.5	25.6	15.2	35.0	85.8	97.5	3.1	11	0
E	1378.9	B	451981	7103372	4.9	5.0	5.8	2.0	9.5	13.6	5.1	42	0
F	1382.0	D	451985	7103502	2.3	5.0	5.8	1.1	8.3	13.4	---	---	0
G	1385.6	D	451988	7103654	1.4	1.4	7.1	0.3	5.6	15.1	---	---	26
H	1388.3	D	451991	7103767	0.2	0.3	6.5	0.2	8.3	21.3	---	---	26
I	1391.6	B	451993	7103912	2.6	13.5	0.4	16.2	37.9	96.5	1.0	0	12
J	1395.6	D	451997	7104092	4.9	19.2	9.3	27.4	62.0	58.7	1.5	0	7
K	1399.9	B	452006	7104279	20.2	31.4	25.3	49.2	124.7	77.5	4.4	5	0
L	1406.0	B	451999	7104532	0.4	1.5	9.7	16.6	51.1	0.5	---	---	0
M	1409.1	B	452002	7104657	0.4	0.4	2.7	2.7	4.9	5.1	---	---	26
N	1417.9	B	452008	7104938	3.0	2.9	1.1	0.8	1.1	9.1	4.8	57	0
O	1423.7	B	452007	7105133	5.0	16.5	7.6	21.5	61.3	71.1	1.8	4	0
P	1433.0	B	452023	7105485	16.8	26.1	28.0	42.2	100.1	63.5	4.1	14	0
Q	1439.5	B	452034	7105731	8.9	7.8	7.4	21.3	62.6	19.3	7.8	31	0
R	1444.2	B	452026	7105911	4.4	11.1	11.6	18.5	48.2	60.7	2.1	22	43
S	1462.4	B	452019	7106648	19.6	30.9	30.4	52.7	145.9	65.8	4.2	12	0
T	1468.1	D	452021	7106870	7.6	12.2	12.1	6.9	29.0	41.4	3.0	26	0
U	1471.2	D	452017	7106994	5.5	15.0	1.6	10.1	24.5	99.1	2.1	16	0
V	1476.1	B	452020	7107178	4.2	7.3	4.6	9.0	20.9	34.8	2.2	55	0
W	1480.1	B	452025	7107330	15.1	34.1	21.5	52.7	138.6	207.8	3.4	10	0
X	1484.5	B	452026	7107494	9.3	14.8	24.3	43.8	93.5	161.8	3.2	33	0
Y	1487.8	B	452026	7107625	9.3	15.0	20.7	37.1	64.0	103.4	---	---	0
Z	1490.7	B	452028	7107743	8.2	9.2	6.6	21.6	64.8	32.0	5.3	26	0
AA	1503.1	B	452042	7108235	10.3	2.5	23.3	1.2	16.1	7.1	52.9	38	0
AB	1512.5	M	452044	7108616	0.3	5.9	4.0	8.8	3.7	50.6	---	---	0
AC	1516.0	B	452043	7108762	19.4	14.4	36.1	18.5	38.3	102.1	12.8	27	0
AD	1527.0	M	452054	7109230	8.4	12.3	14.9	17.0	29.6	105.1	---	---	0
AE	1530.7	B?	452055	7109389	29.3	39.4	52.4	62.9	214.5	292.5	6.2	16	0
AF	1551.0	M	452059	7110261	5.5	4.8	8.9	6.3	3.9	27.8	---	---	19
AG	1552.6	B?	452059	7110335	2.8	7.4	11.3	7.5	19.7	23.5	---	---	26

CX = COAXIAL
CP = COPLANAR

Note:EM values shown above are local amplitudes

*Estimated Depth may be unreliable because the stronger part of the conductor may be deeper or to one side of the flight line, or because of a shallow dip or magnetite/overburden effects

JOB 659

EM Anomaly List

Label	Fid	Interp	XUTM m	YUTM m	CX 1104 HZ Real ppm	CX 1104 HZ Quad ppm	CP 877 HZ Real ppm	CP 877 HZ Quad ppm	CP 7180 HZ Real ppm	CP 7180 HZ Quad ppm	Vertical Dike COND siemens	Vertical Dike DEPTH* m	Mag. Corr NT
LINE 10701													
AH	1559.6	B	452069	7110649	4.9	11.5	5.6	16.8	42.5	73.9	2.3	12	10
AI	1571.5	B?	452095	7111113	0.4	1.3	1.4	1.8	0.1	13.3	---	---	15
AJ	1600.0	B?	452083	7112211	1.3	2.3	2.9	1.7	3.6	11.2	---	---	0
AK	1613.0	D	452098	7112659	2.3	1.5	4.7	0.6	2.9	3.9	---	---	0
AL	1622.5	B?	452115	7112952	4.3	1.9	3.0	0.4	2.7	3.6	16.6	52	26
AM	1626.0	B?	452128	7113052	5.3	1.9	9.9	1.5	6.0	10.6	---	---	0
AN	1629.6	D	452143	7113162	0.4	2.4	1.4	3.0	2.6	21.1	---	---	26
AO	1634.8	D	452160	7113335	4.4	1.5	7.1	0.1	7.6	0.3	24.7	58	0
AP	1638.9	D	452162	7113478	3.3	5.1	9.5	5.1	11.1	35.7	2.4	57	26
AQ	1642.6	D	452158	7113615	2.7	3.2	3.1	5.0	3.7	33.0	3.3	64	26
AR	1650.0	M	452144	7113924	1.2	1.1	4.5	0.3	3.6	11.8	---	---	0
AS	1656.2	B?	452140	7114204	6.7	2.4	9.9	2.0	7.6	16.6	---	---	26
AT	1659.0	M	452144	7114338	1.2	5.4	5.0	5.7	5.6	37.5	---	---	70
AU	1660.8	B	452142	7114424	8.7	15.5	17.3	15.3	28.8	103.3	2.7	37	96
AV	1663.2	B	452139	7114537	16.2	17.0	27.3	21.3	60.8	125.4	7.3	26	0
AW	1666.7	B	452132	7114707	11.8	5.2	20.0	19.9	60.7	99.1	23.3	35	26
AX	1677.6	B?	452121	7115214	2.3	1.6	1.5	2.7	2.8	20.2	---	---	0
AY	1683.1	D	452115	7115456	2.4	8.3	2.6	6.2	10.9	39.4	1.3	20	26
AZ	1694.3	B?	452115	7115967	0.7	1.3	2.0	4.8	3.8	29.0	---	---	0
BA	1702.0	B?	452138	7116305	5.3	2.7	11.5	3.3	12.1	15.5	---	---	26
BB	1712.0	M	452134	7116693	1.7	0.5	3.7	0.6	3.0	4.2	---	---	0
BC	1745.2	D	452166	7117931	1.9	2.3	1.9	3.7	1.4	22.3	---	---	0
BD	1760.0	D	452154	7118549	1.4	6.0	0.4	5.8	10.4	36.8	1.0	17	0
BE	1790.0	S	452164	7119720	1.4	2.8	0.4	3.2	4.1	25.0	---	---	0
BF	1821.0	S	452200	7120738	1.0	1.6	0.4	2.2	3.4	13.5	---	---	0
BG	1900.0	S	452217	7123555	0.3	2.3	0.4	4.1	1.3	28.7	---	---	25
LINE 10702													
A	4443.6	B?	451863	7094571	1.5	2.5	2.6	1.4	1.6	11.3	1.6	82	24
B	4426.9	S?	451880	7095219	6.8	4.0	16.6	3.0	25.5	20.9	---	---	0
C	4419.0	M	451877	7095526	6.1	1.7	11.9	2.1	6.8	6.3	---	---	69
D	4383.0	H	451918	7096808	0.9	2.0	1.9	1.4	3.3	9.0	---	---	0
E	4372.6	D?	451950	7097233	1.9	2.5	0.6	2.3	3.8	9.9	---	---	24
F	4365.2	B?	451960	7097555	1.0	1.7	3.6	1.0	5.6	4.6	---	---	0
G	4352.0	M	451925	7098077	1.6	0.9	3.2	2.9	6.3	8.3	---	---	0
H	4278.0	B?	451980	7100975	1.1	3.9	0.7	3.6	2.0	28.1	1.0	26	0
LINE 10715													
A	4827.1	B?	452220	7085810	2.0	4.8	0.6	5.6	6.7	23.1	---	---	0
B	4831.8	B?	452224	7085990	1.5	4.4	1.1	4.2	8.9	25.3	1.3	26	27
C	4845.0	S?	452234	7086485	1.1	4.3	0.6	6.0	3.3	41.5	---	---	0
D	4878.2	S	452193	7087787	0.3	6.9	1.1	10.3	11.2	76.8	---	---	27
E	4905.3	S	452206	7088702	0.9	4.5	1.3	6.4	11.9	38.5	0.7	15	0
F	4928.3	S	452225	7089619	2.3	8.2	5.5	11.1	27.3	68.0	1.3	14	27
G	4942.0	S?	452249	7090201	1.5	1.3	2.6	1.8	2.0	7.7	---	---	0
H	4950.8	S	452258	7090530	6.7	2.9	2.3	4.0	5.7	24.4	19.2	36	0

CX = COAXIAL
CP = COPLANAR

Note: EM values shown above are local amplitudes

*Estimated Depth may be unreliable because the stronger part of the conductor may be deeper or to one side of the flight line, or because of a shallow dip or magnetite/overburden effects

JOB 659

EM Anomaly List

Label	Fid	Interp	XUTM m	YUTM m	CX 1104 HZ Real ppm	CX 1104 HZ Quad ppm	CP 877 HZ Real ppm	CP 877 HZ Quad ppm	CP 7180 HZ Real ppm	CP 7180 HZ Quad ppm	Vertical Dike COND siemens	Vertical Dike DEPTH* m	Mag. Corr NT
LINE 10715													
I	4970.0	S?	452248	7091124	7.8	7.4	14.3	10.7	19.7	75.7	---	---	27
J	4978.0	M	452252	7091443	0.2	0.0	0.1	5.8	0.0	45.8	---	---	81
K	4998.0	D	452267	7092240	2.4	1.8	3.3	0.4	4.5	10.3	6.1	62	27
L	5006.5	D	452268	7092498	1.7	2.3	0.1	1.2	1.7	7.3	2.3	74	0
M	5011.7	B	452278	7092683	3.0	6.6	4.2	6.2	16.0	45.9	---	---	0
N	5017.2	B	452287	7092900	1.8	4.4	3.5	5.0	8.7	36.7	---	---	42
O	5021.0	B	452292	7093052	1.4	3.0	2.7	4.6	8.6	34.7	1.6	44	27
P	5023.6	B	452297	7093164	3.5	2.7	5.5	4.1	8.9	31.5	---	---	27
Q	5028.0	B	452301	7093347	1.0	3.9	4.9	2.3	8.2	17.8	0.9	31	27
R	5034.0	B?	452305	7093599	1.4	2.5	5.9	2.5	9.3	10.1	---	---	0
S	5037.9	B	452303	7093756	4.8	1.8	10.6	2.0	6.6	12.9	22.3	53	27
T	5047.5	M	452293	7094124	2.7	1.4	1.4	4.3	2.5	24.4	---	---	0
U	5076.5	S	452303	7095321	0.5	4.7	0.4	7.2	0.9	45.5	---	---	0
V	5090.5	S?	452305	7095834	5.7	1.8	8.0	2.8	8.8	19.1	---	---	218
W	5096.5	M	452309	7096067	2.8	1.2	1.0	2.3	3.2	14.2	---	---	827
X	5110.0	M	452323	7096606	3.7	1.1	5.0	2.0	2.3	8.2	---	---	0
Y	5170.6	S?	452361	7098984	2.0	6.8	3.2	10.7	19.7	72.5	1.2	13	0
Z	5250.0	H	452345	7101520	1.8	1.3	1.9	1.3	7.6	8.0	---	---	0
AA	5287.7	D	452394	7102930	7.2	11.5	12.7	13.5	41.1	34.3	3.0	29	27
AB	5291.0	B	452398	7103054	8.8	8.9	14.4	11.9	42.0	33.6	---	---	0
AC	5296.5	D	452404	7103247	7.4	17.0	7.4	15.6	49.2	38.3	2.6	7	0
AD	5300.8	D	452410	7103390	7.2	18.6	8.1	25.0	60.1	115.8	2.4	9	0
AE	5303.9	D	452414	7103496	2.9	12.6	6.1	24.3	64.5	118.8	1.2	4	27
AF	5314.8	B	452428	7103912	2.5	4.3	3.5	7.9	20.0	39.2	---	---	0
AG	5328.8	D	452441	7104439	7.9	11.6	5.0	8.6	32.4	40.1	3.5	26	27
AH	5341.0	B	452413	7104886	9.0	12.2	8.8	12.5	35.0	31.2	4.0	19	0
AI	5356.7	B	452374	7105414	6.2	6.7	8.2	12.2	32.2	41.6	---	---	0
AJ	5366.8	B	452366	7105807	12.9	24.7	20.6	28.6	84.8	91.0	2.8	16	0
AK	5371.9	B	452374	7105994	0.0	0.0	13.7	22.6	70.5	57.1	---	---	0
AL	5378.1	B	452390	7106210	12.3	26.1	24.5	37.3	128.7	103.8	3.4	0	27
AM	5390.4	D	452420	7106610	2.8	17.3	3.8	24.0	74.7	76.7	0.9	0	0
AN	5394.2	D	452427	7106747	9.6	25.0	13.1	27.5	77.1	85.6	2.6	0	0
AO	5397.5	B	452434	7106867	6.5	20.5	17.6	34.5	82.3	87.7	2.0	0	27
AP	5403.1	B	452446	7107077	10.5	13.1	6.9	11.4	41.2	74.0	4.9	17	27
AQ	5411.0	D	452445	7107347	6.8	1.3	10.7	0.1	17.1	18.4	50.7	54	0
AR	5425.1	B?	452432	7107822	2.6	2.5	2.7	4.1	4.4	36.3	4.4	57	1
AS	5450.0	B	452469	7108720	9.8	9.1	11.7	7.9	20.5	49.7	7.3	25	0
AT	5455.2	B	452467	7108905	21.1	20.0	27.2	15.0	35.5	78.1	9.2	11	27
AU	5462.9	B	452469	7109171	7.6	6.6	20.4	24.4	99.8	59.0	7.5	31	45
AV	5471.3	B	452480	7109459	16.1	0.7	31.5	2.7	23.4	10.2	722.0	45	27
AW	5480.4	B	452484	7109787	0.0	7.4	57.6	12.2	21.2	46.1	---	---	364
AX	5485.6	D	452482	7109986	36.8	7.7	70.2	11.9	74.5	47.0	105.4	5	27
AY	5498.0	B	452460	7110419	0.0	3.1	3.6	3.7	5.6	21.2	---	---	27
AZ	5508.4	D	452448	7110749	4.5	20.8	4.1	25.2	58.8	137.0	1.3	3	27
BA	5592.5	B?	452535	7113657	3.5	2.5	6.4	1.5	6.5	10.6	---	---	27
BB	5599.0	M	452526	7113895	0.0	1.1	0.0	1.2	0.1	7.3	---	---	0

CX = COAXIAL
CP = COPLANAR

Note: EM values shown above are local amplitudes

*Estimated Depth may be unreliable because the stronger part of the conductor may be deeper or to one side of the flight line, or because of a shallow dip or magnetite/overburden effects

JOB 659

EM Anomaly List

Label	Fid	Interp	XUTM m	YUTM m	CX 1104 HZ Real ppm	CX 1104 HZ Quad ppm	CP 877 HZ Real ppm	CP 877 HZ Quad ppm	CP 7180 HZ Real ppm	CP 7180 HZ Quad ppm	Vertical Dike COND siemens	Vertical Dike DEPTH* m	Mag. Corr NT
LINE 10715													
BC	5623.8	B?	452518	7114930	1.9	0.8	1.7	0.2	1.6	2.0	---	---	9
BD	5632.0	B?	452526	7115256	0.9	1.6	0.3	2.3	1.8	8.8	---	---	0
BE	5635.4	B?	452528	7115389	2.7	5.2	1.5	3.3	3.2	21.0	1.6	64	27
BF	5642.8	B?	452534	7115668	0.6	1.7	0.2	5.1	9.1	0.5	---	---	0
BG	5651.3	B?	452541	7115967	1.5	3.6	2.1	3.4	10.0	15.9	---	---	27
BH	5668.8	B?	452539	7116506	2.7	1.0	5.2	1.3	8.1	5.7	---	---	0
BI	5718.0	S	452579	7118076	0.7	2.8	1.1	4.3	1.0	32.7	---	---	27
BJ	5739.5	B?	452584	7118724	3.2	1.7	9.1	4.1	7.0	49.6	11.2	73	27
BK	5751.5	D	452587	7119116	0.7	1.7	0.8	5.9	4.7	47.1	---	---	27
BL	5775.0	S	452543	7119879	1.4	2.6	1.3	3.9	4.4	29.0	---	---	0
BM	5847.0	M	452629	7121994	0.1	0.1	0.5	1.0	0.3	3.1	---	---	33
LINE 10720													
A	5526.2	S?	452597	7085939	1.2	4.1	1.4	5.6	11.5	31.0	---	---	18
B	5557.5	B?	452603	7087151	6.1	1.8	0.6	2.4	1.7	16.3	33.9	37	15
C	5597.0	S	452651	7088701	1.7	1.8	1.0	2.9	9.2	18.0	---	---	0
D	5629.1	E	452633	7090100	4.0	5.0	4.0	9.4	25.8	44.7	3.5	46	0
E	5644.3	S?	452671	7090704	2.7	3.4	2.1	2.9	1.9	18.3	---	---	11
F	5655.0	B?	452666	7091071	4.1	2.5	9.1	0.7	12.1	6.7	---	---	19
G	5660.0	M	452669	7091269	0.4	1.7	5.8	2.9	5.6	24.9	---	---	0
H	5661.6	B?	452670	7091333	2.0	3.0	3.3	2.8	1.4	25.5	---	---	19
I	5677.6	B?	452690	7091989	4.0	5.2	3.7	5.5	10.8	26.7	3.3	41	0
J	5706.5	S	452700	7093047	5.3	4.7	0.9	6.0	12.4	35.8	6.3	35	0
K	5717.1	S?	452711	7093496	2.0	9.3	2.6	12.3	4.8	87.6	---	---	0
L	5725.0	B?	452691	7093847	6.7	4.3	9.6	2.7	8.3	24.3	---	---	19
M	5730.1	S?	452686	7094071	2.3	2.5	2.7	3.8	0.4	25.4	---	---	0
N	5740.5	B?	452698	7094525	4.0	1.0	1.8	0.6	5.7	5.2	---	---	19
O	5755.0	S?	452731	7095098	0.5	7.3	3.8	9.8	0.7	65.3	---	---	274
P	5761.3	B?	452734	7095320	6.0	1.6	12.0	5.9	15.3	41.8	38.0	42	0
Q	5784.3	B?	452733	7096102	0.5	4.4	1.3	5.0	8.6	28.0	---	---	0
R	5840.0	S?	452768	7098136	1.0	3.0	0.6	3.7	0.9	24.5	---	---	39
S	5912.0	S	452759	7100791	1.6	2.2	3.1	2.4	3.0	14.6	---	---	0
T	5928.0	S?	452778	7101431	3.2	0.1	4.4	0.4	3.6	2.3	---	---	0
U	5960.0	S	452794	7102815	2.0	2.9	0.3	4.4	5.3	30.3	---	---	0
V	5974.0	E	452808	7103395	11.3	11.3	13.5	15.1	47.6	16.6	7.0	15	19
W	5977.1	B	452813	7103527	10.7	12.1	20.5	20.4	61.3	25.3	---	---	0
X	5988.8	B	452817	7104038	6.5	8.5	9.8	14.3	47.6	28.5	---	---	0
Y	6003.5	D	452804	7104667	2.1	9.1	2.4	9.4	30.6	25.4	1.1	0	0
Z	6011.5	B	452801	7105002	6.2	12.1	10.6	17.5	41.8	50.0	2.1	28	0
AA	6020.9	B	452809	7105371	8.6	20.3	7.2	27.0	80.0	99.2	2.8	4	0
AB	6026.7	D	452817	7105588	3.0	1.4	1.8	0.7	2.4	79.7	13.4	54	0
AC	6042.1	B	452826	7106232	10.0	22.0	16.7	32.6	91.9	88.3	3.0	3	0
AD	6050.2	B	452836	7106588	7.8	29.0	9.1	43.0	115.8	137.5	1.8	0	0
AE	6065.4	B	452840	7107200	7.8	6.2	9.1	7.5	17.3	8.2	8.5	25	0
AF	6076.3	B	452836	7107637	13.1	14.5	14.4	24.1	46.9	22.8	---	---	0
AG	6079.6	B	452840	7107773	16.5	20.2	33.6	33.6	67.8	62.0	5.9	15	0

CX = COAXIAL
CP = COPLANAR

Note: EM values shown above are local amplitudes

*Estimated Depth may be unreliable because the stronger part of the conductor may be deeper or to one side of the flight line, or because of a shallow dip or magnetite/overburden effects

JOB 659

EM Anomaly List

Label	fid	Interp	XUTM m	YUTM m	CX 1104 HZ Real ppm	CX 1104 HZ Quad ppm	CP 877 HZ Real ppm	CP 877 HZ Quad ppm	CP 7180 HZ Real ppm	CP 7180 HZ Quad ppm	Vertical Dike COND siemens	Vertical Dike DEPTH* m	Mag. Corr NT
LINE 10720													
AH	6081.9	B	452844	7107866	24.3	37.1	42.3	56.6	143.3	97.3	4.8	8	19
AI	6085.3	B	452852	7108002	14.5	37.0	37.8	56.6	148.6	103.0	3.1	0	113
AJ	6100.1	B	452878	7108597	26.4	32.7	38.8	51.3	120.7	68.2	6.7	10	19
AK	6102.9	B	452881	7108712	23.1	40.4	43.8	68.0	173.2	106.7	3.8	10	19
AL	6108.6	B	452893	7108957	12.9	39.3	10.0	54.0	151.1	187.6	2.6	0	0
AM	6115.8	B	452904	7109256	30.3	46.7	51.7	77.9	182.1	173.7	5.1	11	0
AN	6118.6	B	452905	7109371	26.7	36.6	41.5	76.5	173.4	145.9	5.8	10	0
AO	6132.0	M	452908	7109934	2.5	2.9	6.4	2.3	2.3	22.6	---	---	157
AP	6133.8	B?	452905	7110000	2.2	3.4	3.8	2.3	3.3	20.1	---	---	0
AQ	6137.0	B?	452896	7110123	2.4	0.3	9.0	0.3	6.0	10.0	---	---	0
AR	6144.6	D	452870	7110412	2.2	1.8	4.5	1.4	11.0	0.1	5.3	47	1
AS	6153.0	D	452865	7110725	2.7	11.7	1.4	13.7	37.9	64.8	1.1	4	0
AT	6190.0	M	452914	7112027	0.0	1.7	1.5	3.4	0.4	19.3	---	---	0
AU	6230.0	S?	452945	7113457	0.6	1.8	1.0	2.4	1.0	12.2	---	---	0
AV	6251.0	M	452933	7114254	0.0	2.4	7.0	2.5	0.1	16.2	---	---	77
AW	6269.4	D	452918	7115039	4.6	4.7	10.5	4.3	20.9	25.3	5.0	40	0
AX	6273.0	D	452924	7115181	7.2	2.7	11.5	3.2	23.0	24.2	---	---	0
AY	6278.0	B?	452932	7115362	4.2	3.3	0.9	1.2	2.3	8.9	---	---	0
AZ	6308.0	S	452944	7116536	0.4	4.5	1.3	6.3	4.5	40.8	---	---	0
BA	6363.5	D	452997	7118659	3.7	4.2	2.7	4.1	11.0	2.8	4.0	46	19
BB	6370.6	D	453027	7118921	6.6	3.0	7.7	1.4	11.4	15.9	18.5	43	0
BC	6378.0	M	453043	7119210	0.5	1.2	1.6	1.9	2.1	12.0	---	---	53
BD	6381.6	D	453041	7119343	5.7	3.2	14.8	2.6	12.6	20.5	12.3	48	19
BE	6407.0	B?	452986	7120154	0.9	7.6	0.4	10.7	13.7	72.5	0.5	5	0
BF	6431.4	S?	453004	7120992	0.7	2.3	1.5	2.5	3.3	14.2	---	---	19
BG	6440.7	S?	453017	7121299	1.1	2.3	0.2	0.9	1.6	8.7	---	---	0
LINE 10730													
A	5250.2	S	452973	7085578	1.4	6.6	1.4	9.2	25.1	46.2	0.9	6	0
B	5198.7	S	452974	7087416	1.1	19.3	0.3	29.0	40.8	187.4	0.4	4	0
C	5156.0	S?	453056	7088921	1.6	5.1	0.6	6.7	7.5	45.9	---	---	0
D	5143.9	E	453088	7089277	1.4	3.2	0.8	5.5	3.2	35.1	---	---	0
E	5118.2	B?	453007	7090207	6.4	7.9	12.5	11.4	21.9	67.5	4.1	38	19
F	5114.4	E	452997	7090363	3.1	6.8	8.5	8.0	16.0	46.5	2.0	28	0
G	5102.1	S?	453041	7090778	8.0	2.7	12.2	3.5	11.8	23.9	---	---	19
H	5095.0	M	453078	7090999	5.1	0.7	6.7	2.1	4.3	10.7	---	---	0
I	5062.9	B?	453063	7092312	0.5	10.2	3.3	11.4	13.5	63.3	---	---	0
J	5038.1	S?	453128	7093340	0.6	4.0	1.1	8.6	1.8	30.1	---	---	0
K	5031.7	S	453155	7093615	0.1	13.5	0.3	19.6	11.1	132.8	0.4	7	0
L	5022.9	B?	453158	7093958	5.2	6.9	8.9	6.9	12.1	43.2	3.5	39	0
M	5014.6	S?	453112	7094236	3.6	3.7	1.0	6.2	2.4	43.7	---	---	0
N	4998.0	M	453076	7094659	1.7	0.1	3.0	0.4	5.6	2.3	---	---	0
O	4989.0	B?	453101	7094964	3.0	4.9	5.7	5.1	8.2	29.3	---	---	19
P	4986.6	B?	453109	7095070	3.1	4.0	4.6	5.1	8.2	29.3	---	---	19
Q	4984.6	B?	453116	7095170	1.5	3.2	1.8	3.5	5.3	18.8	---	---	19
R	4974.2	B?	453138	7095602	6.3	3.9	8.8	2.9	7.0	20.1	11.6	38	0

CX = COAXIAL
CP = COPLANAR

Note: EM values shown above are local amplitudes

*Estimated Depth may be unreliable because the stronger part of the conductor may be deeper or to one side of the flight line, or because of a shallow dip or magnetite/overburden effects

EM Anomaly List

Label	Fid	Interp	XUTM m	YUTM m	CX 1104 HZ Real ppm	CX 1104 HZ Quad ppm	CP 877 HZ Real ppm	CP 877 HZ Quad ppm	CP 7180 HZ Real ppm	CP 7180 HZ Quad ppm	Vertical Dike COND siemens	Vertical Dike DEPTH* m	Mag. Corr NT
LINE 10730													
S	4970.0	B?	453135	7095772	1.5	2.7	7.4	3.1	4.1	20.6	---	---	0
T	4952.3	S?	453126	7096431	6.5	2.9	0.5	3.0	1.7	20.0	---	---	17
U	4948.0	M	453119	7096591	5.6	0.5	15.1	0.8	15.5	3.1	---	---	19
V	4940.0	M	453113	7096954	2.0	3.2	0.1	4.2	1.2	28.1	---	---	51
W	4928.5	S?	453126	7097423	5.3	1.5	8.6	2.8	7.9	16.6	---	---	0
X	4920.0	M	453144	7097754	0.2	2.8	3.7	5.5	0.0	32.3	---	---	0
Y	4908.5	S?	453144	7098199	0.4	2.2	0.2	2.9	0.2	19.5	---	---	0
Z	4893.8	B?	453134	7098711	4.4	0.8	6.4	0.6	3.1	2.5	---	---	0
AA	4882.9	B?	453139	7099095	4.4	2.6	4.1	5.7	17.8	29.9	10.7	49	0
AB	4877.4	B?	453145	7099306	6.8	3.8	7.6	4.6	10.6	26.1	---	---	0
AC	4872.0	M	453156	7099523	0.0	1.6	6.3	3.9	4.3	18.2	---	---	48
AD	4843.7	M	453185	7100671	0.0	3.3	4.9	3.8	9.2	17.8	---	---	0
AE	4794.0	S	453188	7102767	3.9	0.9	2.3	0.4	1.6	10.6	---	---	18
AF	4789.0	M	453193	7102968	0.5	2.3	13.8	4.1	2.8	29.7	---	---	19
AG	4779.0	B?	453213	7103271	1.8	1.4	3.8	2.5	1.7	12.1	---	---	0
AH	4760.6	E	453255	7104000	24.7	28.4	40.8	50.3	132.2	63.8	7.3	3	19
AI	4758.5	B	453252	7104086	24.7	28.4	40.8	50.3	132.2	63.7	7.3	0	0
AJ	4742.8	B	453226	7104749	1.0	11.5	1.6	17.6	33.0	127.3	---	---	0
AK	4737.6	B	453217	7104971	8.1	1.9	5.3	0.4	7.7	19.2	53.2	36	0
AL	4730.7	B	453214	7105271	4.2	14.4	13.7	18.0	49.0	82.5	1.6	2	0
AM	4727.2	B	453220	7105430	4.8	9.2	15.0	17.7	38.2	69.8	2.0	42	9
AN	4719.1	B	453232	7105800	15.4	29.3	18.3	38.6	97.1	110.2	3.0	18	0
AO	4713.9	B	453241	7106045	7.8	16.6	11.6	27.6	62.4	75.5	2.9	6	0
AP	4706.5	B	453243	7106404	12.6	21.0	17.3	31.6	80.7	69.7	3.4	15	0
AQ	4693.8	B	453253	7106972	10.3	20.3	16.9	24.2	64.5	57.0	2.5	21	0
AR	4690.2	B?	453259	7107132	12.9	13.1	21.3	38.2	89.9	24.1	7.1	11	55
AS	4686.7	B	453266	7107297	12.7	22.0	20.6	37.9	89.7	70.8	3.2	10	19
AT	4683.1	B	453269	7107469	4.7	2.2	4.2	3.3	4.1	1.9	---	---	19
AU	4677.7	B	453270	7107717	9.5	3.6	12.0	6.8	31.6	72.3	27.1	20	0
AV	4671.7	B	453265	7107989	13.5	14.1	19.1	16.0	49.2	43.1	6.9	19	112
AW	4668.5	B	453258	7108130	19.1	37.1	18.9	54.3	163.0	171.1	3.1	16	0
AX	4660.8	B	453271	7108460	3.1	3.9	0.4	2.5	9.4	19.7	3.2	56	0
AY	4645.8	D	453323	7109052	11.0	23.8	8.1	24.8	61.8	99.6	3.2	2	0
AZ	4642.2	B	453328	7109193	4.2	2.3	7.2	2.2	4.2	8.1	12.5	39	0
BA	4633.8	B	453322	7109531	2.3	11.4	4.5	12.6	13.8	87.6	---	---	25
BB	4625.6	B	453320	7109875	7.0	7.1	10.3	7.5	29.3	39.3	5.8	36	66
BC	4617.4	B	453321	7110227	3.3	0.3	2.6	1.6	1.4	11.8	---	---	0
BD	4604.8	B	453311	7110762	3.8	27.9	4.1	41.8	90.4	232.7	0.8	0	19
BE	4603.2	E	453311	7110832	3.1	21.0	3.8	22.2	31.1	137.9	0.8	0	0
BF	4566.0	S	453283	7112731	4.3	0.3	1.3	0.7	3.9	3.7	---	---	0
BG	4536.5	B?	453331	7114078	2.4	0.6	6.9	0.1	5.7	1.3	---	---	0
BH	4507.3	D	453368	7115276	1.8	4.6	1.3	9.5	4.0	59.0	---	---	0
BI	4490.4	B?	453384	7115874	7.1	6.7	8.8	6.6	12.5	45.8	6.5	35	19
BJ	4482.5	M	453378	7116125	1.4	0.1	0.7	0.4	1.4	4.2	---	---	19
BK	4470.0	S	453358	7116618	0.1	1.8	2.2	1.5	5.3	9.4	---	---	19
BL	4402.1	B?	453391	7119323	2.4	1.7	0.5	0.9	3.5	5.5	6.6	40	0

CX = COAXIAL
CP = COPLANAR

Note: EM values shown above are local amplitudes

*Estimated Depth may be unreliable because the stronger part of the conductor may be deeper or to one side of the flight line, or because of a shallow dip or magnetite/overburden effects

JOB 659

EM Anomaly List

Label	Fid	Interp	XUTM m	YUTM m	CX 1104 HZ Real ppm	CX 1104 HZ Quad ppm	CP 877 HZ Real ppm	CP 877 HZ Quad ppm	CP 7180 HZ Real ppm	CP 7180 HZ Quad ppm	Vertical Dike COND siemens	Vertical Dike DEPTH* m	Mag. Corr NT
LINE 10730													
BM	4385.0	S	453411	7120066	0.1	1.9	0.3	3.1	2.1	18.7	---	---	0
BN	4307.6	S?	453459	7123025	0.9	1.2	1.4	0.1	0.5	11.4	---	---	0
BO	4297.5	S?	453450	7123453	1.0	2.4	1.0	2.2	0.6	16.5	---	---	19
LINE 10740													
A	3015.0	S?	453436	7086469	2.9	5.0	0.5	6.7	0.1	54.5	---	---	30
B	3028.1	B?	453426	7087003	4.3	12.7	0.9	15.6	24.7	95.1	---	---	0
C	3037.6	S?	453433	7087351	2.5	7.3	2.3	9.2	27.4	41.0	---	---	0
D	3084.5	B?	453455	7088950	1.1	25.1	0.8	36.2	37.8	244.9	0.4	9	0
E	3111.1	S	453454	7090029	3.9	6.4	1.7	9.8	18.2	56.2	---	---	0
F	3127.3	S	453441	7090676	2.8	3.3	4.4	6.9	22.2	30.3	---	---	0
G	3136.7	B?	453460	7091033	0.0	4.2	23.1	3.4	24.7	25.8	---	---	70
H	3140.5	M	453469	7091189	4.2	2.5	8.0	2.5	8.3	19.6	---	---	50
I	3149.0	B?	453487	7091551	1.7	3.7	7.7	3.3	9.9	22.8	---	---	0
J	3153.4	B?	453488	7091724	7.1	2.8	3.1	2.2	5.8	15.0	---	---	10
K	3173.2	S?	453488	7092416	1.4	10.7	1.7	13.4	15.2	83.8	---	---	0
L	3198.0	S	453491	7093322	0.2	4.6	0.8	6.6	16.5	35.4	---	---	22
M	3229.0	M	453525	7094532	1.2	2.3	2.8	3.0	2.9	31.5	---	---	0
N	3241.9	B?	453534	7095013	6.2	5.9	22.2	5.8	11.3	37.9	6.0	44	33
O	3253.3	B?	453530	7095329	3.1	8.0	6.9	10.0	7.5	71.7	---	---	33
P	3260.7	B?	453518	7095530	4.8	1.9	3.3	3.3	0.4	21.6	---	---	0
Q	3294.0	B?	453546	7096806	1.9	2.6	0.5	4.7	9.0	26.6	---	---	0
R	3317.5	D	453528	7097551	5.8	5.7	10.1	5.5	0.4	34.4	5.7	45	1
S	3321.3	D	453519	7097698	3.0	4.8	6.9	7.0	6.4	41.4	2.2	59	0
T	3323.8	D	453512	7097798	5.8	2.1	11.9	5.0	10.5	39.1	25.0	47	33
U	3335.3	S?	453513	7098240	20.0	4.4	9.0	6.5	14.8	47.7	---	---	84
V	3360.0	S	453591	7099198	0.6	1.0	4.0	1.9	5.9	16.6	---	---	0
W	3372.7	S?	453566	7099694	0.0	2.2	5.9	3.6	12.5	16.3	---	---	0
X	3460.0	S	453595	7103032	2.9	1.0	1.1	2.1	4.7	12.3	---	---	0
Y	3478.0	E	453630	7103697	3.9	11.2	9.2	13.6	33.0	51.6	1.8	5	0
Z	3483.7	B	453646	7103918	34.2	39.3	28.6	49.9	128.9	83.5	8.2	2	0
AA	3486.5	D	453651	7104027	36.7	44.0	34.4	66.2	170.5	94.5	7.9	3	0
AB	3496.9	B	453669	7104439	8.3	14.6	14.9	20.6	42.7	56.8	2.7	25	28
AC	3502.3	B	453678	7104659	9.1	20.1	19.0	38.3	79.2	80.1	2.9	2	0
AD	3519.5	B	453661	7105361	5.1	9.4	7.1	15.1	35.1	22.3	2.2	29	0
AE	3532.6	B	453655	7105874	7.3	15.4	9.2	23.7	57.3	66.5	2.8	11	22
AF	3539.4	B	453652	7106122	1.0	11.3	11.7	29.7	74.5	69.2	0.4	0	25
AG	3549.4	B	453631	7106510	15.8	15.6	28.0	25.0	58.2	39.3	7.8	12	0
AH	3560.7	B	453631	7106957	5.9	4.6	6.5	4.2	7.3	5.3	---	---	0
AI	3572.6	B	453652	7107378	2.9	8.7	5.4	13.6	28.2	57.5	1.6	11	0
AJ	3577.7	B	453656	7107562	7.1	8.1	12.2	11.6	20.6	40.7	4.9	30	33
AK	3594.2	E	453686	7108218	17.1	24.8	31.6	39.7	112.8	62.9	4.6	10	0
AL	3599.6	B?	453691	7108427	1.2	0.0	0.1	19.1	61.6	50.4	---	---	99
AM	3606.8	B	453692	7108686	12.7	15.2	8.0	17.1	43.3	34.5	5.5	19	0
AN	3617.9	B	453695	7109143	3.2	8.4	6.6	10.9	43.7	47.1	1.8	6	0
AO	3628.7	B	453671	7109555	2.7	7.6	0.4	6.4	20.1	27.3	---	---	0

CX = COAXIAL
CP = COPLANAR

Note: EM values shown above are local amplitudes

*Estimated Depth may be unreliable because the stronger part of the conductor may be deeper or to one side of the flight line, or because of a shallow dip or magnetite/overburden effects

EM Anomaly List

Label	Fid	Interp	XUTM m	YUTM m	CX 1104 HZ Real ppm	CX 1104 HZ Quad ppm	CP 877 HZ Real ppm	CP 877 HZ Quad ppm	CP 7180 HZ Real ppm	CP 7180 HZ Quad ppm	Vertical Dike COND siemens	Vertical Dike DEPTH* m	Mag. Corr NT
LINE 10740													
AP	3634.9	B	453669	7109782	2.4	5.6	5.0	4.6	12.9	17.3	1.8	23	0
AQ	3643.1	B	453677	7110074	5.2	9.3	9.3	11.3	27.0	55.6	2.2	41	0
AR	3661.9	B	453744	7110703	3.0	16.4	6.2	18.1	47.8	92.6	1.0	0	0
LINE 10741													
A	3993.8	B?	453728	7115669	3.3	1.3	0.4	2.7	3.7	13.5	---	---	21
B	3999.2	B?	453722	7115873	2.3	2.8	1.9	3.7	5.8	16.3	---	---	19
C	4030.0	S	453809	7116995	0.5	1.7	0.7	2.9	0.4	22.5	---	---	5
D	4055.0	S	453807	7117892	1.6	2.2	2.1	2.3	0.9	17.9	---	---	0
E	4067.1	B?	453800	7118328	0.8	1.1	2.4	0.9	4.2	6.1	---	---	19
F	4087.0	M	453787	7118974	1.3	1.2	5.2	1.3	4.8	17.5	---	---	1098
G	4098.7	D	453803	7119453	0.5	7.8	1.0	6.6	16.5	40.4	0.4	0	0
H	4120.0	S?	453796	7120168	0.0	2.6	0.9	3.6	2.6	23.4	---	---	0
I	4152.0	S	453838	7121052	1.2	0.9	0.4	1.6	1.7	11.1	---	---	0
LINE 10742													
A	2934.6	B	453718	7109561	4.0	8.8	2.6	7.6	29.3	45.8	2.3	23	0
B	2941.1	D	453717	7109757	2.3	4.1	4.1	1.4	5.9	10.1	1.7	63	0
C	2950.9	B?	453706	7110043	1.9	3.6	5.9	5.7	8.7	15.1	1.5	68	0
D	2957.1	B	453715	7110216	1.8	7.8	14.8	11.0	35.9	44.9	---	---	0
E	2970.4	B	453742	7110649	1.5	11.8	2.5	13.5	40.0	53.8	0.6	0	13
F	3059.1	S	453741	7113293	5.9	1.3	8.9	0.9	8.2	4.6	---	---	13
G	3070.0	M	453707	7113671	2.3	0.3	0.5	1.7	0.6	6.8	---	---	0
H	3078.0	S?	453699	7113982	1.9	1.6	8.2	3.6	7.3	16.6	---	---	0
I	3095.2	B?	453716	7114705	2.5	3.6	2.6	4.0	4.6	25.0	---	---	0
J	3101.0	S?	453725	7114949	0.5	4.0	3.5	5.4	14.4	46.2	---	---	0
K	3130.2	B?	453728	7115871	2.5	2.3	3.3	1.8	9.5	14.9	---	---	13
L	3136.3	D	453739	7116108	10.0	2.0	18.7	0.4	18.6	8.3	---	---	30
M	3141.7	B?	453748	7116317	0.0	2.3	0.6	2.7	12.5	19.9	---	---	3
LINE 10750													
A	2874.5	B?	453801	7085543	2.0	5.7	0.4	6.7	7.7	43.5	---	---	0
B	2871.9	B?	453804	7085626	2.0	5.7	0.8	5.1	5.8	40.1	---	---	13
C	2854.2	B?	453816	7086291	3.9	6.0	0.9	5.8	2.8	42.7	---	---	0
D	2819.4	B?	453838	7087798	5.1	2.8	1.3	3.5	10.6	14.4	---	---	0
E	2802.4	S?	453830	7088585	2.2	7.4	1.0	9.7	13.4	63.4	---	---	0
F	2792.0	B?	453827	7088997	0.8	5.1	0.7	5.4	6.6	33.8	0.6	8	0
G	2781.7	S?	453824	7089400	1.7	5.4	0.8	7.9	17.4	49.7	1.3	22	0
H	2765.0	S?	453867	7090097	1.2	10.7	1.1	15.5	20.8	100.2	0.5	0	0
I	2744.5	S?	453842	7090820	0.7	4.9	1.4	6.1	6.6	37.4	---	---	0
J	2734.5	B?	453860	7091217	4.1	2.8	2.0	2.6	9.7	10.8	---	---	0
K	2714.0	B?	453892	7092209	2.3	10.7	7.3	12.8	31.1	72.6	---	---	0
L	2691.2	B?	453883	7093224	3.6	2.2	2.8	10.7	22.9	54.8	---	---	0
M	2686.9	B?	453875	7093406	0.6	5.4	4.7	10.2	23.5	53.1	0.5	0	0
N	2664.7	S	453901	7094363	4.9	2.2	3.5	1.6	3.7	13.6	---	---	0
O	2637.0	S?	453908	7095671	1.4	4.6	2.1	5.8	8.2	35.2	---	---	0

CX = COAXIAL
CP = COPLANAR

Note: EM values shown above are local amplitudes

*Estimated Depth may be unreliable because the stronger part of the conductor may be deeper or to one side of the flight line, or because of a shallow dip or magnetite/overburden effects

JOB 659

EM Anomaly List

Label	Fid	Interp	XUTM m	YUTM m	CX 1104 HZ Real ppm	CX 1104 HZ Quad ppm	CP 877 HZ Real ppm	CP 877 HZ Quad ppm	CP 7180 HZ Real ppm	CP 7180 HZ Quad ppm	Vertical Dike COND siemens	Vertical Dike DEPTH* m	Mag. Corr NT
LINE 10750													
P	2624.4	B?	453939	7096174	0.6	4.4	1.9	4.9	6.7	30.7	---	---	0
Q	2619.8	B?	453942	7096352	4.8	1.3	0.5	1.0	0.3	10.8	---	---	11
R	2604.8	B?	453943	7097032	7.6	7.9	11.6	9.2	15.8	58.5	5.7	39	0
S	2600.8	B?	453953	7097226	5.2	2.5	10.5	1.5	10.1	8.6	---	---	0
T	2587.1	B?	453923	7097825	2.1	4.4	5.0	6.5	3.8	39.0	---	---	5
U	2581.8	B?	453922	7098034	0.4	4.4	4.5	3.8	4.1	23.9	0.4	0	13
V	2564.0	S?	453953	7098785	0.3	2.5	1.6	2.5	0.9	19.1	---	---	133
W	2547.2	R	453975	7099454	3.6	1.8	4.1	2.8	9.1	11.2	---	---	0
LINE 10751													
A	4043.0	M	453948	7099805	1.1	0.5	2.6	3.0	1.4	11.6	---	---	0
B	4000.0	S?	453883	7101465	1.9	2.4	2.7	2.8	5.5	17.1	---	---	21
C	3967.5	B	453974	7102753	3.2	10.8	7.4	17.0	52.1	45.2	1.5	7	0
D	3964.6	B	453983	7102875	3.7	6.4	6.2	10.4	24.4	16.8	---	---	0
E	3943.8	E	454027	7103603	3.5	7.3	20.2	56.4	163.3	196.1	2.2	9	21
F	3938.9	B	454031	7103784	20.9	46.7	31.0	69.8	199.9	205.2	3.9	0	0
G	3932.5	D	454026	7104046	7.2	7.6	7.0	13.7	42.3	23.7	5.5	36	0
H	3929.7	D	454024	7104161	7.1	11.9	6.6	12.4	36.0	39.3	2.7	34	0
I	3927.4	D	454023	7104251	3.9	6.4	3.8	5.3	18.3	20.6	2.3	48	0
J	3920.5	D	454020	7104526	6.0	22.0	7.1	23.7	63.3	136.8	1.7	4	0
K	3912.3	B?	454021	7104850	0.6	0.4	1.2	2.7	9.0	9.8	---	---	0
L	3900.3	B	454007	7105339	2.7	5.6	3.6	9.7	28.8	39.4	2.1	30	0
M	3892.3	B	454006	7105675	3.7	9.6	7.0	12.0	34.7	30.3	1.9	10	0
N	3885.1	B	454017	7105973	1.8	5.0	2.9	5.8	15.1	18.9	---	---	10
O	3875.9	B	454051	7106332	1.1	4.9	2.9	7.0	17.5	25.6	0.9	6	0
P	3862.5	B	454092	7106855	5.0	6.8	9.8	11.6	28.3	41.2	---	---	0
Q	3856.4	B	454086	7107101	6.6	8.1	20.0	11.4	27.9	35.2	---	---	0
R	3847.6	B	454066	7107463	13.7	18.1	20.8	27.2	72.1	42.8	4.9	8	0
S	3845.8	B	454061	7107538	12.1	16.4	17.1	24.1	63.2	42.1	4.5	10	0
T	3839.2	B	454044	7107808	13.6	17.0	10.0	14.7	47.3	64.3	5.3	15	11
U	3835.6	B	454038	7107962	20.2	25.7	22.1	24.2	69.2	64.5	5.9	7	21
V	3829.5	B	454027	7108236	17.7	28.3	26.8	37.3	111.5	64.7	4.0	2	0
W	3825.9	B	454025	7108394	8.8	11.1	1.2	7.1	26.1	30.3	4.5	13	0
X	3815.1	B	454034	7108841	10.6	15.6	18.0	20.8	62.2	39.2	3.9	6	0
Y	3808.8	B	454050	7109109	12.3	13.0	19.9	21.4	63.0	38.9	6.6	7	9
Z	3802.6	B	454069	7109389	8.7	9.2	9.6	11.4	27.5	23.0	5.9	25	21
AA	3795.6	B	454084	7109673	0.2	1.2	2.1	3.7	10.8	22.1	---	---	21
AB	3790.3	B	454083	7109866	1.9	3.8	0.8	2.5	5.0	20.2	1.8	31	0
AC	3780.3	B	454089	7110195	3.2	1.0	2.1	0.7	1.0	2.8	23.3	33	21
AD	3774.2	B	454111	7110445	2.4	4.7	2.9	13.0	35.6	52.9	1.6	50	7
AE	3767.8	B	454124	7110731	2.4	6.0	1.3	5.0	9.5	27.7	1.7	12	0
AF	3707.5	B?	454105	7113158	1.2	1.0	0.5	0.4	1.2	2.6	---	---	19
AG	3691.0	S	454106	7113666	0.3	1.2	4.3	2.5	1.5	12.9	---	---	0
AH	3665.0	S?	454129	7114432	1.6	0.6	1.7	2.9	1.0	12.6	---	---	0
AI	3648.9	B?	454136	7114956	1.8	5.7	2.8	5.6	18.3	29.9	1.3	13	0
AJ	3643.8	B?	454141	7115148	0.3	3.1	3.1	1.9	6.3	10.4	0.4	0	0

CX = COAXIAL
CP = COPLANAR

Note: EM values shown above are local amplitudes

*Estimated Depth may be unreliable because the stronger part of the conductor may be deeper or to one side of the flight line, or because of a shallow dip or magnetite/overburden effects

JOB 659

EM Anomaly List

Label	Fid	Interp	XUTM m	YUTM m	CX 1104 HZ Real ppm	CX 1104 HZ Quad ppm	CP 877 HZ Real ppm	CP 877 HZ Quad ppm	CP 7180 HZ Real ppm	CP 7180 HZ Quad ppm	Vertical Dike COND siemens	Vertical Dike DEPTH* m	Mag. Corr NT
LINE 10751													
AK	3633.2	B?	454159	7115538	3.0	4.2	1.3	4.6	7.7	24.2	---	---	0
AL	3614.2	B?	454178	7116315	2.9	1.5	3.0	1.8	7.2	8.5	---	---	19
AM	3547.5	B?	454168	7118753	0.2	1.4	0.5	1.2	0.6	7.3	---	---	18
AN	3540.5	B?	454162	7118890	1.7	0.9	2.5	0.8	2.7	12.4	---	---	0
AO	3529.3	D	454172	7119169	2.6	1.2	1.8	2.0	9.1	9.6	12.9	34	21
AP	3522.5	D	454191	7119420	1.8	2.0	1.4	1.4	3.3	12.9	---	---	144
AQ	3502.8	S	454206	7120268	1.9	3.3	2.0	3.5	10.9	17.1	---	---	0
AR	3415.8	B?	454234	7123677	1.9	3.9	1.4	4.8	14.5	24.6	---	---	0
LINE 10760													
A	668.2	B?	454218	7085586	0.6	4.8	0.9	8.2	7.3	47.1	0.5	7	0
B	683.3	S?	454209	7086142	1.9	10.6	0.3	17.5	8.0	124.5	---	---	0
C	714.3	B?	454210	7087314	3.7	2.6	1.3	3.2	13.5	14.3	---	---	15
D	724.4	B?	454211	7087673	2.7	1.9	1.6	2.5	1.8	40.0	---	---	0
E	734.6	B?	454215	7088010	4.8	19.1	3.0	27.0	55.6	138.5	1.5	6	17
F	738.6	B?	454223	7088150	2.4	11.3	2.2	27.4	56.6	140.0	1.0	5	0
G	751.5	S?	454245	7088661	1.4	6.1	0.4	9.4	13.2	51.7	0.9	14	18
H	787.9	B?	454268	7090176	1.8	15.8	3.6	27.2	57.5	127.7	0.6	0	0
I	790.4	B?	454271	7090271	2.1	15.4	3.6	24.1	60.2	125.7	0.7	0	18
J	800.1	B?	454283	7090639	0.9	4.6	2.1	9.6	19.0	50.5	---	---	0
K	803.5	B?	454289	7090774	2.7	5.5	0.3	7.5	5.5	50.0	1.5	66	0
L	817.8	B?	454279	7091339	4.6	2.5	0.2	2.9	11.3	15.2	---	---	0
M	834.2	S?	454267	7091946	1.5	16.7	3.7	23.1	49.7	114.5	0.5	0	89
N	843.4	B?	454263	7092263	2.5	6.6	4.3	8.5	10.6	42.4	1.7	29	0
O	860.3	S?	454281	7092853	0.2	1.5	0.4	0.8	0.8	0.8	---	---	0
P	879.0	S	454301	7093538	0.1	2.8	0.5	4.5	9.2	33.9	---	---	18
Q	891.6	B?	454311	7094018	1.8	1.0	4.6	1.5	12.6	1.7	---	---	0
R	915.2	S?	454325	7094859	2.8	6.2	1.1	5.8	9.2	31.4	2.0	29	97
S	944.4	S?	454342	7095862	1.1	2.0	1.7	0.0	3.0	11.6	1.4	92	0
T	959.2	B?	454359	7096464	3.9	1.0	0.0	0.1	0.2	0.9	33.9	57	0
U	976.7	E	454353	7097147	1.5	17.6	3.1	24.2	63.0	115.8	0.5	0	18
V	984.0	B?	454310	7097412	4.9	4.9	8.4	25.7	74.9	98.9	---	---	0
W	987.8	B?	454301	7097549	2.2	0.8	2.7	0.1	17.6	0.5	17.8	75	51
X	993.8	B	454305	7097774	1.8	6.1	3.8	7.8	10.3	41.6	---	---	7
Y	995.8	B	454308	7097852	1.8	2.5	4.0	7.8	10.3	41.6	---	---	0
Z	1006.7	B	454320	7098301	3.6	7.5	6.9	9.2	32.8	59.0	2.3	30	18
AA	1011.7	B	454329	7098508	1.0	4.9	2.8	4.4	10.1	21.8	0.8	10	0
AB	1029.6	B	454374	7099206	10.7	27.2	15.4	41.3	88.6	146.2	2.8	11	0
AC	1045.3	B	454379	7099808	0.6	18.2	5.0	26.4	72.0	139.1	0.4	0	0
AD	1054.3	B	454394	7100183	2.4	19.6	5.4	37.0	110.0	140.7	0.7	0	0
AE	1083.4	B?	454388	7101426	1.3	7.1	2.7	9.3	23.0	38.2	---	---	18
AF	1098.9	S?	454399	7102082	2.7	3.2	1.2	5.1	12.8	28.6	---	---	18
AG	1137.9	B?	454412	7103764	8.9	14.5	6.8	12.3	35.9	47.9	3.1	20	0
AH	1142.6	B?	454423	7103929	5.9	10.1	11.1	11.4	28.0	34.3	2.5	28	0
AI	1154.2	B	454439	7104271	1.5	13.1	6.5	18.1	43.9	55.4	0.5	0	0
AJ	1157.9	B	454452	7104398	2.2	8.2	5.3	11.6	21.2	27.7	1.2	12	0

CX = COAXIAL
CP = COPLANAR

Note:EM values shown above are local amplitudes

*Estimated Depth may be unreliable because the stronger part of the conductor may be deeper or to one side of the flight line, or because of a shallow dip or magnetite/overburden effects

JOB 659

EM Anomaly List

Label	Fid	Interp	XUTM m	YUTM m	CX 1104 HZ Real ppm	CX 1104 HZ Quad ppm	CP 877 HZ Real ppm	CP 877 HZ Quad ppm	CP 7180 HZ Real ppm	CP 7180 HZ Quad ppm	Vertical Dike COND siemens	Vertical Dike DEPTH* m	Mag. Corr NT
LINE 10760													
AK	1162.0	B	454469	7104544	7.9	12.1	4.0	8.6	23.3	23.6	3.3	33	18
AL	1168.0	B	454489	7104768	3.6	10.2	2.0	7.6	15.6	48.7	1.8	23	18
AM	1172.1	B	454490	7104927	11.8	39.8	7.6	42.3	113.4	189.6	2.3	1	0
AN	1178.4	B	454479	7105171	42.9	128.5	73.0	220.6	576.4	506.1	3.9	0	18
AO	1187.2	B	454481	7105508	8.0	24.4	25.6	60.4	144.4	143.5	2.2	6	43
AP	1195.0	B	454474	7105816	7.9	17.3	12.9	33.5	97.8	63.6	2.8	16	0
AQ	1206.1	B	454465	7106231	7.7	15.0	10.6	22.3	58.4	45.5	2.2	35	0
AR	1208.3	B	454464	7106315	2.8	24.8	7.9	42.2	109.5	161.8	0.6	0	12
AS	1219.3	B	454452	7106732	13.1	27.3	21.7	44.9	114.7	83.3	---	---	0
AT	1222.4	B	454449	7106844	8.1	35.5	21.7	56.5	160.1	199.5	1.6	5	0
AU	1226.6	B	454441	7106999	11.1	15.9	9.1	6.0	15.6	116.9	4.0	35	18
AV	1230.1	B	454441	7107130	76.1	118.2	95.6	179.1	453.2	340.6	6.8	4	0
AW	1233.9	B	454455	7107262	45.5	84.2	85.9	138.8	327.0	338.6	4.4	12	0
AX	1247.6	B	454486	7107741	2.0	4.1	0.1	1.0	2.3	20.1	1.9	38	0
AY	1253.7	B	454495	7107960	4.6	8.7	6.5	10.6	28.8	23.3	2.0	45	0
AZ	1256.8	B	454499	7108072	8.0	11.6	6.4	12.9	30.8	33.1	3.6	33	0
BA	1262.0	B	454506	7108269	16.8	43.7	24.5	74.7	196.2	231.4	3.2	1	18
BB	1271.8	B	454502	7108625	1.6	15.1	8.0	12.1	34.3	124.3	0.5	0	91
BC	1276.6	B	454508	7108793	8.8	16.6	1.2	15.9	47.9	149.6	2.5	36	0
BD	1281.2	B	454510	7108954	17.1	45.8	14.9	58.7	135.7	248.0	3.1	7	0
BE	1286.0	B	454509	7109133	42.8	89.8	65.2	149.6	363.4	464.2	5.1	2	17
BF	1293.5	B	454507	7109402	1.1	7.5	15.7	41.3	113.4	92.7	0.6	10	0
BG	1299.2	B	454500	7109596	3.0	5.1	6.6	6.5	10.0	44.8	---	---	0
BH	1307.5	B	454503	7109881	0.5	7.9	5.8	10.0	21.0	38.3	0.4	0	18
BI	1324.9	B	454517	7110506	3.8	8.7	6.7	12.8	32.2	36.9	2.2	7	0
BJ	1328.8	B	454521	7110652	4.3	12.3	1.4	15.7	43.9	72.3	1.9	0	0
BK	1355.0	D	454507	7111563	2.0	1.8	1.1	1.9	1.6	12.2	---	---	0
BL	1382.0	S?	454579	7112330	0.2	1.4	0.7	3.0	0.9	23.6	---	---	21
BM	1407.0	D	454572	7113145	2.0	2.8	3.4	2.8	6.4	16.5	---	---	18
BN	1435.0	M	454491	7114205	0.4	1.3	2.1	2.0	1.0	15.5	---	---	23
BO	1444.8	S	454502	7114606	4.1	4.6	3.2	6.4	16.4	40.4	4.3	53	18
BP	1455.9	S	454560	7115086	0.1	4.6	2.1	7.2	13.7	44.8	0.4	0	0
BQ	1479.3	B	454542	7115876	2.5	3.8	4.6	5.5	14.8	7.7	---	---	0
LINE 10761													
A	2745.7	B?	454528	7113708	2.8	0.8	4.8	4.2	4.3	22.1	---	---	0
B	2741.9	B?	454538	7113838	0.1	3.4	0.3	4.3	0.7	24.5	---	---	0
C	2731.9	B?	454571	7114159	4.6	2.2	5.6	1.9	4.6	10.5	15.0	54	5
D	2702.4	B?	454532	7115102	3.5	1.9	2.5	3.6	13.3	18.8	---	---	21
E	2684.1	B	454534	7115904	3.3	1.3	4.8	3.6	13.8	1.5	---	---	21
F	2636.0	B?	454574	7117665	1.6	3.1	4.2	2.0	4.3	13.3	1.3	76	0
G	2604.1	D	454590	7118795	1.4	3.1	1.6	1.4	1.5	10.9	1.7	30	0
H	2585.1	D	454587	7119243	16.9	17.4	1.2	0.9	3.6	5.8	7.6	12	0
I	2577.0	B?	454573	7119535	1.3	4.2	1.3	4.2	5.0	43.9	---	---	55
J	2559.1	B?	454592	7120272	1.0	3.0	1.9	3.9	9.6	16.9	1.1	39	0
K	2500.0	S	454581	7122549	1.0	1.0	0.5	1.3	0.9	6.6	---	---	21

CX = COAXIAL
CP = COPLANAR

Note: EM values shown above are local amplitudes

*Estimated Depth may be unreliable because the stronger part of the conductor may be deeper or to one side of the flight line, or because of a shallow dip or magnetite/overburden effects

EM Anomaly List

Label	Fid	Interp	XUTM m	YUTM m	CX 1104 HZ Real ppm	CX 1104 HZ Quad ppm	CP 877 HZ Real ppm	CP 877 HZ Quad ppm	CP 7180 HZ Real ppm	CP 7180 HZ Quad ppm	Vertical Dike COND siemens	Vertical Dike DEPTH* m	Mag. Corr NT
LINE 10761													
L	2476.2	B?	454580	7123267	0.9	5.0	2.7	6.6	15.4	28.4	0.7	1	21
M	2471.0	B?	454588	7123433	4.0	3.1	2.4	5.6	22.5	23.6	---	---	0
LINE 10770													
A	2765.2	S?	454641	7085796	1.6	12.1	2.5	19.6	28.9	106.9	0.6	9	0
B	2776.9	S?	454619	7086205	2.5	12.6	1.9	17.6	7.8	130.6	1.0	15	18
C	2819.0	B?	454638	7087778	4.1	15.8	3.2	21.9	52.3	102.6	1.5	7	17
D	2828.3	B?	454649	7088116	1.5	6.5	1.5	8.1	12.6	42.6	---	---	0
E	2846.4	B?	454678	7088811	5.7	30.2	9.4	48.7	103.0	210.4	1.2	0	0
F	2852.0	B?	454683	7089032	4.1	22.4	8.5	32.3	70.9	142.2	1.1	3	18
G	2862.1	B?	454664	7089421	2.6	15.2	3.5	20.0	41.5	104.9	0.9	6	0
H	2877.0	B	454651	7090018	5.6	15.1	2.8	16.6	33.5	77.0	2.1	8	17
I	2879.2	B	454655	7090104	6.2	15.2	3.9	21.4	49.7	86.3	2.4	11	0
J	2889.5	B	454684	7090518	8.1	30.0	13.2	48.1	114.4	160.7	1.9	0	0
K	2920.4	B?	454676	7091922	3.4	24.3	5.5	39.7	91.6	215.0	0.8	2	0
L	2926.2	D	454667	7092156	0.5	0.8	0.1	25.6	63.9	121.8	---	---	0
M	2933.1	B	454656	7092430	1.2	7.6	2.2	8.8	28.9	53.0	0.6	4	0
N	2947.5	S?	454678	7093007	1.1	9.1	3.2	13.2	24.8	72.6	---	---	0
O	2970.6	B?	454728	7093983	2.6	5.3	1.3	4.4	8.3	23.0	---	---	47
P	2974.5	B?	454733	7094146	3.0	4.1	6.0	5.4	3.9	38.9	---	---	0
Q	2996.2	B?	454765	7095037	1.3	4.8	0.6	9.4	9.2	62.4	---	---	7
R	3001.0	B?	454759	7095208	2.0	1.8	1.9	1.1	2.7	7.4	---	---	18
S	3043.1	B?	454739	7096890	1.5	12.1	0.9	14.1	13.7	89.8	0.6	8	0
T	3060.1	B?	454734	7097525	22.2	55.5	32.9	89.6	226.5	281.4	3.6	3	0
U	3075.9	B?	454798	7098123	7.2	5.5	8.0	7.3	29.2	29.1	8.8	26	0
V	3094.7	B?	454807	7098892	4.1	1.7	5.8	5.8	7.2	46.5	18.4	51	18
W	3128.7	S?	454702	7100301	0.7	4.0	1.9	5.4	10.7	33.8	---	---	18
X	3155.4	S?	454739	7101550	4.7	4.1	7.6	8.7	12.4	59.2	6.5	52	0
Y	3158.9	B?	454742	7101705	6.5	3.9	7.9	8.3	12.4	55.5	12.4	43	18
Z	3163.6	B?	454744	7101910	0.0	4.3	3.9	3.1	3.5	25.2	0.4	7	18
AA	3192.9	B?	454838	7103102	0.0	9.9	1.2	13.8	16.4	81.7	---	---	0
AB	3195.4	B?	454842	7103193	4.2	10.1	7.3	14.3	16.4	87.3	2.1	19	18
AC	3208.0	B?	454872	7103659	3.7	4.4	9.0	4.2	1.5	25.7	---	---	136
AD	3223.9	B	454831	7104058	1.8	10.3	1.4	11.1	20.5	69.6	0.8	7	44
AE	3232.7	B	454815	7104321	2.4	17.1	2.5	24.7	69.2	132.4	0.7	3	0
AF	3243.4	B	454785	7104680	8.9	28.6	11.9	38.1	87.8	185.0	2.2	9	0
AG	3249.5	B	454762	7104892	2.6	0.0	17.6	26.1	81.2	97.2	---	---	0
AH	3258.0	B	454743	7105176	29.6	70.2	33.8	105.1	329.6	247.3	4.1	0	18
AI	3267.8	B	454767	7105507	33.4	73.5	38.1	125.0	298.0	381.7	4.6	5	0
AJ	3278.4	B	454815	7105882	8.9	46.6	9.8	79.8	230.9	295.9	1.5	1	0
AK	3287.5	B	454866	7106214	6.4	14.7	1.6	21.1	41.6	145.0	2.5	20	0
AL	3290.7	B	454877	7106336	10.7	20.7	6.1	16.5	54.6	93.0	2.5	31	0
AM	3297.2	B	454876	7106576	28.5	41.9	34.3	73.2	214.8	126.2	5.4	12	0
AN	3299.7	B	454881	7106673	33.5	53.7	44.5	83.5	234.5	153.4	4.9	12	0
AO	3311.9	B	454899	7107116	8.4	67.7	7.6	105.5	231.1	553.9	1.0	0	41
AP	3318.7	B	454882	7107353	8.4	54.2	15.2	67.9	161.2	302.6	1.2	1	17

CX = COAXIAL
CP = COPLANAR

Note: EM values shown above are local amplitudes

*Estimated Depth may be unreliable because the stronger part of the conductor may be deeper or to one side of the flight line, or because of a shallow dip or magnetite/overburden effects

JOB 659

EM Anomaly List

Label	Fid	Interp	XUTM m	YUTM m	CX 1104 HZ Real ppm	CX 1104 HZ Quad ppm	CP 877 HZ Real ppm	CP 877 HZ Quad ppm	CP 7180 HZ Real ppm	CP 7180 HZ Quad ppm	Vertical Dike COND siemens	Vertical Dike DEPTH* m	Mag. Corr NT
LINE 10770													
AQ	3321.0	B	454876	7107423	16.2	45.4	16.0	73.5	176.6	302.6	3.0	6	18
AR	3325.8	B	454862	7107575	8.1	10.5	13.3	21.9	44.1	25.4	4.2	37	0
AS	3334.2	B	454835	7107859	7.4	20.9	3.8	22.4	72.6	145.0	2.3	11	18
AT	3347.8	B	454802	7108312	20.7	59.2	30.9	91.8	234.5	318.2	3.2	3	0
AU	3350.8	B	454799	7108409	32.3	63.9	37.0	98.6	273.3	273.6	3.6	16	0
AV	3362.0	B	454840	7108774	5.8	21.9	1.8	15.2	43.6	97.8	1.6	8	0
AW	3366.2	B	454858	7108906	4.4	0.0	12.9	8.1	27.9	77.2	49.0	89	0
AX	3375.0	B	454893	7109206	31.6	71.1	45.7	112.3	231.6	400.4	4.4	5	0
AY	3389.2	D	454927	7109700	1.2	5.0	1.1	3.2	4.9	40.6	0.9	22	0
AZ	3391.5	D	454930	7109777	1.0	6.8	1.3	6.4	9.8	51.9	---	---	0
BA	3393.6	D	454935	7109847	0.8	4.0	1.1	7.8	11.3	56.2	0.8	18	0
BB	3399.9	B	454954	7110066	2.4	4.1	1.5	1.7	3.3	16.5	1.9	67	0
BC	3410.9	B	454926	7110449	0.5	3.4	0.9	3.4	14.9	12.1	0.6	15	0
BD	3414.9	B	454908	7110584	4.2	16.6	3.9	25.5	57.2	135.8	1.4	10	0
BE	3439.1	D	454877	7111391	0.5	1.8	1.5	2.8	1.0	21.1	---	---	12
LINE 10771													
A	3542.8	S?	454956	7112518	5.4	2.2	8.7	3.3	6.4	21.4	---	---	0
B	3580.9	S	454975	7113854	3.3	0.2	3.6	1.3	4.8	11.4	---	---	22
C	3598.8	B?	454960	7114621	1.8	5.9	4.4	6.0	7.1	41.2	1.3	23	0
D	3604.2	B?	454948	7114863	3.6	3.1	5.1	6.8	16.4	44.1	---	---	49
E	3623.0	M	454939	7115533	1.1	0.5	1.7	0.5	1.8	0.8	---	---	0
F	3641.8	B?	454935	7115978	6.7	1.8	13.5	5.5	5.7	30.2	38.6	47	22
G	3650.1	B?	454943	7116175	6.9	2.6	20.3	4.1	34.1	4.0	---	---	39
H	3655.0	B?	454943	7116316	5.6	5.9	11.2	7.3	31.3	25.2	---	---	27
I	3659.2	B?	454946	7116448	7.9	4.2	22.3	0.2	16.2	1.7	15.1	42	22
J	3670.0	M	454963	7116841	6.6	1.4	17.3	2.5	14.2	16.4	---	---	21
K	3692.6	B?	454986	7117534	1.2	2.6	0.4	2.6	1.1	20.8	---	---	0
L	3702.5	B?	454990	7117827	10.8	2.3	20.9	2.6	14.1	18.1	66.1	37	0
M	3707.5	B?	454988	7117980	10.3	3.2	28.7	3.2	23.2	21.6	---	---	126
N	3713.9	B?	454983	7118161	11.0	1.5	23.3	2.3	17.3	19.5	---	---	0
O	3728.0	B?	454976	7118520	0.0	3.0	2.6	3.9	1.5	32.1	---	---	0
P	3731.4	M	454977	7118600	17.2	0.0	50.6	2.6	44.0	14.2	---	---	22
Q	3733.6	D	454978	7118650	23.0	0.1	55.4	0.1	48.6	0.5	999.0	35	0
R	3743.4	D	454978	7118868	1.9	3.7	5.4	3.8	4.6	28.6	---	---	7
S	3753.9	D	454975	7119110	1.8	12.5	0.6	4.2	9.7	22.0	---	---	0
T	3770.4	B	454978	7119517	0.3	2.4	0.1	3.1	11.3	21.7	0.5	7	0
U	3825.0	S	454997	7120855	0.7	2.3	0.5	2.9	2.1	19.5	---	---	0
V	3868.2	B	455061	7122043	0.1	1.4	1.1	2.8	8.2	8.6	---	---	0
W	3905.6	B	455019	7123046	2.1	2.1	2.7	1.0	1.9	7.6	---	---	0
X	3912.8	B	455017	7123262	1.9	4.3	1.7	4.7	14.6	14.7	1.7	10	22
LINE 10781													
A	2675.8	B?	455010	7085341	1.5	4.1	2.2	2.3	6.9	15.0	---	---	0
B	2668.8	B?	455013	7085546	1.9	3.0	3.4	10.8	27.1	65.6	---	---	0
C	2662.3	B?	455011	7085734	4.3	12.3	4.0	17.0	30.8	84.2	1.9	18	0

CX = COAXIAL
CP = COPLANAR

Note:EM values shown above are local amplitudes

*Estimated Depth may be unreliable because the stronger part of the conductor may be deeper or to one side of the flight line, or because of a shallow dip or magnetite/overburden effects

EM Anomaly List

Label	Fid	Interp	XUTM m	YUTM m	CX 1104 HZ Real ppm	CX 1104 HZ Quad ppm	CP 877 HZ Real ppm	CP 877 HZ Quad ppm	CP 7180 HZ Real ppm	CP 7180 HZ Quad ppm	Vertical Dike COND siemens	Vertical Dike DEPTH* m	Mag. Corr NT
LINE 10781													
D	2653.1	B?	455009	7086044	3.5	8.5	4.1	11.6	28.1	38.4	2.0	19	0
E	2627.0	E	455028	7087149	5.0	24.8	7.1	36.5	77.6	166.4	---	---	19
F	2618.4	B	455021	7087515	4.8	21.2	8.5	36.0	70.6	146.5	1.4	6	0
G	2596.5	B	455056	7088396	5.4	21.6	13.5	43.7	99.0	181.0	1.5	7	0
H	2592.2	B	455052	7088554	4.9	33.4	6.7	55.7	119.7	284.7	1.0	0	19
I	2581.1	B	455044	7089030	10.9	23.4	11.0	28.2	80.6	85.1	3.2	8	0
J	2574.1	B	455029	7089337	3.6	5.0	7.3	8.0	22.8	12.2	---	---	0
K	2548.6	B	455049	7090333	5.4	15.4	5.7	23.2	45.4	120.6	2.0	14	0
L	2540.3	B	455066	7090628	7.0	17.8	5.7	25.6	46.9	132.9	2.4	18	0
M	2534.0	B	455085	7090877	2.7	1.2	4.5	0.3	1.4	0.2	13.9	63	19
N	2529.9	B?	455093	7091051	3.3	4.2	4.4	7.0	12.5	51.5	---	---	0
O	2513.8	B	455086	7091768	6.8	21.5	10.6	37.1	84.8	148.2	2.0	8	0
P	2504.3	B	455090	7092173	0.3	3.5	0.5	2.0	0.6	14.7	---	---	0
Q	2497.5	B	455086	7092461	3.7	17.8	4.6	31.5	58.4	157.3	1.2	5	0
R	2494.0	B	455087	7092607	2.5	20.6	3.6	30.2	42.6	152.3	0.7	0	0
S	2483.1	E	455090	7093045	4.8	16.5	6.3	22.2	59.5	97.7	1.7	5	0
T	2460.1	D	455122	7093889	1.5	2.1	2.3	1.0	2.3	8.7	---	---	19
U	2452.0	B?	455125	7094217	1.7	1.2	5.6	0.4	10.7	4.1	---	---	19
V	2442.0	M	455134	7094665	3.3	4.0	9.8	6.0	8.1	42.1	---	---	197
W	2437.9	S?	455144	7094845	3.1	2.6	4.2	2.2	18.8	14.4	---	---	0
X	2413.7	B?	455174	7095833	3.0	7.3	1.9	8.9	18.4	50.9	1.9	24	16
Y	2408.5	S?	455191	7096039	1.2	3.6	0.6	4.8	5.6	26.9	1.2	38	0
Z	2388.9	B?	455182	7096783	3.3	2.1	8.9	14.6	10.3	83.1	8.8	56	0
AA	2384.5	M	455168	7096967	0.9	12.2	1.7	19.2	7.4	112.9	---	---	0
AB	2377.9	B?	455157	7097238	1.7	1.1	5.2	9.4	11.0	55.4	---	---	53
AC	2377.0	M	455157	7097273	0.8	0.3	2.0	13.2	23.3	80.4	---	---	88
AD	2372.9	B?	455157	7097444	3.3	11.6	6.8	17.7	24.7	97.1	---	---	0
AE	2366.8	B?	455161	7097705	3.6	9.9	6.3	12.7	24.0	74.6	---	---	19
AF	2361.9	B?	455163	7097919	0.2	5.1	0.2	6.0	3.4	37.7	---	---	0
AG	2337.0	M	455186	7098949	0.0	1.1	5.9	1.2	0.1	8.2	---	---	0
AH	2324.2	B?	455167	7099440	1.5	6.7	4.1	7.0	5.6	50.7	0.9	20	0
AI	2294.8	B?	455186	7100411	4.0	8.7	4.5	14.7	13.0	96.4	---	---	0
AJ	2265.0	B?	455174	7101595	2.6	1.7	8.5	5.8	12.7	16.2	---	---	0
AK	2252.2	B?	455182	7102063	2.6	5.2	4.7	6.3	10.0	33.9	2.1	31	0
AL	2246.4	B?	455188	7102296	3.5	5.0	9.3	7.6	11.3	40.1	---	---	0
AM	2244.0	M	455192	7102397	0.6	1.2	0.9	3.1	1.8	10.1	---	---	800
AN	2191.6	S?	455187	7104493	2.3	2.7	5.3	1.4	4.7	13.5	---	---	0
AO	2188.0	M	455186	7104618	1.0	0.0	1.0	8.9	11.5	49.7	---	---	0
AP	2180.8	B?	455186	7104877	4.9	18.1	10.9	25.8	63.5	132.9	1.6	11	0
AQ	2153.1	B	455140	7105937	25.1	72.4	37.6	106.5	259.6	344.3	3.3	3	0
AR	2140.3	B	455148	7106419	15.2	32.7	18.0	62.0	153.0	230.1	3.6	9	19
AS	2131.2	B	455237	7106785	5.6	23.6	7.3	30.1	90.2	114.4	1.5	0	0
AT	2124.2	B	455295	7107052	2.2	17.7	3.2	25.7	52.8	124.5	0.6	0	36
AU	2113.3	B	455350	7107463	14.2	27.4	20.3	46.9	123.2	34.0	2.8	28	0
AV	2106.2	B	455356	7107767	10.1	32.9	23.0	34.6	102.1	138.0	2.2	4	0
AW	2102.8	B	455359	7107914	15.9	27.7	23.0	26.7	56.6	90.5	3.4	26	19

CX = COAXIAL
CP = COPLANAR

Note: EM values shown above are local amplitudes

*Estimated Depth may be unreliable because the stronger part of the conductor may be deeper or to one side of the flight line, or because of a shallow dip or magnetite/overburden effects

JOB 659

EM Anomaly List

Label	Fid	Interp	XUTM m	YUTM m	CX 1104 HZ Real ppm	CX 1104 HZ Quad ppm	CP 877 HZ Real ppm	CP 877 HZ Quad ppm	CP 7180 HZ Real ppm	CP 7180 HZ Quad ppm	Vertical Dike COND siemens	Vertical Dike DEPTH* m	Mag. Corr NT
LINE 10781													
AX	2096.1	B	455327	7108203	22.0	42.3	25.0	61.4	160.1	140.9	3.3	15	0
AY	2079.5	B	455240	7108906	22.0	34.7	30.7	52.6	128.9	132.4	4.4	12	19
AZ	2067.3	B	455269	7109445	7.3	10.4	13.5	25.6	69.6	87.2	3.5	28	0
BA	2059.0	B	455282	7109813	12.5	18.4	12.0	21.3	58.8	48.5	4.1	19	0
BB	2057.8	B	455283	7109866	9.3	16.8	8.6	19.2	54.7	48.5	2.7	25	0
BC	2046.4	B	455302	7110362	2.8	6.6	2.4	8.4	27.1	31.8	1.9	20	0
BD	2006.0	S	455326	7112170	1.1	3.0	0.0	3.1	2.3	23.5	---	---	60
BE	1972.5	S?	455409	7113518	1.7	0.9	1.8	1.1	1.9	8.5	---	---	0
BF	1924.8	B?	455367	7115097	1.3	2.5	3.4	1.7	4.6	14.4	1.3	74	0
BG	1910.0	B	455354	7115693	4.6	0.9	10.8	3.2	9.6	1.4	---	---	0
BH	1887.0	M	455407	7116421	0.9	0.4	1.6	0.7	0.8	5.8	---	---	5
LINE 10782													
A	2092.8	B?	455342	7114791	0.7	4.6	3.0	5.5	11.8	36.9	---	---	14
B	2101.1	B?	455345	7115094	1.2	3.0	2.4	4.4	4.0	27.9	---	---	14
C	2126.5	B	455334	7115729	0.8	2.1	6.5	3.7	7.2	9.2	---	---	0
D	2157.0	M	455397	7116479	1.9	0.8	6.2	2.7	5.7	9.8	---	---	18
E	2164.0	M	455405	7116721	2.0	2.3	5.5	3.6	2.3	21.1	---	---	138
F	2172.5	M	455413	7117029	0.7	2.4	2.3	6.8	1.9	40.2	---	---	154
G	2187.1	S	455424	7117559	1.4	2.4	1.0	3.6	4.3	23.9	---	---	14
H	2211.9	D	455381	7118405	2.3	2.7	15.0	1.6	5.4	12.3	3.1	68	0
I	2219.0	B?	455389	7118636	3.2	0.3	0.7	0.1	3.7	11.2	---	---	0
J	2226.5	M	455396	7118884	5.6	1.3	14.1	3.6	9.2	21.8	---	---	90
K	2234.5	D	455397	7119183	6.4	3.2	5.2	0.5	9.6	1.3	---	---	0
L	2240.4	B	455403	7119401	1.4	4.3	1.4	6.4	23.1	22.6	1.2	2	0
M	2244.8	D	455405	7119545	3.2	9.0	3.0	14.4	50.1	92.9	1.7	15	0
N	2265.7	B	455400	7120221	1.8	4.5	1.7	4.5	6.4	30.9	1.6	29	0
O	2307.4	B?	455413	7121410	1.0	2.1	0.4	1.5	4.2	12.2	1.5	57	0
P	2312.5	M	455418	7121578	2.3	0.7	5.9	0.7	0.7	17.6	---	---	19
Q	2327.5	B?	455435	7122141	2.9	1.2	3.8	3.0	7.3	18.6	---	---	0
R	2345.5	D	455435	7122822	1.8	1.7	0.5	0.7	2.0	3.0	4.2	65	0
S	2354.9	D	455433	7123068	2.4	3.2	3.3	0.8	5.5	8.4	2.6	52	0
LINE 10795													
A	5247.7	B	455375	7085906	7.7	11.7	7.9	17.3	59.0	55.0	3.3	25	14
B	5261.1	B	455360	7086629	2.5	4.5	1.7	7.1	20.3	34.4	1.8	61	17
C	5278.1	B	455373	7087440	6.4	10.8	9.8	16.3	52.1	27.5	2.6	33	18
D	5284.0	B	455381	7087720	0.4	7.0	3.7	11.6	33.0	47.9	0.4	0	0
E	5294.9	B	455408	7088197	7.4	29.1	11.8	44.5	130.4	170.9	1.7	0	0
F	5312.0	B	455422	7089034	1.8	1.5	2.0	0.9	5.9	24.9	---	---	18
G	5321.6	B	455411	7089544	5.5	15.4	5.2	20.3	55.8	96.6	2.0	8	0
H	5336.0	B	455406	7090281	4.8	13.8	3.8	12.3	27.9	71.6	1.9	12	0
I	5340.3	B	455423	7090503	4.3	10.2	9.7	16.8	40.8	77.5	---	---	0
J	5344.0	D	455432	7090693	2.9	4.7	9.1	14.1	32.4	39.5	2.1	59	0
K	5373.8	D	455450	7092120	1.9	5.5	2.8	6.1	13.9	26.6	1.4	33	14
L	5376.0	D	455454	7092221	2.4	6.8	2.9	7.6	13.0	51.1	1.5	30	0

CX = COAXIAL
CP = COPLANAR

Note: EM values shown above are local amplitudes

*Estimated Depth may be unreliable because the stronger part of the conductor may be deeper or to one side of the flight line, or because of a shallow dip or magnetite/overburden effects

JOB 659

EM Anomaly List

Label	Fid	Interp	XUTM m	YUTM m	CX 1104 HZ Real ppm	CX 1104 HZ Quad ppm	CP 877 HZ Real ppm	CP 877 HZ Quad ppm	CP 7180 HZ Real ppm	CP 7180 HZ Quad ppm	Vertical Dike COND siemens	Vertical Dike DEPTH* m	Mag. Corr NT
LINE 10795													
M	5393.2	B	455501	7093007	12.7	65.4	24.1	100.0	241.6	513.2	1.7	2	18
N	5410.4	B	455494	7093827	0.6	8.6	3.1	10.0	25.3	63.0	0.4	0	0
O	5442.9	B	455473	7095346	6.0	13.3	9.7	16.3	40.4	88.1	2.6	22	0
P	5453.2	B	455486	7095773	7.2	23.5	10.7	29.9	102.1	127.9	2.0	12	0
Q	5458.2	B	455493	7095996	7.5	23.8	12.4	34.8	117.8	112.8	---	---	0
R	5464.1	B	455497	7096271	3.0	15.5	3.2	20.4	64.0	148.7	1.0	16	0
S	5478.2	B	455511	7096924	6.2	3.0	2.8	4.9	3.4	28.3	---	---	0
T	5479.0	B	455512	7096959	6.6	3.0	1.9	4.9	7.1	28.7	18.0	29	0
U	5483.2	D	455515	7097150	2.2	0.8	4.0	1.5	10.0	5.0	18.0	61	0
V	5492.0	B?	455512	7097571	0.4	2.9	0.9	4.4	1.6	26.7	---	---	0
W	5509.2	B?	455512	7098293	0.8	4.4	1.7	5.0	1.5	36.0	0.7	23	18
X	5535.7	B?	455590	7099337	1.8	1.4	2.3	3.2	1.6	18.6	---	---	0
Y	5538.3	B?	455588	7099445	1.5	1.3	1.4	1.8	1.2	10.0	---	---	18
Z	5542.9	B?	455579	7099644	3.6	2.1	10.7	3.0	11.2	27.6	---	---	18
AA	5545.2	B?	455572	7099750	3.7	1.6	13.9	3.1	14.1	27.3	16.1	63	18
AB	5552.0	M	455556	7100062	0.8	1.7	1.5	3.0	1.7	18.1	---	---	31
AC	5563.6	S?	455555	7100628	6.4	4.9	0.5	6.4	5.5	45.2	8.5	44	27
AD	5575.0	M	455565	7101152	1.1	1.2	1.7	1.5	2.8	5.8	---	---	0
AE	5582.5	M	455576	7101508	0.1	2.8	0.1	4.6	2.2	28.1	---	---	0
AF	5597.5	D	455578	7102205	1.9	1.9	7.8	0.8	2.2	21.1	3.9	78	18
AG	5607.1	D	455574	7102655	7.1	15.1	12.3	16.5	29.1	112.0	2.8	21	18
AH	5609.3	D	455574	7102762	6.4	13.3	6.6	16.8	35.7	107.8	2.7	23	0
AI	5612.0	D	455578	7102894	6.4	8.8	6.6	17.1	33.5	114.1	3.6	44	0
AJ	5617.5	B?	455594	7103157	4.8	12.7	9.3	16.8	35.2	101.4	2.0	17	0
AK	5639.7	D	455639	7104083	0.5	2.9	2.5	2.7	6.7	13.9	0.6	11	16
AL	5650.9	B?	455627	7104526	0.8	16.4	3.7	22.0	5.0	170.5	0.4	13	0
AM	5657.3	B?	455603	7104819	4.1	2.2	5.9	12.7	13.7	86.7	12.3	54	0
AN	5670.3	B	455566	7105418	1.4	13.4	4.1	17.0	27.0	125.7	0.5	3	18
AO	5693.5	B	455587	7106479	37.0	62.0	62.9	100.6	280.0	255.9	4.8	15	0
AP	5696.4	B	455592	7106602	28.2	56.7	53.7	78.2	251.6	160.7	4.6	6	0
AQ	5699.3	B	455595	7106725	28.2	56.7	53.2	77.7	251.9	208.6	4.6	7	0
AR	5714.8	B	455615	7107341	12.5	36.0	16.8	52.1	150.0	252.7	2.7	11	0
AS	5720.5	B	455633	7107596	10.0	19.3	22.2	20.8	78.0	47.9	2.5	36	18
AT	5724.8	B	455643	7107792	3.1	7.4	0.1	0.0	4.7	72.5	1.9	33	0
AU	5729.1	B	455656	7107982	4.3	8.6	4.9	7.5	41.3	41.1	2.5	31	0
AV	5738.2	B	455675	7108376	26.6	34.5	40.3	54.1	139.1	139.2	6.3	16	18
AW	5755.0	B	455699	7109060	53.8	74.5	85.9	101.6	288.7	175.3	7.2	0	0
AX	5757.0	B	455701	7109146	52.6	82.1	88.9	110.0	305.3	206.1	6.0	8	0
AY	5762.2	B	455697	7109373	16.9	52.0	46.2	76.8	220.1	235.5	2.8	2	0
AZ	5766.2	D	455694	7109536	2.5	0.2	23.6	69.1	200.0	234.6	49.0	106	5
BA	5771.1	B	455686	7109727	17.7	8.0	15.5	2.4	19.7	2.5	25.7	18	18
BB	5775.1	B	455675	7109889	18.6	41.4	25.9	51.9	159.1	227.8	3.7	6	18
BC	5782.7	B	455663	7110205	10.5	28.7	18.3	46.1	124.3	131.4	2.6	6	18
BD	5784.2	B	455662	7110269	11.7	30.7	18.3	46.9	137.7	151.4	2.8	6	0
BE	5805.0	S	455689	7111098	1.3	3.5	0.6	4.7	3.0	34.4	---	---	0
BF	5814.2	D	455704	7111489	0.4	1.3	0.5	0.6	1.3	3.0	---	---	0

CX = COAXIAL
CP = COPLANAR

Note: EM values shown above are local amplitudes

*Estimated Depth may be unreliable because the stronger part of the conductor may be deeper or to one side of the flight line, or because of a shallow dip or magnetite/overburden effects

JOB 659

EM Anomaly List

Label	Fid	Interp	XUTM m	YUTM m	CX 1104 HZ Real ppm	CX 1104 HZ Quad ppm	CP 877 HZ Real ppm	CP 877 HZ Quad ppm	CP 7180 HZ Real ppm	CP 7180 HZ Quad ppm	Vertical Dike COND siemens	Vertical Dike DEPTH* m	Mag. Corr NT
LINE 10795													
BG	5845.7	B	455722	7112628	2.0	6.0	4.3	6.2	7.9	46.3	---	---	0
BH	5852.5	D	455728	7112875	0.5	6.6	1.5	8.2	9.3	52.4	0.4	3	0
BI	5892.1	B	455743	7114705	0.6	3.6	2.7	3.1	2.5	21.9	---	---	0
BJ	5895.0	B	455747	7114848	0.8	5.3	3.1	5.7	5.8	41.3	---	---	0
BK	5898.7	B	455757	7115043	1.7	2.4	2.9	5.1	5.9	39.0	2.3	64	18
BL	5910.0	M	455768	7115520	5.3	0.9	1.3	1.7	0.1	1.0	---	---	128
BM	5923.7	B?	455755	7116029	0.6	3.9	2.5	4.1	7.5	25.1	---	---	0
BN	5957.0	M	455761	7117313	1.2	0.8	1.0	1.2	1.2	2.2	---	---	60
BO	5972.8	B?	455780	7118143	4.8	4.3	2.1	5.8	3.7	42.3	6.1	53	18
BP	5988.0	M	455779	7118748	1.9	0.6	0.7	1.9	0.9	12.4	---	---	14
BQ	5991.0	M	455779	7118864	4.2	1.8	9.5	3.3	9.4	20.8	---	---	29
BR	5998.3	D	455774	7119188	3.7	8.3	8.1	5.0	22.4	27.7	2.1	29	20
BS	6006.5	B	455768	7119548	5.7	12.9	3.9	17.1	38.5	121.2	2.5	19	18
BT	6047.0	B?	455823	7121087	0.9	2.9	1.2	4.0	8.1	25.1	---	---	0
BU	6052.3	B?	455831	7121267	0.3	2.6	1.2	3.0	4.7	17.6	---	---	0
BV	6083.0	B?	455864	7122542	2.0	0.3	3.4	1.3	6.0	10.3	---	---	0
BW	6100.0	B	455835	7123091	1.0	3.8	2.0	3.9	12.2	17.1	---	---	18
BX	6105.1	D	455819	7123281	3.1	2.1	2.0	2.0	5.3	8.3	---	---	18
LINE 10800													
A	9141.6	D	455818	7085292	3.1	18.5	5.8	22.1	44.8	97.5	0.9	3	0
B	9138.9	D	455830	7085390	4.8	18.5	7.5	28.0	41.7	161.5	1.5	12	0
C	9133.4	B	455844	7085595	3.1	21.9	2.7	26.3	38.4	189.7	0.8	7	74
D	9131.9	B	455846	7085651	3.8	13.7	4.7	25.3	38.4	182.5	1.5	20	17
E	9128.8	B	455846	7085767	1.7	3.6	4.3	4.7	10.3	35.5	1.7	51	0
F	9125.9	B	455844	7085881	5.6	24.8	5.6	32.6	81.4	200.2	1.4	10	15
G	9123.4	B	455843	7085982	8.7	25.9	9.2	36.7	81.4	181.0	2.3	11	11
H	9120.6	E	455841	7086105	7.6	16.4	7.0	17.7	48.9	70.9	2.8	14	17
I	9101.2	S	455822	7087053	0.1	4.6	0.5	7.1	4.3	48.4	---	---	0
J	9076.8	B?	455820	7088236	4.9	13.1	3.9	21.1	47.7	111.3	2.0	11	0
K	9021.0	B	455863	7090751	5.9	25.7	11.7	42.0	94.5	197.8	1.5	8	17
L	9007.6	B	455880	7091394	12.8	30.9	16.3	42.3	95.1	123.0	3.1	9	0
M	9000.4	B	455873	7091746	3.9	4.4	4.7	5.5	11.5	21.4	---	---	8
N	8993.3	B	455853	7092103	9.7	11.3	13.1	19.4	45.8	26.7	5.3	39	0
O	8986.7	B	455848	7092430	7.4	18.4	7.5	20.8	51.2	94.2	2.5	13	17
P	8982.6	B	455853	7092636	2.9	0.5	1.0	4.9	6.1	42.2	48.8	88	0
Q	8969.0	B?	455871	7093292	5.3	18.0	4.4	25.6	78.5	114.9	1.8	1	0
R	8948.6	B	455936	7094125	9.4	12.5	14.4	15.6	18.9	124.3	---	---	0
S	8945.0	M	455947	7094265	2.5	2.6	12.7	3.3	11.1	24.0	---	---	32
T	8932.9	S?	455970	7094869	6.6	8.3	8.6	14.8	27.6	92.6	4.2	44	0
U	8923.0	B?	455941	7095357	1.7	27.1	5.6	41.7	32.5	265.2	0.5	6	17
V	8913.5	B?	455900	7095785	1.7	4.6	1.7	5.8	37.7	10.5	---	---	32
W	8910.3	D	455888	7095916	5.5	11.6	8.6	14.2	38.7	71.0	2.6	24	17
X	8888.7	S?	455935	7096852	2.6	8.1	3.9	10.6	14.0	66.0	1.5	20	0
Y	8870.0	S?	455952	7097709	0.1	2.9	0.5	5.0	0.3	37.6	---	---	20
Z	8840.0	S	455974	7099120	2.5	1.5	1.9	1.8	3.7	7.9	---	---	4

CX = COAXIAL
CP = COPLANAR

Note: EM values shown above are local amplitudes

*Estimated Depth may be unreliable because the stronger part of the conductor may be deeper or to one side of the flight line, or because of a shallow dip or magnetite/overburden effects

EM Anomaly List

Label	Fid	Interp	XUTM m	YUTM m	CX 1104 HZ Real ppm	CX 1104 HZ Quad ppm	CP 877 HZ Real ppm	CP 877 HZ Quad ppm	CP 7180 HZ Real ppm	CP 7180 HZ Quad ppm	Vertical Dike COND siemens	Vertical Dike DEPTH* m	Mag. Corr NT
LINE 10800													
AA	8816.0	M	455986	7099933	4.4	0.5	8.4	0.6	7.0	6.3	---	---	0
AB	8806.5	S?	455998	7100330	2.8	7.6	2.3	12.0	10.4	78.4	---	---	17
AC	8797.5	M	456004	7100734	0.8	1.6	3.2	2.1	2.3	15.7	---	---	161
AD	8781.0	M	456017	7101371	2.7	2.5	2.8	2.2	2.4	17.1	---	---	0
AE	8770.0	M	455997	7101820	4.6	3.2	6.3	3.7	4.7	28.9	---	---	17
AF	8760.0	M	456006	7102227	5.2	1.2	2.0	2.7	3.5	19.6	---	---	34
AG	8744.7	B?	456056	7102822	1.4	10.0	0.2	11.4	6.7	67.0	0.6	7	18
AH	8734.3	B?	456097	7103299	31.5	4.9	79.1	4.9	82.8	27.0	---	---	0
AI	8730.2	B	456086	7103491	26.4	4.3	64.7	4.0	58.9	18.6	107.9	34	17
AJ	8727.5	M	456081	7103608	7.5	3.7	10.9	6.0	5.6	36.1	---	---	0
AK	8713.5	M	456057	7104156	0.8	1.9	1.1	2.2	7.0	14.4	---	---	17
AL	8709.3	B?	456048	7104332	0.8	2.4	1.1	0.8	24.5	9.8	1.1	37	117
AM	8701.6	B?	456027	7104674	0.9	14.5	2.1	18.5	16.3	123.9	---	---	0
AN	8694.0	B?	456025	7105017	5.4	3.2	8.9	11.2	5.5	77.4	---	---	0
AO	8690.5	B?	456025	7105177	1.4	8.2	4.5	11.0	2.1	75.8	---	---	17
AP	8669.3	B?	456039	7106136	3.6	11.7	4.3	15.3	25.5	91.2	1.6	16	0
AQ	8663.1	B?	456048	7106414	1.5	9.4	2.8	11.8	25.2	56.0	0.7	10	0
AR	8660.0	B?	456053	7106561	1.7	4.7	2.3	6.5	23.3	21.0	---	---	0
AS	8641.8	B?	456085	7107330	0.4	10.6	0.2	13.3	104.1	76.6	---	---	10
AT	8637.9	D	456087	7107489	13.9	22.6	32.1	42.6	147.8	25.6	3.6	21	0
AU	8634.5	B	456081	7107635	13.9	22.6	32.3	46.0	153.8	25.6	3.6	22	0
AV	8633.1	B	456078	7107696	21.6	54.8	26.9	75.8	165.3	311.1	3.5	3	17
AW	8625.9	B	456058	7108023	0.7	2.3	5.1	26.1	21.2	67.9	---	---	0
AX	8620.4	B	456057	7108276	1.5	17.4	7.0	29.3	62.2	132.7	0.5	1	17
AY	8614.3	B	456063	7108528	4.0	6.6	0.4	5.8	5.9	59.2	2.3	45	0
AZ	8610.2	B	456073	7108679	5.1	13.0	12.6	27.0	71.3	50.5	---	---	0
BA	8608.1	B	456080	7108759	5.9	13.0	13.0	48.7	136.1	52.6	2.6	7	0
BB	8604.7	B	456091	7108906	13.9	36.3	12.7	48.7	136.1	265.7	3.0	0	0
BC	8600.0	B	456100	7109122	0.1	34.6	0.1	47.3	80.2	284.2	0.4	7	78
BD	8594.1	D	456101	7109386	9.9	3.2	22.5	2.4	10.8	49.6	35.5	32	0
BE	8587.6	D	456100	7109687	29.7	39.6	54.9	51.0	137.6	76.8	6.3	10	0
BF	8585.0	B	456096	7109815	31.8	39.4	53.6	63.0	163.4	81.8	7.1	10	0
BG	8581.9	B	456091	7109967	21.8	33.7	26.9	47.0	115.3	111.1	4.5	17	17
BH	8576.8	B	456084	7110216	3.6	15.2	3.1	17.5	33.4	102.3	---	---	17
BI	8560.3	S?	456081	7111059	1.8	2.5	0.7	4.1	7.8	23.7	---	---	0
BJ	8532.6	B?	456135	7112436	2.1	4.7	2.8	6.6	8.8	36.0	---	---	0
BK	8528.9	B?	456134	7112623	3.4	3.6	4.8	3.7	3.6	30.8	4.2	56	17
BL	8524.7	B?	456133	7112821	2.9	4.9	5.4	6.5	8.6	41.1	2.1	60	0
BM	8489.0	M	456123	7114222	0.0	0.1	2.5	0.2	0.1	5.1	---	---	10
BN	8476.3	B?	456147	7114747	6.8	2.0	3.4	1.8	6.2	13.3	34.8	35	0
BO	8472.5	B?	456153	7114914	4.4	1.2	1.6	0.5	4.0	3.0	---	---	0
BP	8458.2	S?	456182	7115609	9.2	2.5	23.1	2.3	22.1	17.6	1.0	0	17
BQ	8454.0	M	456192	7115802	0.6	0.5	1.6	2.0	2.5	13.7	---	---	207
BR	8425.0	M	456173	7117001	1.3	2.1	2.5	2.7	1.6	19.6	---	---	17
BS	8387.5	S	456191	7118365	1.1	3.4	1.5	4.2	3.5	35.7	---	---	0
BT	8366.2	D	456194	7119166	1.3	2.5	2.3	3.7	7.5	1.7	---	---	0

CX = COAXIAL
CP = COPLANAR

Note:EM values shown above are local amplitudes

*Estimated Depth may be unreliable because the stronger part of the conductor may be deeper or to one side of the flight line, or because of a shallow dip or magnetite/overburden effects

JOB 659

EM Anomaly List

Label	Fid	Interp	XUTM m	YUTM m	CX 1104 HZ Real ppm	CX 1104 HZ Quad ppm	CP 877 HZ Real ppm	CP 877 HZ Quad ppm	CP 7180 HZ Real ppm	CP 7180 HZ Quad ppm	Vertical Dike COND siemens	Vertical Dike DEPTH* m	Mag. Corr NT
LINE 10800													
BU	8360.7	D	456216	7119403	6.4	2.0	2.2	6.2	6.4	36.8	32.2	43	17
BV	8355.0	B?	456224	7119650	1.5	6.7	1.8	9.0	7.4	56.3	---	---	17
BW	8349.0	B?	456224	7119915	3.2	1.1	2.2	1.2	3.6	4.3	---	---	17
BX	8326.5	D	456228	7120905	1.5	4.1	1.0	5.3	5.6	33.7	1.4	34	0
BY	8321.4	B	456226	7121136	2.4	5.2	0.6	8.3	9.4	52.9	---	---	0
BZ	8314.7	B?	456233	7121377	0.7	2.1	1.0	2.8	1.7	14.8	---	---	0
CA	8273.9	B	456251	7122824	2.4	6.9	0.7	5.8	8.5	31.4	1.5	15	0
CB	8269.4	B	456248	7123033	2.8	3.2	4.1	1.6	7.2	9.0	3.7	55	17
LINE 10810													
A	7174.4	B	456262	7085348	8.1	25.4	13.3	41.4	94.2	272.5	2.1	10	148
B	7178.0	B	456249	7085513	12.0	24.5	22.4	35.3	84.6	54.8	3.5	4	22
C	7210.7	S	456204	7086916	1.0	5.5	1.0	8.8	12.2	61.3	0.7	12	0
D	7223.3	B?	456244	7087441	1.4	1.3	0.7	0.1	1.4	1.4	4.0	84	0
E	7228.8	B?	456267	7087676	1.7	4.8	0.9	4.5	9.3	40.8	1.4	29	22
F	7232.0	B?	456286	7087818	1.7	8.0	0.4	11.6	30.0	63.1	---	---	22
G	7250.0	S	456309	7088635	2.5	1.0	4.4	1.6	3.6	23.5	---	---	0
H	7286.0	S?	456261	7090334	1.7	2.3	1.5	2.2	2.6	14.9	---	---	0
I	7320.7	S	456283	7091961	1.2	7.7	1.3	9.7	6.5	71.8	---	---	0
J	7334.5	B?	456300	7092597	3.9	8.6	4.6	14.6	44.0	74.8	---	---	22
K	7347.6	S?	456324	7093154	2.3	4.5	1.9	5.7	6.4	43.1	---	---	0
L	7363.0	M	456307	7093862	0.2	3.3	5.1	5.4	6.4	28.1	---	---	13
M	7364.9	B?	456310	7093957	2.0	5.7	6.3	6.9	14.0	41.5	---	---	22
N	7367.5	M	456315	7094088	2.1	5.5	6.6	8.1	15.8	49.7	---	---	0
O	7384.9	S	456313	7094953	3.9	8.2	6.1	10.9	9.6	76.9	---	---	22
P	7396.7	B?	456316	7095502	2.6	3.3	3.1	1.9	8.8	7.7	3.0	61	22
Q	7407.9	B?	456307	7095969	3.1	7.1	0.7	11.9	22.0	72.5	---	---	0
R	7430.0	S	456307	7096957	2.8	2.7	5.8	2.7	6.9	20.2	---	---	30
S	7457.2	B?	456351	7098166	0.0	2.2	3.7	2.2	0.6	16.5	---	---	0
T	7461.8	D	456350	7098343	2.2	7.7	2.6	7.9	8.0	53.3	1.3	22	22
U	7468.2	B	456366	7098587	1.1	4.2	3.9	4.6	12.2	30.9	1.0	25	22
V	7483.8	D	456394	7099252	9.6	4.1	16.4	4.0	16.7	21.5	22.6	38	9
W	7492.0	M	456401	7099642	0.3	0.0	0.6	1.8	0.6	15.0	---	---	0
X	7504.5	M	456379	7100268	1.2	3.4	1.6	4.2	1.1	28.8	---	---	0
Y	7528.7	S	456439	7101198	4.7	2.2	5.8	1.2	10.6	9.7	---	---	0
Z	7537.0	M	456431	7101581	0.0	1.0	5.6	1.6	4.6	15.7	---	---	52
AA	7539.9	B?	456428	7101723	3.1	2.1	7.8	2.8	7.4	20.9	---	---	0
AB	7556.5	S	456453	7102575	2.2	2.1	1.4	3.0	0.8	20.6	---	---	0
AC	7574.6	B?	456415	7103445	8.9	8.9	18.6	12.2	42.4	70.6	---	---	0
AD	7581.0	B?	456393	7103709	2.8	4.1	7.9	3.6	23.0	19.2	---	---	22
AE	7581.5	M	456391	7103725	7.6	4.1	7.9	3.6	19.5	19.2	---	---	22
AF	7589.0	M	456356	7104016	5.7	1.1	15.9	1.1	7.7	10.2	---	---	0
AG	7612.5	M	456394	7104874	0.0	1.6	0.4	2.5	0.6	16.8	---	---	92
AH	7635.5	B?	456446	7105814	3.8	11.7	2.3	15.6	27.2	96.7	1.7	17	0
AI	7638.0	B?	456452	7105929	2.7	9.7	2.3	13.1	27.2	79.1	1.3	14	0
AJ	7664.0	S?	456469	7107105	2.8	4.4	12.2	6.5	9.0	42.0	---	---	0

CX = COAXIAL
CP = COPLANAR

Note: EM values shown above are local amplitudes

*Estimated Depth may be unreliable because the stronger part of the conductor may be deeper or to one side of the flight line, or because of a shallow dip or magnetite/overburden effects

EM Anomaly List

Label	Fid	Interp	XUTM m	YUTM m	CX 1104 HZ Real ppm	CX 1104 HZ Quad ppm	CP 877 HZ Real ppm	CP 877 HZ Quad ppm	CP 7180 HZ Real ppm	CP 7180 HZ Quad ppm	Vertical Dike COND siemens	Vertical Dike DEPTH* m	Mag. Corr NT
LINE 10810													
AK	7683.3	D	456470	7107996	19.6	33.7	17.9	41.7	105.2	172.6	3.7	15	0
AL	7688.6	B	456463	7108241	14.3	16.2	30.9	27.7	112.5	84.2	6.2	25	22
AM	7692.6	B	456457	7108421	1.0	2.7	24.5	3.7	82.7	62.4	---	---	0
AN	7700.0	B	456454	7108750	14.2	4.3	16.4	3.4	41.5	36.6	43.2	20	22
AO	7704.4	B	456455	7108964	18.7	22.2	27.8	27.7	98.4	70.7	6.4	15	0
AP	7709.2	D	456456	7109185	8.7	11.3	21.4	29.8	87.8	57.1	4.3	31	0
AQ	7712.4	B	456453	7109325	0.4	1.7	9.9	0.1	0.3	34.6	0.8	23	0
AR	7722.1	B	456454	7109739	11.7	15.4	15.1	23.4	66.9	92.0	4.7	26	0
AS	7725.7	B	456451	7109905	27.2	32.7	49.5	58.0	145.5	61.2	7.1	7	13
AT	7728.6	B	456450	7110032	23.9	38.3	49.8	61.3	154.0	107.3	4.4	10	22
AU	7730.6	E	456451	7110120	23.9	38.3	48.1	61.6	155.9	107.3	---	---	0
AV	7743.1	B?	456466	7110605	0.7	1.7	0.4	2.7	4.7	15.9	---	---	36
AW	7756.3	D	456494	7111117	0.6	2.4	0.9	3.0	3.4	14.3	---	---	18
AX	7759.0	B?	456501	7111222	0.2	3.4	2.4	5.1	8.0	27.0	---	---	49
AY	7761.3	B	456508	7111309	2.8	5.7	4.3	6.5	11.5	42.5	2.1	39	13
AZ	7767.2	B	456521	7111540	0.2	10.7	3.8	12.0	16.4	76.9	---	---	22
BA	7789.6	D	456518	7112482	0.4	4.5	1.6	5.1	6.0	28.4	0.4	1	22
BB	7793.2	D	456520	7112642	1.1	3.6	2.3	5.4	6.4	28.4	---	---	20
BC	7798.0	D	456520	7112859	1.9	1.9	3.7	0.1	3.4	1.0	3.8	76	22
BD	7801.3	D	456521	7113001	2.6	3.9	3.7	4.6	7.9	22.1	---	---	4
BE	7804.2	D	456523	7113136	0.5	4.3	3.2	4.7	7.2	25.6	0.5	9	22
BF	7838.1	B?	456532	7114776	2.3	1.7	4.4	1.1	5.8	8.3	---	---	0
BG	7876.0	B?	456543	7116216	4.9	1.5	7.7	1.5	6.6	13.7	---	---	111
BH	7897.5	M	456581	7117167	1.7	0.1	1.6	0.8	2.1	4.4	---	---	221
BI	7905.0	M	456554	7117506	10.6	2.2	21.8	3.6	17.1	28.9	---	---	158
BJ	7919.8	D	456551	7118233	3.2	1.4	0.4	1.8	0.1	11.8	---	---	0
BK	7925.5	D	456580	7118494	2.5	1.1	17.2	0.7	8.3	7.1	---	---	0
BL	7932.5	M	456627	7118752	2.9	0.7	5.9	0.8	5.0	4.9	---	---	122
BM	7936.5	D	456645	7118905	5.0	4.4	24.8	2.8	22.1	16.2	6.4	48	0
BN	7965.0	M	456605	7119847	0.1	0.3	1.0	0.5	2.8	9.5	---	---	0
BO	7985.0	S	456592	7120519	1.1	0.9	2.1	1.3	1.6	10.9	---	---	22
BP	8022.0	M	456625	7122029	2.8	3.4	2.5	5.0	0.5	43.5	---	---	0
BQ	8039.0	D	456580	7122770	3.3	10.9	1.0	9.5	12.9	57.6	1.5	14	22
BR	8044.5	B	456588	7122991	0.5	4.1	3.1	5.6	7.5	40.7	---	---	18
BS	8048.3	B	456597	7123143	1.5	1.3	3.7	5.1	5.6	37.8	4.0	88	0
BT	8055.8	D	456605	7123432	2.0	5.7	1.2	2.7	9.4	45.7	1.4	22	0
BU	8067.1	B	456614	7123913	1.8	3.8	2.8	6.6	15.7	13.1	---	---	0
LINE 10820													
A	7043.0	S	456642	7086696	1.0	5.3	0.6	6.9	7.3	41.9	---	---	0
B	7028.1	D	456655	7087443	3.8	8.0	2.9	8.5	32.0	41.2	2.3	20	0
C	7021.7	B?	456652	7087720	3.3	5.8	1.8	9.2	24.3	40.1	1.9	48	0
D	7007.0	S	456617	7088359	0.9	1.8	1.0	2.6	1.4	15.4	---	---	43
E	6960.0	S?	456664	7090465	1.0	5.0	0.8	7.6	1.4	51.1	---	---	0
F	6948.0	S?	456681	7090900	2.5	2.6	6.6	2.9	5.3	20.9	---	---	6
G	6930.0	S	456688	7091671	0.9	2.7	2.3	3.9	2.0	28.6	---	---	24

CX = COAXIAL
CP = COPLANAR

Note: EM values shown above are local amplitudes

*Estimated Depth may be unreliable because the stronger part of the conductor may be deeper or to one side of the flight line, or because of a shallow dip or magnetite/overburden effects

JOB 659

EM Anomaly List

Label	Fid	Interp	XUTM m	YUTM m	CX 1104 HZ Real ppm	CX 1104 HZ Quad ppm	CP 877 HZ Real ppm	CP 877 HZ Quad ppm	CP 7180 HZ Real ppm	CP 7180 HZ Quad ppm	Vertical Dike COND siemens	Vertical Dike DEPTH* m	Mag. Corr NT
LINE 10820													
H	6900.4	S	456702	7093073	1.7	6.8	0.7	10.0	13.0	60.1	1.0	11	0
I	6825.0	S?	456742	7096600	3.9	0.3	3.3	1.7	2.8	15.0	---	---	0
J	6807.0	S?	456763	7097386	3.3	2.7	4.3	3.5	1.8	25.0	---	---	0
K	6778.0	B?	456763	7098811	1.6	3.2	0.6	4.6	2.5	27.8	---	---	59
L	6771.6	B?	456755	7099111	2.1	5.4	3.8	7.7	8.9	51.4	---	---	0
M	6769.8	B?	456754	7099188	2.1	5.3	3.8	6.6	7.0	41.0	1.6	34	0
N	6756.0	B?	456768	7099712	4.9	0.7	4.2	0.7	4.3	3.7	---	---	7
O	6732.6	B?	456812	7100750	1.3	3.9	3.3	4.2	5.3	23.3	---	---	0
P	6690.0	S	456806	7102181	1.4	3.2	3.1	4.9	9.4	34.4	---	---	24
Q	6675.5	S?	456800	7102782	6.9	2.5	10.5	3.8	13.1	22.8	25.7	46	21
R	6669.0	M	456792	7103057	1.9	1.3	1.1	0.9	0.7	6.5	---	---	99
S	6656.7	S?	456807	7103593	0.4	8.9	0.1	11.9	11.6	77.5	---	---	0
T	6612.0	M	456846	7105736	0.4	0.2	1.1	1.8	1.1	10.0	---	---	387
U	6606.0	B?	456845	7106022	2.3	1.2	0.0	1.6	1.0	10.8	---	---	0
V	6567.1	S?	456826	7107657	2.3	0.3	2.5	1.0	16.9	1.1	---	---	24
W	6553.4	B	456822	7108238	11.1	24.8	21.7	28.7	80.3	120.9	3.1	4	0
X	6546.7	B	456820	7108541	3.6	13.8	1.4	12.4	28.8	110.0	1.4	14	0
Y	6534.0	B	456845	7109059	13.6	17.0	13.4	32.1	66.7	112.0	5.3	18	0
Z	6530.2	B	456856	7109244	8.5	23.0	11.0	31.5	79.3	122.2	---	---	0
AA	6528.2	B	456860	7109343	4.5	14.8	3.6	17.5	46.7	85.5	1.7	10	20
AB	6524.1	B	456867	7109555	10.1	17.1	21.3	24.1	69.0	77.3	3.0	29	0
AC	6520.0	B	456874	7109767	21.3	26.7	34.3	39.6	92.5	82.5	6.2	14	21
AD	6516.8	E	456880	7109931	16.3	13.9	20.5	25.2	54.5	24.3	9.9	17	24
AE	6509.3	S	456893	7110330	2.2	10.4	2.7	15.4	37.6	88.1	1.0	3	0
AF	6495.7	D	456914	7111021	1.3	2.4	4.0	1.6	3.3	12.1	1.4	79	24
AG	6484.4	D	456927	7111565	1.8	2.9	3.7	4.2	12.5	24.0	---	---	0
AH	6479.2	D	456916	7111820	1.9	3.9	2.0	3.6	8.4	22.3	1.8	31	0
AI	6453.4	S?	456870	7113017	7.4	3.7	11.9	3.9	19.0	19.9	---	---	0
AJ	6446.5	D	456889	7113268	0.3	2.4	1.2	4.5	1.2	25.5	---	---	0
AK	6430.0	M	456957	7113882	0.0	0.2	6.0	0.5	3.0	2.3	---	---	114
AL	6404.9	S?	456993	7114844	4.6	2.1	2.4	2.1	3.7	12.5	---	---	0
AM	6371.0	M	456977	7116260	0.1	1.5	0.1	1.3	0.3	10.5	---	---	24
AN	6346.0	M	456990	7117331	3.3	1.5	0.2	1.4	0.4	10.4	---	---	110
AO	6294.0	S	456980	7119415	1.2	3.3	0.8	4.8	5.6	27.0	---	---	0
AP	6266.0	D	457035	7120677	3.9	2.5	0.3	2.4	1.7	21.7	---	---	24
AQ	6260.6	B?	457037	7120874	1.2	0.6	2.8	1.2	4.0	7.8	---	---	0
AR	6240.0	S	457028	7121707	2.5	0.8	0.6	0.7	1.0	7.9	---	---	0
AS	6208.1	D	457033	7122744	6.8	42.3	4.2	44.4	103.6	247.3	1.2	0	24
AT	6202.7	B	457030	7123009	1.2	5.4	0.3	3.5	5.2	19.0	0.8	9	0
AU	6191.0	D	457047	7123568	19.0	18.5	28.6	32.3	68.3	73.9	8.6	16	14
AV	6152.0	S	457093	7125123	1.0	2.5	0.8	4.3	0.6	28.0	---	---	0
LINE 10830													
A	5069.5	B?	457084	7085416	0.3	6.1	1.3	7.7	6.0	49.9	---	---	0
B	5106.1	S?	457049	7086751	3.1	1.8	0.9	1.9	3.0	12.2	---	---	0
C	5122.1	B?	457046	7087340	2.9	12.1	1.0	11.4	18.9	69.3	1.2	11	0

CX = COAXIAL
CP = COPLANAR

Note: EM values shown above are local amplitudes

*Estimated Depth may be unreliable because the stronger part of the conductor may be deeper or to one side of the flight line, or because of a shallow dip or magnetite/overburden effects

JOB 659

EM Anomaly List

Label	Fid	Interp	XUTM m	YUTM m	CX 1104 HZ Real ppm	CX 1104 HZ Quad ppm	CP 877 HZ Real ppm	CP 877 HZ Quad ppm	CP 7180 HZ Real ppm	CP 7180 HZ Quad ppm	Vertical Dike COND siemens	Vertical Dike DEPTH* m	Mag. Corr NT
LINE 10830													
D	5167.5	S	457027	7089229	2.5	2.9	2.0	3.6	1.0	28.1	---	---	0
E	5177.0	S	457053	7089682	1.5	3.9	1.9	4.1	3.9	29.2	---	---	19
F	5213.0	M	457072	7091207	0.1	0.8	0.8	0.5	0.8	3.6	---	---	19
G	5258.6	B?	457095	7093150	2.7	2.9	3.2	3.0	4.1	19.6	3.8	58	19
H	5267.0	S?	457097	7093540	0.3	5.2	0.3	8.2	10.5	56.0	---	---	0
I	5280.0	S?	457093	7094157	2.6	4.2	2.7	6.2	3.6	46.2	---	---	0
J	5289.6	S?	457116	7094575	1.2	2.2	1.6	1.7	5.4	12.4	---	---	19
K	5311.0	S?	457179	7095547	5.1	2.7	12.3	2.9	10.2	18.4	---	---	0
L	5320.0	M	457178	7095904	0.6	2.6	0.1	3.5	0.1	26.6	---	---	0
M	5321.3	B?	457176	7095962	0.8	3.7	5.4	4.5	2.9	31.9	---	---	19
N	5338.1	E	457163	7096725	4.6	4.1	2.3	4.7	9.7	28.8	---	---	14
O	5341.8	S?	457157	7096888	1.1	7.8	2.5	10.0	12.0	64.9	---	---	13
P	5345.8	B?	457147	7097057	0.4	2.7	4.8	0.4	18.6	1.1	0.5	0	19
Q	5351.6	B?	457149	7097300	11.9	6.3	32.4	6.7	40.9	44.4	17.7	30	0
R	5357.0	M	457156	7097534	0.4	3.2	1.5	6.7	0.5	44.5	---	---	0
S	5369.7	B?	457173	7098126	3.9	3.2	5.6	2.8	4.1	20.3	---	---	0
T	5372.5	B?	457180	7098243	3.9	3.9	4.3	5.1	3.8	32.8	---	---	7
U	5384.2	B?	457211	7098706	5.0	3.7	6.1	5.9	13.3	37.6	---	---	0
V	5403.0	M	457210	7099432	0.4	0.2	0.3	1.2	0.4	5.8	---	---	0
W	5422.5	B?	457229	7100288	1.9	2.6	5.6	4.0	6.8	27.0	---	---	193
X	5430.6	B?	457245	7100635	6.9	2.4	14.0	1.2	10.3	7.3	---	---	19
Y	5436.5	D?	457251	7100896	4.9	1.1	3.1	0.5	0.2	1.7	---	---	0
Z	5442.4	B?	457247	7101174	0.6	4.5	1.2	5.9	4.3	32.5	0.5	4	0
AA	5470.6	B?	457219	7102444	0.7	2.9	4.8	5.4	3.3	32.8	---	---	19
AB	5481.5	S	457216	7102974	2.5	2.7	7.2	2.8	10.9	16.0	---	---	0
AC	5494.5	B?	457239	7103554	1.4	8.5	7.0	10.5	15.2	64.3	---	---	19
AD	5498.5	B?	457259	7103732	5.0	8.4	2.6	11.4	14.3	73.9	---	---	0
AE	5501.5	B?	457267	7103867	3.6	8.3	3.9	12.5	18.3	78.0	---	---	0
AF	5517.5	S	457252	7104482	0.0	2.3	2.5	3.2	0.6	27.2	---	---	0
AG	5527.5	M	457245	7104899	3.1	1.5	7.0	2.0	5.2	15.6	---	---	0
AH	5545.9	B	457272	7105608	5.7	8.1	0.8	9.0	22.5	51.6	3.3	28	0
AI	5574.9	D?	457272	7106535	2.1	0.7	3.0	0.1	2.0	0.6	---	---	19
AJ	5612.0	S	457271	7108191	0.9	4.2	0.9	3.8	6.9	25.6	---	---	0
AK	5622.1	S?	457304	7108659	5.2	9.5	1.6	16.0	25.8	91.9	2.2	45	0
AL	5642.4	B	457296	7109614	11.2	18.0	13.8	32.6	79.6	66.3	3.4	21	0
AM	5648.1	B	457313	7109869	4.3	12.6	10.6	26.1	66.0	46.6	1.8	0	19
AN	5662.5	S	457350	7110432	0.9	5.3	0.9	6.4	8.5	46.1	---	---	0
AO	5702.9	B?	457321	7111953	2.1	4.1	1.4	3.8	5.3	24.5	---	---	0
AP	5707.5	B?	457326	7112150	0.2	2.3	0.7	2.4	4.5	24.7	---	---	19
AQ	5718.0	B?	457345	7112553	0.7	2.2	3.5	2.7	4.1	18.8	---	---	0
AR	5725.3	B?	457344	7112816	0.1	3.3	1.3	3.3	1.2	23.2	---	---	19
AS	5730.6	B?	457340	7113004	3.6	1.7	7.3	2.9	6.6	20.2	---	---	19
AT	5734.5	B?	457339	7113152	4.0	0.5	3.6	0.5	7.1	4.9	---	---	5
AU	5742.5	B?	457345	7113496	1.8	1.1	4.0	0.7	2.7	2.3	---	---	0
AV	5768.1	B?	457350	7114763	0.0	2.9	3.0	3.0	4.5	19.1	---	---	0
AW	5813.0	M	457387	7116618	0.7	1.1	1.0	2.3	0.1	15.7	---	---	55

CX = COAXIAL
CP = COPLANAR

Note: EM values shown above are local amplitudes

*Estimated Depth may be unreliable because the stronger part of the conductor may be deeper or to one side of the flight line, or because of a shallow dip or magnetite/overburden effects

JOB 659

EM Anomaly List

Label	Fid	Interp	XUTM m	YUTM m	CX 1104 HZ Real ppm	CX 1104 HZ Quad ppm	CP 877 HZ Real ppm	CP 877 HZ Quad ppm	CP 7180 HZ Real ppm	CP 7180 HZ Quad ppm	Vertical Dike COND siemens	Vertical Dike DEPTH* m	Mag. Corr NT
LINE 10830													
AX	5821.0	B?	457394	7117051	1.2	1.2	5.5	0.8	5.8	4.5	---	---	0
AY	5835.0	S	457401	7117712	1.6	1.8	0.4	2.8	1.2	22.0	---	---	0
AZ	5853.5	B?	457414	7118517	1.3	0.9	3.8	1.0	0.2	11.5	---	---	0
BA	5880.5	S	457405	7119634	3.7	0.7	2.5	2.3	1.0	19.8	---	---	0
BB	5903.4	B?	457440	7120395	1.6	0.8	0.5	2.7	4.9	20.6	---	---	0
BC	5908.4	B?	457449	7120545	4.6	0.4	0.3	0.5	0.1	3.2	136.6	74	19
BD	5915.0	S?	457442	7120781	0.1	3.6	0.9	7.1	1.9	49.2	---	---	0
BE	5919.0	S?	457429	7120947	2.9	3.5	3.4	7.3	4.4	52.0	---	---	0
BF	5921.7	D?	457421	7121073	2.8	0.6	1.7	0.2	1.2	28.9	44.4	62	0
BG	5931.4	B?	457419	7121545	4.6	3.0	3.4	3.8	10.1	16.2	---	---	0
BH	5946.2	D	457447	7122075	1.9	1.5	1.7	2.1	3.1	10.4	5.5	71	19
BI	5955.4	B?	457437	7122416	8.2	5.0	2.5	4.7	11.7	23.7	---	---	0
BJ	5983.1	D	457492	7123275	2.5	7.1	0.6	4.9	11.3	28.0	1.6	8	0
BK	6030.2	S?	457457	7125107	0.7	8.6	0.1	14.0	7.3	94.1	---	---	0
LINE 10840													
A	4953.4	S?	457389	7086054	4.6	7.8	0.9	13.7	13.3	86.9	2.3	55	0
B	4923.6	B	457403	7087285	0.1	6.0	0.5	5.1	9.9	33.8	---	---	0
C	4915.5	B?	457414	7087683	2.1	2.5	1.0	2.2	0.6	8.8	3.1	68	0
D	4859.0	S?	457428	7090052	2.4	4.2	5.5	4.5	4.1	33.5	---	---	14
E	4807.0	S?	457483	7092361	1.4	2.6	0.1	4.5	0.5	31.3	---	---	17
F	4781.2	B?	457487	7093364	1.9	3.0	1.1	3.3	10.1	18.5	2.0	63	17
G	4770.0	S	457517	7093909	2.0	3.2	1.9	4.5	6.0	30.5	---	---	0
H	4727.0	B	457540	7095959	7.2	6.2	9.3	5.1	12.2	33.4	7.3	37	0
I	4710.0	B?	457562	7096731	3.6	6.9	9.2	10.6	4.9	71.7	---	---	26
J	4708.3	B	457564	7096806	0.0	7.3	0.6	7.5	0.0	50.4	0.4	6	4
K	4675.5	B?	457569	7098243	2.4	2.4	3.1	1.1	3.2	7.4	4.1	57	0
L	4660.8	S?	457573	7098915	0.4	1.7	1.5	2.0	4.3	10.9	---	---	0
M	4651.1	B?	457568	7099352	4.5	3.0	7.2	1.7	7.6	9.4	8.9	42	0
N	4631.2	S	457598	7100146	2.5	2.8	4.5	2.4	2.6	17.8	---	---	0
O	4618.0	M	457607	7100601	0.0	6.4	2.4	6.8	9.6	39.4	---	---	0
P	4586.7	S?	457597	7101890	1.5	9.7	3.2	16.8	20.8	109.0	0.7	10	17
Q	4570.8	S?	457615	7102394	2.0	9.5	3.7	12.1	11.2	88.3	---	---	17
R	4540.0	M	457769	7103373	4.0	1.9	2.1	3.7	7.7	20.7	---	---	6
S	4532.5	M	457725	7103695	2.5	1.3	5.2	1.3	3.5	8.2	---	---	70
T	4507.5	M	457667	7104840	2.4	2.7	2.5	4.1	8.5	27.2	---	---	148
U	4503.5	B?	457658	7104988	9.8	1.8	15.4	2.2	1.4	15.5	---	---	0
V	4469.2	S	457645	7106480	3.8	0.7	2.4	0.2	2.1	0.3	---	---	0
W	4412.1	S	457691	7108571	0.0	7.8	0.2	10.4	8.1	67.4	---	---	0
X	4387.0	S?	457662	7109498	1.2	3.0	0.5	4.0	1.0	29.5	---	---	17
Y	4331.3	B?	457707	7111889	1.3	1.2	2.3	3.2	6.1	20.0	---	---	0
Z	4325.8	S?	457702	7112152	1.0	3.6	2.7	5.5	9.4	31.4	---	---	17
AA	4293.6	D	457747	7113508	5.7	6.9	9.0	9.2	11.5	46.2	4.2	47	17
AB	4291.3	D	457752	7113593	2.8	5.1	5.1	3.9	7.7	25.7	1.8	65	0
AC	4289.0	M	457755	7113673	0.0	0.1	0.8	0.9	2.1	3.8	---	---	38
AD	4286.0	B?	457757	7113777	0.0	1.5	10.7	2.0	0.2	12.8	---	---	9

CX = COAXIAL
CP = COPLANAR

Note: EM values shown above are local amplitudes

*Estimated Depth may be unreliable because the stronger part of the conductor may be deeper or to one side of the flight line, or because of a shallow dip or magnetite/overburden effects

JOB 659

EM Anomaly List

Label	Fid	Interp	XUTM m	YUTM m	CX 1104 HZ Real ppm	CX 1104 HZ Quad ppm	CP 877 HZ Real ppm	CP 877 HZ Quad ppm	CP 7180 HZ Real ppm	CP 7180 HZ Quad ppm	Vertical Dike COND siemens	Vertical Dike DEPTH* m	Mag. Corr NT
LINE 10840													
AE	4222.0	S?	457794	7116303	0.9	1.8	2.0	2.2	1.6	14.2	---	---	0
AF	4200.6	B?	457821	7117084	4.7	3.4	37.9	5.6	32.2	39.9	---	---	729
AG	4191.3	S?	457824	7117428	12.9	3.6	17.4	5.1	14.6	37.9	---	---	0
AH	4126.1	B?	457871	7120126	0.0	3.2	1.8	5.9	22.1	10.1	---	---	0
AI	4121.6	B?	457870	7120306	4.0	2.0	3.3	1.8	8.1	6.4	---	---	17
AJ	4113.1	S?	457853	7120609	0.9	9.3	0.4	11.8	1.9	89.0	---	---	0
AK	4090.0	B?	457848	7121434	2.2	1.0	3.0	1.0	1.7	7.4	---	---	17
AL	4070.0	B?	457855	7122179	5.7	7.3	0.2	9.5	19.8	43.1	3.7	40	17
AM	4050.5	D	457896	7123143	7.8	10.6	8.4	17.9	42.5	31.3	3.9	27	17
AN	4015.3	B?	457880	7124663	2.6	5.2	0.7	6.0	7.0	38.6	2.1	33	17
AO	4002.0	M	457908	7125142	0.9	3.1	4.0	4.2	6.0	25.4	---	---	75
AP	3990.5	M	457929	7125540	1.2	2.1	11.4	1.8	7.3	12.7	---	---	119
LINE 10850													
A	2944.2	B?	457844	7087522	2.2	5.5	1.0	2.4	4.9	16.0	1.7	33	0
B	2956.4	D	457846	7087935	1.8	5.7	3.2	2.0	4.3	15.0	1.3	25	0
C	2966.0	B?	457855	7088310	0.1	2.6	1.2	4.4	7.5	20.1	---	---	0
D	2989.8	S	457861	7089477	3.0	0.6	0.5	1.2	0.2	7.8	---	---	18
E	3010.0	S	457876	7090379	3.3	2.7	2.0	3.2	1.7	24.2	---	---	0
F	3059.7	B?	457917	7092424	0.7	2.5	1.6	2.1	2.8	15.8	---	---	18
G	3094.7	S?	457926	7093950	0.1	8.7	0.8	12.8	13.0	82.8	---	---	17
H	3104.3	B?	457943	7094314	0.9	3.9	4.0	4.1	8.0	28.7	---	---	0
I	3108.9	B?	457954	7094466	2.4	5.1	4.5	5.0	7.1	32.2	1.9	40	18
J	3119.4	B?	457958	7094860	2.8	2.9	4.8	3.5	4.9	26.1	4.2	64	0
K	3135.7	S?	457939	7095572	1.1	5.8	3.2	6.9	6.5	47.8	---	---	0
L	3155.0	S?	457899	7096258	1.3	8.9	4.2	14.9	4.8	92.8	---	---	73
M	3159.4	B?	457922	7096411	11.0	9.8	25.5	13.9	22.0	91.6	8.2	31	18
N	3171.6	B?	457967	7096855	3.5	3.8	8.8	2.2	11.0	16.5	4.2	53	18
O	3200.7	S	457979	7098064	3.3	0.9	0.7	3.2	0.0	25.2	---	---	16
P	3228.1	S?	457965	7099309	3.7	5.1	8.2	9.5	9.5	61.2	---	---	0
Q	3257.5	M	457985	7100576	1.0	0.4	0.4	0.3	0.7	1.6	---	---	0
R	3276.1	B?	458015	7101498	0.5	2.9	2.7	2.8	9.7	12.1	---	---	18
S	3312.5	S?	457995	7103049	0.7	0.6	2.3	1.7	2.3	12.6	---	---	41
T	3361.5	M	458042	7104983	0.9	0.8	1.1	1.3	1.0	5.7	---	---	0
U	3366.0	B?	458025	7105098	4.5	2.2	9.3	1.4	10.1	8.2	---	---	0
V	3369.7	D	458012	7105196	8.3	2.6	26.0	3.5	22.1	24.1	---	---	0
W	3375.0	B?	458003	7105347	3.0	2.1	8.1	2.2	5.2	19.8	---	---	12
X	3380.4	B?	458019	7105526	10.3	1.3	29.8	4.8	25.9	40.9	119.4	55	18
Y	3401.7	B?	458042	7106232	0.4	1.5	0.9	3.7	0.2	27.0	---	---	0
Z	3414.5	S?	457996	7106681	4.0	2.7	4.5	3.2	5.1	21.5	---	---	41
AA	3432.0	M	458012	7107227	0.4	0.8	2.3	1.1	2.6	5.5	---	---	168
AB	3451.0	S?	458072	7107917	7.4	1.9	17.5	2.3	1.3	13.7	---	---	44
AC	3472.5	M	458054	7108789	0.1	2.1	0.2	3.5	0.2	25.7	---	---	286
AD	3518.9	S?	458106	7110595	6.3	2.4	1.4	2.0	1.3	13.8	---	---	0
AE	3569.6	S	458146	7112576	3.5	0.0	3.9	0.0	5.3	5.8	---	---	0
AF	3577.3	S?	458152	7112954	2.4	1.5	1.3	1.2	1.1	5.1	---	---	18

CX = COAXIAL
CP = COPLANAR

Note: EM values shown above are local amplitudes

*Estimated Depth may be unreliable because the stronger part of the conductor may be deeper or to one side of the flight line, or because of a shallow dip or magnetite/overburden effects

JOB 659

EM Anomaly List

Label	Fid	Interp	XUTM m	YUTM m	CX 1104 HZ Real ppm	CX 1104 HZ Quad ppm	CP 877 HZ Real ppm	CP 877 HZ Quad ppm	CP 7180 HZ Real ppm	CP 7180 HZ Quad ppm	Vertical Dike COND siemens	Vertical Dike DEPTH* m	Mag. Corr NT
LINE 10850													
AG	3590.3	B?	458125	7113561	2.8	3.8	2.2	5.3	6.1	31.3	2.9	54	30
AH	3630.0	S	458193	7115406	2.5	2.7	0.6	3.6	1.2	27.6	---	---	0
AI	3747.8	M	458222	7120214	2.7	3.4	5.2	7.1	6.3	39.6	---	---	18
AJ	3751.6	D	458212	7120369	6.1	9.9	12.0	12.3	20.1	60.7	2.7	48	0
AK	3758.4	D	458197	7120677	0.3	0.7	2.5	0.1	0.1	11.5	---	---	18
AL	3779.4	D	458194	7121588	4.4	1.3	3.4	1.7	5.4	7.3	30.9	55	0
AM	3783.4	B?	458212	7121763	3.3	3.4	3.7	2.2	10.5	7.5	---	---	18
AN	3793.2	B?	458239	7122095	9.0	1.5	1.8	0.5	2.0	3.4	---	---	18
AO	3799.6	D	458251	7122276	2.7	6.9	1.4	5.5	13.6	33.9	1.8	17	0
AP	3869.0	S?	458272	7125003	2.4	1.8	1.5	1.2	2.6	9.8	---	---	438
LINE 10860													
A	2770.0	M	458231	7085317	1.0	1.9	1.7	1.8	2.1	13.4	---	---	57
B	2755.4	B?	458226	7085894	0.4	2.7	0.2	4.1	3.5	28.3	---	---	0
C	2711.5	B?	458247	7087464	3.0	5.0	0.7	5.2	11.9	34.1	---	---	32
D	2708.1	D	458249	7087644	3.0	4.7	0.9	5.1	10.6	26.9	2.4	49	0
E	2702.1	D	458252	7087934	1.4	8.0	1.0	8.0	14.6	40.2	---	---	0
F	2670.0	M	458266	7089150	2.3	0.5	3.5	0.2	1.3	2.0	---	---	0
G	2652.5	S?	458238	7089952	1.2	2.5	2.9	5.5	3.4	40.5	---	---	22
H	2650.0	S?	458238	7090067	1.0	4.9	0.8	5.5	2.3	40.5	---	---	0
I	2646.0	S?	458245	7090243	0.8	2.6	0.0	3.7	0.5	26.5	---	---	0
J	2607.0	S	458297	7091845	0.5	2.2	1.2	3.9	4.2	22.7	---	---	32
K	2552.4	D	458284	7094137	1.9	4.5	1.3	4.6	9.7	25.2	1.6	28	0
L	2539.1	B?	458313	7094707	2.4	2.8	2.9	2.9	3.3	17.2	---	---	32
M	2495.9	S?	458321	7096848	2.9	5.1	2.2	5.1	5.3	31.7	1.9	53	0
N	2480.0	M	458364	7097567	0.8	7.6	0.2	7.5	1.1	50.3	---	---	24
O	2478.5	D	458361	7097642	1.8	7.6	0.9	7.5	0.6	50.3	---	---	2
P	2475.6	B?	458351	7097771	1.8	1.6	0.1	3.4	4.1	24.8	---	---	68
Q	2470.0	D	458330	7098009	2.7	2.0	6.9	1.9	6.2	12.7	---	---	32
R	2451.6	B?	458358	7098852	2.5	2.7	2.7	3.3	4.9	21.7	---	---	0
S	2447.9	B?	458365	7099018	3.8	1.7	2.4	1.4	4.4	10.5	---	---	33
T	2444.0	B?	458367	7099183	0.7	1.3	2.4	1.1	5.2	3.2	---	---	21
U	2436.8	B?	458379	7099455	2.0	2.3	1.1	1.9	1.8	14.4	3.2	64	32
V	2420.0	B?	458396	7100163	1.4	3.2	2.3	5.2	1.7	31.1	---	---	0
W	2416.8	B?	458389	7100310	0.0	3.3	0.2	8.0	11.4	52.4	---	---	25
X	2412.7	D	458378	7100483	2.1	6.8	1.5	7.8	12.7	50.2	1.3	16	0
Y	2358.8	S?	458456	7102555	0.4	3.2	4.4	3.5	4.7	23.0	---	---	0
Z	2340.3	B	458451	7103089	2.9	4.0	1.3	5.2	15.5	19.0	---	---	0
AA	2328.1	B?	458442	7103585	5.7	2.1	2.7	1.9	5.4	7.1	---	---	32
AB	2295.0	S	458446	7105083	0.2	1.9	1.7	2.3	2.5	14.3	---	---	0
AC	2265.0	M	458489	7106479	3.6	0.4	0.3	0.1	0.6	2.9	---	---	36
AD	2250.0	B?	458464	7107198	1.8	3.9	5.4	5.6	3.7	39.8	---	---	172
AE	2244.5	M	458463	7107440	0.0	4.3	0.6	4.9	0.6	33.8	---	---	0
AF	2232.5	M	458462	7107843	0.3	1.0	1.5	1.1	2.1	8.9	---	---	0
AG	2214.0	B?	458500	7108448	7.5	5.7	17.7	6.7	14.5	44.9	---	---	32
AH	2212.0	M	458504	7108539	0.7	3.0	1.6	5.5	1.6	38.3	---	---	68

CX = COAXIAL
CP = COPLANAR

Note: EM values shown above are local amplitudes

*Estimated Depth may be unreliable because the stronger part of the conductor may be deeper or to one side of the flight line, or because of a shallow dip or magnetite/overburden effects

JOB 659

EM Anomaly List

Label	Fid	Interp	XUTM m	YUTM m	CX 1104 HZ Real ppm	CX 1104 HZ Quad ppm	CP 877 HZ Real ppm	CP 877 HZ Quad ppm	CP 7180 HZ Real ppm	CP 7180 HZ Quad ppm	Vertical Dike COND siemens	Vertical Dike DEPTH* m	Mag. Corr NT
LINE 10860													
AI	2179.3	B?	458504	7109753	5.0	2.9	6.3	2.0	6.5	11.6	---	---	0
AJ	2159.4	B?	458512	7110506	0.1	3.0	0.2	2.3	0.4	18.8	---	---	0
AK	2123.8	S?	458529	7112079	0.4	1.0	0.5	3.0	5.3	22.7	---	---	0
AL	2073.6	B?	458529	7113907	2.3	2.3	5.4	1.7	4.6	12.3	---	---	0
AM	2051.0	B?	458565	7114665	2.9	2.9	3.5	1.5	1.8	13.5	4.4	54	0
AN	2017.8	S?	458568	7115997	0.5	0.8	0.6	1.2	2.4	10.2	---	---	0
AO	1970.0	S	458598	7117679	0.2	2.9	0.5	4.2	1.3	38.6	---	---	0
AP	1912.0	B?	458629	7119709	0.8	1.7	2.0	1.6	2.1	12.1	---	---	32
AQ	1889.8	B	458600	7120462	1.7	3.0	3.4	1.4	2.7	15.9	1.6	75	25
AR	1875.0	B?	458610	7120874	0.7	1.1	0.5	1.8	2.2	16.6	---	---	0
AS	1863.5	D	458623	7121219	1.3	2.5	0.9	1.5	3.5	10.1	1.3	63	31
AT	1854.1	B?	458634	7121571	1.6	1.4	11.2	0.3	3.1	4.8	---	---	0
AU	1848.3	B?	458633	7121813	3.5	2.2	9.1	5.2	5.7	17.8	---	---	0
AV	1846.0	M	458633	7121907	3.0	2.5	2.8	5.2	11.3	19.9	---	---	0
AW	1840.7	D	458641	7122106	0.9	5.0	5.8	5.6	21.6	20.9	---	---	32
AX	1836.4	B	458646	7122273	2.6	3.8	1.0	2.4	8.2	12.9	---	---	0
AY	1824.0	B?	458640	7122739	0.7	0.8	1.0	0.5	2.4	1.6	---	---	0
AZ	1820.0	B?	458639	7122882	0.2	1.3	0.8	1.9	2.0	10.4	---	---	0
BA	1777.1	B?	458665	7124514	2.0	2.6	1.6	2.0	3.9	12.8	---	---	0
BB	1743.3	B?	458684	7125307	12.1	3.0	17.1	0.1	15.2	18.5	55.2	37	0
LINE 10870													
A	462.1	S?	458642	7085766	0.4	5.6	0.6	7.2	5.8	50.0	---	---	18
B	479.6	S?	458633	7086368	1.4	3.1	0.5	2.3	3.0	18.1	---	---	0
C	507.4	B?	458651	7087530	3.5	7.3	0.8	6.6	11.9	35.9	2.2	26	0
D	515.0	B?	458656	7087791	0.5	3.0	2.5	2.7	4.2	13.2	---	---	18
E	525.3	B?	458666	7088110	0.7	2.1	0.6	2.0	0.4	14.8	---	---	0
F	565.0	S	458672	7089800	2.4	2.8	1.9	3.7	7.7	23.9	---	---	0
G	610.1	S	458720	7091784	0.0	2.6	0.8	3.4	3.9	23.2	---	---	18
H	662.8	S	458737	7093982	3.4	7.1	0.7	9.9	12.0	61.9	---	---	0
I	674.5	S	458750	7094468	1.0	6.3	2.5	8.2	11.3	48.9	---	---	0
J	707.3	B?	458774	7095967	1.2	1.9	2.7	2.4	2.9	17.3	---	---	18
K	716.8	B?	458775	7096353	3.1	3.6	2.7	3.3	6.3	21.2	3.7	48	18
L	720.8	S?	458776	7096502	1.8	4.5	0.3	5.8	9.9	37.4	---	---	0
M	737.5	B?	458779	7097247	1.6	2.5	5.1	1.8	4.7	11.6	---	---	0
N	758.0	M	458768	7098050	1.2	2.2	6.5	3.7	2.3	36.4	---	---	0
O	781.0	M	458783	7098993	0.8	0.4	0.1	0.5	2.6	4.2	---	---	104
P	818.1	B?	458818	7100458	2.5	2.1	5.0	1.3	4.5	8.6	---	---	18
Q	829.3	B?	458805	7100808	0.6	2.9	0.2	2.8	0.2	21.5	---	---	0
R	844.2	B?	458770	7101381	2.1	1.8	2.8	3.8	7.3	27.9	4.9	69	18
S	854.0	M	458784	7101813	0.1	0.9	0.2	1.9	0.3	10.7	---	---	4
T	884.1	B?	458852	7103091	2.6	1.6	3.4	2.5	13.6	6.9	---	---	0
U	889.7	B?	458858	7103339	0.1	5.2	1.1	6.4	16.0	26.9	0.4	0	18
V	900.2	B?	458860	7103790	0.1	1.6	3.3	1.3	1.4	4.8	---	---	18
W	920.0	M	458847	7104501	0.7	3.0	0.5	4.6	0.3	35.0	---	---	16
X	923.0	S?	458853	7104598	3.0	5.4	5.2	8.5	4.0	62.4	---	---	0

CX = COAXIAL
CP = COPLANAR

Note: EM values shown above are local amplitudes

*Estimated Depth may be unreliable because the stronger part of the conductor may be deeper or to one side of the flight line, or because of a shallow dip or magnetite/overburden effects

JOB 659

EM Anomaly List

Label	Fid	Interp	XUTM m	YUTM m	CX 1104 HZ Real ppm	CX 1104 HZ Quad ppm	CP 877 HZ Real ppm	CP 877 HZ Quad ppm	CP 7180 HZ Real ppm	CP 7180 HZ Quad ppm	Vertical Dike COND siemens	Vertical Dike DEPTH* m	Mag. Corr NT
LINE 10870													
Y	948.0	M	458879	7105398	0.3	2.4	2.0	2.8	2.6	16.5	---	---	84
Z	949.0	B?	458880	7105434	1.7	4.5	6.1	4.7	7.2	28.4	---	---	0
AA	959.2	S?	458866	7105826	1.1	4.2	1.8	7.9	20.2	44.0	---	---	0
AB	992.5	M	458894	7106797	0.7	0.3	0.2	0.9	0.5	10.3	---	---	0
AC	1044.0	M	458884	7108781	2.2	1.6	2.8	2.1	2.4	12.9	---	---	171
AD	1052.0	M	458872	7109077	1.9	1.3	1.8	2.0	10.2	12.4	---	---	207
AE	1076.2	B?	458945	7110161	0.1	2.0	1.5	0.8	1.9	6.7	---	---	115
AF	1097.5	D	458922	7111116	1.9	3.6	0.7	2.7	8.9	12.8	---	---	0
LINE 10871													
A	1290.7	B?	459018	7114515	0.5	4.4	2.7	4.6	5.9	28.9	---	---	0
B	1298.5	D	459041	7114804	2.9	7.2	1.0	4.4	0.6	32.2	---	---	0
C	1332.5	S	458989	7116059	2.8	1.5	0.8	2.1	1.2	17.4	---	---	12
D	1352.0	S	459008	7116875	0.9	2.5	0.1	3.5	3.8	23.7	---	---	10
E	1380.0	S	459025	7118014	5.7	1.6	0.2	2.0	0.9	14.9	---	---	12
F	1424.0	S	459030	7119396	2.6	5.5	0.8	9.1	0.7	60.4	---	---	12
G	1468.0	D	459037	7120983	2.1	4.3	1.0	1.8	11.4	33.4	---	---	0
H	1470.9	D	459038	7121087	1.3	4.5	8.3	4.3	1.6	35.1	---	---	12
I	1475.3	D	459044	7121250	4.3	16.5	0.9	22.0	16.5	153.6	1.5	13	0
J	1489.6	D	459060	7121829	6.3	7.4	1.4	5.8	14.7	24.5	4.5	23	0
K	1499.4	B	459061	7122172	3.7	5.2	0.6	4.5	11.0	12.5	2.8	38	0
L	1529.8	S	459049	7123150	3.4	0.8	1.0	1.2	0.7	10.0	---	---	0
M	1560.0	S	459094	7124243	0.5	1.3	0.1	1.7	2.1	9.2	---	---	0
N	1590.0	D	459123	7125369	1.2	1.0	1.2	0.8	2.4	2.9	---	---	12
O	1594.4	D	459133	7125517	6.8	5.8	1.7	2.1	5.2	8.1	7.3	26	0
P	1600.0	B?	459135	7125739	5.6	1.3	0.9	4.0	7.4	12.2	45.7	27	31
LINE 10872													
A	1810.7	S?	458893	7109930	1.3	2.4	1.4	1.4	0.6	12.6	---	---	0
B	1780.0	D	458963	7111078	0.4	4.1	0.6	1.9	4.3	13.6	---	---	3
C	1757.8	B?	458966	7111965	2.6	1.4	10.3	1.8	10.0	5.2	---	---	0
D	1755.0	M	458961	7112059	0.1	0.6	10.9	1.3	9.7	2.2	---	---	0
E	1748.5	B?	458940	7112258	5.5	1.2	7.9	1.9	10.3	11.7	---	---	0
F	1739.8	B?	458897	7112556	0.1	2.1	0.7	1.3	2.5	10.3	---	---	0
G	1724.9	B?	458874	7113040	4.0	2.7	1.6	2.2	3.6	15.3	---	---	0
H	1695.5	M	459010	7114127	0.2	0.4	0.1	1.0	4.8	0.2	---	---	0
I	1682.9	B?	459002	7114507	1.5	2.3	2.5	2.1	3.7	14.2	---	---	0
J	1675.6	D	458991	7114716	4.5	2.7	8.1	2.8	6.7	16.5	10.9	49	0
K	1668.0	M	458976	7114924	4.3	0.2	5.7	2.2	3.8	6.7	---	---	0
LINE 10880													
A	8227.3	S?	459050	7085534	2.1	4.5	0.8	4.4	4.7	30.4	---	---	0
B	8176.9	B?	459045	7087064	1.6	1.9	1.2	1.8	4.4	13.8	---	---	0
C	8160.6	B	459051	7087647	2.1	5.8	1.2	7.9	21.0	28.4	1.5	8	0
D	8157.5	B	459051	7087797	2.3	4.9	2.7	5.9	12.2	17.3	---	---	17
E	8148.5	D	459052	7088216	1.9	3.4	1.2	3.4	9.3	20.5	---	---	17

CX = COAXIAL
CP = COPLANAR

Note: EM values shown above are local amplitudes

*Estimated Depth may be unreliable because the stronger part of the conductor may be deeper or to one side of the flight line, or because of a shallow dip or magnetite/overburden effects

EM Anomaly List

Label	Fid	Interp	XUTM m	YUTM m	CX 1104 HZ Real ppm	CX 1104 HZ Quad ppm	CP 877 HZ Real ppm	CP 877 HZ Quad ppm	CP 7180 HZ Real ppm	CP 7180 HZ Quad ppm	Vertical Dike COND siemens	Vertical Dike DEPTH* m	Mag. Corr NT
LINE 10880													
F	8141.7	D	459042	7088511	1.0	2.3	0.6	2.0	1.8	16.5	---	---	0
G	8120.1	B?	459050	7089258	5.7	1.6	10.5	1.3	8.9	9.1	---	---	0
H	8114.0	M	459068	7089457	0.2	0.3	0.6	0.1	0.5	0.1	---	---	84
I	8087.0	S	459103	7090528	1.7	4.2	1.9	4.8	2.1	36.1	---	---	17
J	8076.0	S	459108	7091045	1.9	4.0	1.6	4.7	2.5	34.4	---	---	0
K	8029.9	B?	459089	7093001	3.0	0.2	3.0	0.0	0.6	0.1	---	---	10
L	8022.3	B?	459119	7093313	0.3	2.9	2.7	2.0	4.6	10.4	0.4	0	0
M	8010.7	B?	459133	7093857	2.1	3.5	1.0	4.3	3.8	37.9	---	---	17
N	8006.0	D	459137	7094076	1.6	3.1	2.2	0.6	8.8	9.8	1.4	82	0
O	7977.5	M	459138	7095230	5.9	0.6	12.3	1.5	9.1	12.9	---	---	0
P	7970.0	B?	459138	7095561	0.8	1.9	0.9	1.7	11.7	13.8	---	---	17
Q	7955.0	S	459124	7096232	0.1	2.4	0.1	3.6	0.3	26.7	---	---	34
R	7918.0	S?	459162	7097727	0.1	4.1	0.8	5.6	1.3	37.9	---	---	17
S	7897.0	B?	459196	7098490	2.1	7.5	2.2	9.4	4.7	64.1	---	---	17
T	7886.8	B?	459157	7098882	2.9	5.0	3.9	4.2	7.4	29.3	1.9	58	0
U	7858.8	S?	459214	7099840	2.2	3.0	3.9	3.5	6.6	20.0	---	---	0
V	7848.3	B?	459225	7100281	1.6	5.4	2.3	6.8	3.3	45.6	1.2	25	60
W	7845.5	B?	459223	7100384	1.7	4.1	0.1	6.2	4.1	42.0	---	---	14
X	7835.1	B?	459197	7100749	4.8	0.5	5.4	0.2	4.3	1.6	136.5	68	16
Y	7830.0	M	459197	7100939	3.3	0.3	13.0	0.4	7.6	3.5	---	---	0
Z	7819.5	B?	459209	7101347	6.2	5.9	10.7	8.1	12.1	52.1	6.2	48	14
AA	7815.0	M	459211	7101506	0.2	3.4	0.3	4.4	0.5	30.4	---	---	32
AB	7796.0	S?	459177	7102175	0.0	1.3	4.6	2.0	3.5	14.7	---	---	0
AC	7763.0	S	459238	7103380	0.6	2.2	1.0	3.7	2.3	26.4	---	---	2
AD	7729.0	M	459240	7104724	0.7	2.1	2.6	2.8	1.6	15.7	---	---	0
AE	7714.3	B?	459214	7105249	3.8	2.2	8.9	4.2	12.8	23.3	11.0	41	0
AF	7704.3	D	459243	7105666	1.7	3.7	1.9	4.5	9.3	16.1	---	---	17
AG	7675.0	M	459265	7107008	1.2	3.2	1.2	5.0	0.6	33.0	---	---	0
AH	7666.0	M	459245	7107344	3.0	0.0	11.3	0.0	1.1	9.5	---	---	0
AI	7660.0	B?	459236	7107602	2.0	3.4	10.9	4.2	9.8	30.2	---	---	0
AJ	7656.4	D	459228	7107752	7.7	3.5	10.9	3.4	9.7	24.8	---	---	0
AK	7652.0	M	459229	7107925	0.0	1.6	7.5	2.3	0.4	17.5	---	---	0
AL	7634.5	B?	459260	7108657	21.3	3.3	45.1	6.1	39.1	47.1	109.1	37	598
AM	7632.5	M	459260	7108739	0.0	3.1	3.0	6.8	3.3	47.1	---	---	0
AN	7564.6	B?	459290	7111054	0.8	1.5	1.0	0.4	2.3	2.4	---	---	0
AO	7539.0	M	459383	7112127	4.2	4.3	7.9	6.0	9.6	36.3	---	---	0
AP	7535.5	S?	459384	7112250	4.2	3.8	7.9	5.8	9.9	34.5	---	---	0
AQ	7529.0	M	459386	7112447	0.4	2.7	2.6	5.6	8.0	38.9	---	---	0
AR	7517.7	B?	459392	7112795	3.1	3.5	1.7	3.5	8.1	17.4	3.8	50	0
AS	7502.2	B?	459376	7113409	2.3	0.9	1.9	2.7	0.4	17.8	---	---	0
AT	7490.0	B?	459365	7113897	0.6	2.4	1.5	2.4	6.7	12.2	---	---	0
AU	7473.4	B	459360	7114447	2.2	2.9	3.4	1.4	0.6	14.3	2.6	64	0
AV	7462.5	D	459360	7114774	8.1	7.4	1.5	2.6	5.2	9.8	7.0	25	0
AW	7445.0	S?	459370	7115445	0.2	6.2	0.9	8.8	5.1	63.6	---	---	3
AX	7384.0	M	459386	7117687	2.0	0.9	3.2	1.3	3.2	3.7	---	---	406
AY	7345.0	S	459404	7119158	3.2	0.2	1.2	0.1	0.0	0.0	---	---	0

CX = COAXIAL
CP = COPLANAR

Note: EM values shown above are local amplitudes

*Estimated Depth may be unreliable because the stronger part of the conductor may be deeper or to one side of the flight line, or because of a shallow dip or magnetite/overburden effects

JOB 659

EM Anomaly List

Label	Fid	Interp	XUTM m	YUTM m	CX 1104 HZ Real ppm	CX 1104 HZ Quad ppm	CP 877 HZ Real ppm	CP 877 HZ Quad ppm	CP 7180 HZ Real ppm	CP 7180 HZ Quad ppm	Vertical Dike COND siemens	Vertical Dike DEPTH* m	Mag. Corr NT
LINE 10880													
AZ	7319.5	B?	459429	7120082	1.3	1.6	2.4	0.7	1.9	4.2	---	---	0
BA	7305.9	S?	459466	7120646	1.2	6.1	1.8	8.3	4.9	53.7	---	---	17
BB	7298.2	B?	459443	7120866	2.6	4.9	1.5	3.8	5.5	24.8	1.7	64	0
BC	7263.6	B?	459392	7121831	3.6	3.3	1.3	3.8	9.2	18.7	5.2	47	0
BD	7259.4	B?	459412	7122006	2.3	2.9	1.6	4.9	10.9	20.5	---	---	17
BE	7240.4	S	459467	7122658	4.5	2.2	5.1	2.2	3.6	15.7	---	---	0
BF	7221.2	S?	459466	7123372	4.3	1.3	5.3	3.2	2.9	21.1	---	---	17
BG	7211.0	B?	459478	7123777	4.5	2.4	4.6	2.3	8.4	12.8	---	---	0
BH	7200.7	B?	459469	7124158	1.4	3.4	0.6	3.4	4.0	21.9	---	---	7
BI	7186.0	B	459479	7124616	2.1	2.2	0.9	1.4	1.6	9.3	3.7	55	0
BJ	7170.9	B	459493	7125205	3.4	3.7	1.3	4.0	12.0	17.5	---	---	17
BK	7165.7	D	459486	7125401	4.9	5.4	1.7	3.9	8.6	15.9	4.5	38	0
LINE 10890													
A	6123.4	B	459414	7085857	1.2	2.1	1.0	2.6	1.1	13.2	1.3	84	0
B	6134.4	B?	459421	7086398	0.3	0.2	0.4	0.4	2.4	6.1	---	---	0
C	6141.6	D	459420	7086753	1.4	3.5	0.6	3.7	2.3	25.7	1.5	35	16
D	6154.0	B	459448	7087347	3.9	6.2	1.5	7.1	19.1	30.4	2.4	49	0
E	6159.2	B	459470	7087625	3.9	3.6	2.4	8.2	21.3	30.7	5.3	39	0
F	6171.4	D	459476	7088209	2.1	5.3	0.6	3.0	7.0	17.2	1.6	23	0
G	6176.0	B?	459462	7088390	2.6	2.6	1.5	4.9	13.4	18.1	---	---	0
H	6217.5	S	459470	7090477	4.2	1.6	2.4	2.2	2.5	5.2	---	---	0
I	6231.2	S	459480	7091180	2.6	6.7	2.1	9.5	10.9	69.3	---	---	7
J	6285.0	S	459517	7093681	1.1	5.0	0.9	8.5	12.6	49.3	---	---	0
K	6292.1	B?	459522	7094027	2.8	0.1	0.1	4.1	3.8	27.7	---	---	0
L	6298.3	B?	459531	7094343	0.0	5.0	0.8	4.2	12.4	27.7	0.5	0	0
M	6319.3	S?	459566	7095428	1.3	4.2	0.8	5.1	2.9	27.2	---	---	19
N	6351.5	S	459562	7097087	3.1	2.1	3.3	3.3	5.8	22.5	---	---	17
O	6362.9	B?	459564	7097658	1.2	3.5	2.2	3.2	5.0	19.9	1.2	31	11
P	6388.0	B?	459537	7098645	2.7	3.0	1.9	2.2	5.5	15.1	---	---	19
Q	6392.8	B?	459538	7098814	1.2	6.0	1.8	7.8	8.9	51.5	0.8	17	0
R	6426.5	M	459615	7100210	0.0	0.8	3.5	2.1	4.5	13.1	---	---	0
S	6433.2	B?	459609	7100428	3.6	2.2	7.2	1.9	8.2	14.0	9.5	50	0
T	6441.5	M	459575	7100773	3.1	0.9	9.4	1.7	7.9	18.1	---	---	67
U	6460.0	M	459550	7101553	0.0	0.8	6.1	1.2	2.2	13.8	---	---	42
V	6495.0	M	459623	7103244	0.2	2.7	1.5	3.2	1.5	23.7	---	---	7
W	6506.0	M	459617	7103792	4.1	1.5	7.0	1.3	7.6	9.8	---	---	7
X	6525.0	M	459636	7104548	1.5	1.8	6.6	2.0	5.1	14.7	---	---	96
Y	6565.0	S	459654	7106131	2.6	0.7	5.1	4.7	8.7	4.4	---	---	0
Z	6608.0	M	459677	7107332	0.7	0.1	1.8	0.5	1.9	0.3	---	---	0
AA	6662.6	S?	459757	7109675	0.7	3.0	0.8	3.7	5.3	23.8	---	---	0
AB	6671.2	B?	459740	7110018	5.1	1.5	1.3	1.6	0.2	15.0	---	---	0
AC	6698.5	B?	459680	7110945	4.9	1.3	0.8	0.3	1.9	3.3	37.5	46	19
AD	6711.0	M	459699	7111513	2.7	0.9	0.7	1.6	3.7	5.9	---	---	0
AE	6744.8	E	459760	7112901	2.0	3.5	5.5	4.0	3.4	20.3	---	---	25
AF	6758.1	S?	459748	7113596	3.3	2.8	5.6	1.7	5.2	13.6	---	---	19

CX = COAXIAL
CP = COPLANAR

Note: EM values shown above are local amplitudes

*Estimated Depth may be unreliable because the stronger part of the conductor may be deeper or to one side of the flight line, or because of a shallow dip or magnetite/overburden effects

JOB 659

EM Anomaly List

Label	Fid	Interp	XUTM m	YUTM m	CX 1104 HZ Real ppm	CX 1104 HZ Quad ppm	CP 877 HZ Real ppm	CP 877 HZ Quad ppm	CP 7180 HZ Real ppm	CP 7180 HZ Quad ppm	Vertical Dike COND siemens	Vertical Dike DEPTH* m	Mag. Corr NT
LINE 10890													
AG	6766.3	S?	459727	7113966	3.6	1.3	1.2	1.8	4.6	11.8	---	---	19
AH	6784.7	D	459751	7114794	7.0	11.8	1.4	11.8	36.4	55.2	2.7	28	9
AI	6810.0	S?	459751	7115862	1.4	1.9	2.0	2.7	3.4	19.3	---	---	0
AJ	6827.0	M	459757	7116662	2.4	2.5	2.5	3.7	3.4	28.1	---	---	38
AK	6897.5	S	459806	7119296	1.5	2.3	0.9	3.3	1.6	26.3	---	---	0
AL	6947.5	D	459831	7121442	6.0	3.7	0.7	3.1	3.5	18.2	11.3	30	69
AM	6954.4	B	459839	7121760	3.2	3.4	3.6	2.2	8.9	8.2	---	---	0
AN	6987.4	B?	459881	7123030	4.6	1.5	2.4	1.7	1.3	12.2	---	---	77
AO	7025.1	B?	459847	7124669	1.9	2.1	3.9	0.4	2.5	8.1	---	---	0
AP	7029.0	B?	459848	7124868	2.8	1.0	1.9	1.7	2.0	13.9	---	---	0
AQ	7032.6	B?	459861	7125051	1.3	0.4	0.0	0.2	0.9	10.1	---	---	0
AR	7037.6	B?	459894	7125307	3.6	4.4	3.3	4.7	14.0	7.7	1.0	0	0
AS	7040.6	B?	459907	7125451	4.0	4.1	3.8	4.7	14.0	8.9	4.8	25	0
LINE 10900													
A	5839.5	S?	459860	7087230	2.0	7.4	0.7	10.1	22.2	48.7	1.1	14	0
B	5828.7	B?	459839	7087687	3.0	2.9	3.1	3.1	10.9	3.9	---	---	0
C	5817.2	D	459828	7088237	2.8	4.6	0.1	2.4	11.1	13.3	2.1	47	2
D	5757.1	S?	459897	7090180	1.6	5.6	0.9	7.2	9.7	46.4	---	---	0
E	5744.3	S	459911	7090675	0.3	10.0	0.7	14.4	5.3	101.6	---	---	2
F	5671.1	S	459962	7094050	0.3	2.8	1.2	2.6	2.4	18.2	---	---	0
G	5654.2	S	459927	7094818	1.6	8.8	3.6	11.8	11.1	80.6	---	---	0
H	5639.6	B?	459919	7095448	6.5	0.5	9.2	4.4	6.3	27.1	---	---	0
I	5631.5	M	459905	7095769	3.8	2.1	3.1	2.6	5.2	20.0	---	---	69
J	5629.5	B?	459907	7095842	6.8	1.3	8.4	2.4	3.8	15.4	---	---	0
K	5563.1	S?	459952	7098644	1.0	4.2	3.5	4.7	6.3	31.3	0.8	22	14
L	5491.4	B?	459966	7101149	1.5	2.8	3.7	3.3	7.2	22.0	---	---	14
M	5427.0	M	460024	7103460	0.3	1.9	5.7	2.6	5.2	15.9	---	---	14
N	5398.1	B?	460058	7104825	2.4	2.3	5.7	2.0	6.4	11.4	---	---	0
O	5395.0	M	460061	7104972	0.9	1.5	0.5	1.2	4.5	6.0	---	---	384
P	5362.0	M	460060	7106427	1.0	1.5	0.7	2.2	2.4	15.2	---	---	334
Q	5345.5	M	460064	7107207	7.9	0.1	16.5	2.3	14.8	18.1	---	---	52
R	5341.3	B?	460063	7107376	3.2	2.7	9.1	2.5	6.5	19.3	6.0	62	14
S	5337.5	B?	460058	7107517	11.1	1.5	21.1	0.5	20.4	6.0	---	---	121
T	5332.5	M	460061	7107688	0.0	3.7	9.7	6.1	8.0	39.4	---	---	62
U	5304.6	B?	460079	7108577	15.8	1.8	32.3	1.9	28.2	14.3	---	---	0
V	5303.0	M	460080	7108620	1.5	0.8	2.8	1.4	2.8	9.0	---	---	182
W	5296.7	B?	460080	7108771	9.9	4.0	31.2	4.4	27.0	29.2	---	---	0
X	5292.4	M	460087	7108841	3.2	1.2	17.4	2.0	14.7	10.3	---	---	0
Y	5241.7	B?	460137	7110014	4.9	3.6	0.7	2.8	4.2	14.0	8.1	40	0
Z	5212.2	B?	460064	7111152	2.8	2.1	5.0	1.1	3.7	9.5	---	---	0
AA	5202.7	D	460080	7111456	3.3	3.9	2.6	2.4	4.1	16.5	3.5	46	12
AB	5168.4	S	460137	7112810	1.6	2.5	0.4	0.5	1.7	3.1	1.9	76	14
AC	5146.6	B?	460139	7113438	4.4	3.1	0.8	2.1	0.2	14.5	---	---	0
AD	5128.1	S?	460162	7114193	2.0	3.8	1.2	3.1	3.3	21.7	---	---	0
AE	5105.7	B?	460160	7114963	1.0	0.5	1.4	2.8	5.3	14.0	---	---	0

CX = COAXIAL
CP = COPLANAR

Note: EM values shown above are local amplitudes

*Estimated Depth may be unreliable because the stronger part of the conductor may be deeper or to one side of the flight line, or because of a shallow dip or magnetite/overburden effects

JOB 659

EM Anomaly List

Label	Fid	Interp	XUTM m	YUTM m	CX 1104 HZ Real ppm	CX 1104 HZ Quad ppm	CP 877 HZ Real ppm	CP 877 HZ Quad ppm	CP 7180 HZ Real ppm	CP 7180 HZ Quad ppm	Vertical Dike COND siemens	Vertical Dike DEPTH* m	Mag. Corr NT
LINE 10900													
AF	5098.5	B?	460178	7115236	3.5	4.5	1.7	6.5	1.5	45.4	3.2	65	0
AG	5020.5	M	460172	7118013	2.8	0.2	5.7	0.2	4.9	1.5	---	---	30
AH	4997.1	B?	460248	7118744	1.6	1.0	1.5	0.9	0.7	5.9	7.0	70	0
AI	4986.6	B?	460221	7119088	2.2	0.3	2.2	0.1	0.8	5.1	---	---	0
AJ	4968.5	B?	460185	7119782	3.0	3.0	0.9	2.7	0.2	22.2	---	---	14
AK	4918.1	D	460240	7121450	8.1	3.5	0.7	1.9	4.6	18.9	21.6	32	14
AL	4911.7	B?	460227	7121631	4.2	1.2	0.5	3.0	7.7	11.2	---	---	14
AM	4905.9	D	460223	7121855	3.0	4.1	1.3	5.5	9.5	26.7	2.8	53	0
AN	4875.0	S	460235	7122974	1.3	4.1	0.5	5.0	4.8	35.5	---	---	0
AO	4828.6	D	460247	7124656	1.5	7.1	0.7	2.6	4.8	15.8	0.8	11	0
AP	4814.2	D	460300	7125062	2.5	5.5	3.7	0.8	0.6	4.7	1.9	35	0
AQ	4808.0	D	460314	7125220	2.7	4.6	1.4	4.8	11.8	21.0	---	---	14
AR	4806.1	D	460317	7125262	2.7	4.6	1.0	0.8	1.9	23.9	1.9	67	0
AS	4799.0	B	460320	7125360	1.4	2.9	1.9	6.1	11.0	34.2	---	---	14
AT	4785.2	B	460312	7125495	5.5	2.5	1.5	4.7	9.3	20.0	---	---	0
AU	4778.1	B	460307	7125663	1.2	0.5	1.8	0.5	3.6	0.3	---	---	0
LINE 10910													
A	3739.7	S?	460205	7085646	0.9	1.1	0.8	6.0	0.9	47.2	---	---	0
B	3774.0	D	460269	7087309	1.7	3.4	1.7	2.8	10.5	9.8	1.4	64	12
C	3788.5	D	460284	7088035	0.3	5.0	0.8	4.2	13.1	20.3	0.4	0	0
D	3791.4	D	460277	7088186	3.2	5.0	1.8	4.8	15.7	20.3	---	---	0
E	3794.5	B?	460270	7088339	5.3	1.8	1.8	4.3	12.2	0.1	---	---	7
F	3797.7	B?	460263	7088491	2.1	1.8	0.9	1.2	2.5	7.0	---	---	0
G	3837.1	S	460278	7090438	2.5	3.6	1.6	5.5	9.7	37.2	---	---	0
H	3852.0	S	460290	7091177	3.7	6.6	1.6	8.2	11.8	50.1	---	---	0
I	3878.9	S	460319	7092387	2.7	2.3	0.2	3.1	0.2	19.4	---	---	0
J	3910.0	S	460336	7093902	1.6	2.5	0.9	4.1	6.0	24.6	---	---	12
K	3934.9	B?	460351	7095217	0.7	1.6	1.3	2.1	4.3	7.8	---	---	0
L	3939.2	B?	460355	7095455	4.3	2.2	1.8	1.9	4.2	7.8	---	---	12
M	3945.7	B?	460350	7095781	0.6	2.3	1.1	1.8	4.5	8.8	---	---	12
N	4031.0	S	460378	7099565	2.7	1.2	4.3	1.6	2.7	12.1	---	---	0
O	4051.0	S?	460410	7100433	4.2	6.7	2.7	10.3	20.7	70.2	---	---	0
P	4082.5	S?	460394	7101792	6.4	2.7	18.3	4.7	11.6	29.7	---	---	73
Q	4089.9	B?	460443	7102086	11.0	1.3	20.8	0.6	21.5	1.9	127.1	41	12
R	4099.0	B?	460488	7102421	4.4	4.4	1.3	5.5	12.0	27.9	---	---	0
S	4112.8	B?	460458	7102965	3.2	1.5	7.4	0.6	7.4	11.0	---	---	12
T	4158.5	B?	460499	7104714	1.0	2.7	0.4	2.5	1.8	17.2	---	---	0
U	4186.6	S	460480	7105743	2.0	1.7	0.3	1.6	2.2	7.6	---	---	12
V	4306.6	B?	460524	7110758	3.5	2.7	7.0	2.8	6.8	19.4	6.8	49	12
W	4321.0	M	460556	7111319	5.1	1.9	1.0	3.0	2.8	27.3	---	---	137
X	4327.0	S?	460568	7111571	0.2	1.1	2.4	2.0	3.2	6.4	---	---	0
Y	4345.0	S	460578	7112368	0.5	1.8	0.2	1.7	0.6	9.2	---	---	0
Z	4353.3	B?	460541	7112668	1.3	1.6	0.6	1.5	3.2	13.1	---	---	1
AA	4367.0	S	460531	7113194	0.5	2.4	0.0	4.3	4.7	30.4	---	---	14
AB	4392.2	B?	460541	7114441	1.9	1.5	1.1	0.7	3.0	4.6	5.5	63	0

CX = COAXIAL
CP = COPLANAR

Note: EM values shown above are local amplitudes

*Estimated Depth may be unreliable because the stronger part of the conductor may be deeper or to one side of the flight line, or because of a shallow dip or magnetite/overburden effects

EM Anomaly List

Label	Fid	Interp	XUTM m	YUTM m	CX 1104 HZ Real ppm	CX 1104 HZ Quad ppm	CP 877 HZ Real ppm	CP 877 HZ Quad ppm	CP 7180 HZ Real ppm	CP 7180 HZ Quad ppm	Vertical Dike COND siemens	Vertical Dike DEPTH* m	Mag. Corr NT
LINE 10910													
AC	4405.0	B?	460582	7114992	4.5	1.8	1.1	2.7	6.6	10.8	---	---	0
AD	4453.4	D	460583	7116800	1.8	7.7	1.8	6.6	12.1	46.7	1.0	15	11
AE	4460.7	B?	460617	7117174	3.2	2.2	1.2	2.5	3.6	6.4	---	---	0
AF	4505.0	S	460586	7118781	1.8	5.1	1.2	8.4	9.5	63.7	---	---	0
AG	4514.2	S?	460563	7119186	0.1	3.0	0.4	3.4	0.1	26.7	---	---	0
AH	4552.8	B?	460615	7120958	3.8	1.9	3.5	0.4	0.9	6.1	13.4	55	0
AI	4559.0	B?	460628	7121270	0.5	3.5	0.3	1.8	2.4	9.5	0.6	0	0
AJ	4571.1	B	460652	7121808	6.2	0.3	2.3	1.2	6.5	7.2	---	---	0
AK	4615.0	S?	460675	7123365	2.8	1.1	4.0	0.5	3.8	2.5	---	---	0
AL	4655.0	B?	460684	7125028	0.2	5.7	2.1	7.8	9.0	49.1	---	---	12
AM	4660.9	D	460689	7125227	2.9	22.7	1.4	16.1	5.1	111.1	0.7	5	12
AN	4665.2	D	460693	7125378	7.9	4.1	2.3	3.2	10.9	55.1	15.9	31	0
LINE 10920													
A	3603.6	S?	460656	7087860	1.4	6.7	5.6	9.9	13.8	59.6	---	---	0
B	3601.3	S?	460658	7087960	1.4	6.4	5.7	9.9	13.8	61.2	0.9	19	0
C	3558.4	S	460674	7089734	0.1	2.4	0.5	2.6	1.9	18.2	---	---	0
D	3535.1	B?	460706	7090595	2.4	2.4	1.1	2.5	5.8	24.7	---	---	0
E	3526.2	S?	460714	7090982	4.6	5.9	3.7	14.3	17.4	78.8	3.5	45	11
F	3397.2	B?	460688	7095704	0.4	3.5	2.5	4.2	10.2	21.3	---	---	0
G	3392.4	B?	460695	7095895	3.7	2.4	1.0	1.8	1.4	9.9	---	---	0
H	3373.2	B?	460716	7096646	9.3	3.1	19.5	5.4	15.4	32.1	---	---	4
I	3365.0	M	460738	7096926	0.0	4.9	12.6	5.2	15.3	33.9	---	---	56
J	3360.7	B?	460751	7097069	8.2	4.0	13.7	5.2	16.3	34.2	17.8	42	11
K	3266.6	D	460771	7100439	4.0	10.4	11.1	12.7	31.6	74.9	1.9	19	11
L	3257.4	B?	460800	7100771	1.6	2.4	2.5	3.8	23.6	4.8	---	---	0
M	3253.1	B?	460821	7100935	2.3	7.5	2.2	11.3	24.3	45.7	1.4	12	0
N	3244.1	B?	460866	7101270	0.7	3.0	0.9	2.9	3.5	21.4	0.9	14	11
O	3235.9	B?	460892	7101620	0.7	6.2	3.1	9.7	25.1	31.9	0.5	0	9
P	3232.5	B?	460883	7101768	5.9	3.6	6.9	6.0	20.1	19.5	11.6	31	11
Q	3220.5	B	460835	7102259	8.8	26.0	11.4	36.7	88.0	126.3	2.3	7	160
R	3218.5	B	460824	7102344	8.3	22.3	9.5	33.5	70.9	127.7	---	---	0
S	3216.2	B	460814	7102436	7.3	23.2	9.1	34.2	68.7	147.8	2.1	9	11
T	3213.4	D	460808	7102547	6.2	16.3	6.7	24.0	44.3	110.6	2.2	12	0
U	3017.7	B?	460924	7109923	2.4	0.5	0.3	0.4	0.1	2.6	---	---	2
V	3009.4	B	460924	7110057	6.7	1.4	1.7	1.4	5.9	6.2	56.8	19	0
W	2998.0	M	460952	7110365	0.5	0.2	0.1	0.2	0.8	0.1	---	---	376
X	2960.9	S?	460915	7111444	2.2	1.1	2.4	0.8	0.0	4.3	---	---	120
Y	2937.7	S?	460896	7112200	3.0	7.1	1.9	14.1	11.9	90.8	---	---	11
Z	2890.0	S	460967	7113862	1.7	2.1	0.2	3.1	5.1	19.4	---	---	11
AA	2856.1	B	460961	7114931	7.6	4.0	1.6	3.6	10.2	9.0	15.7	3	0
AB	2849.2	B?	460983	7115188	4.1	1.6	0.7	1.7	0.7	9.4	18.7	47	0
AC	2801.0	B	461002	7116807	1.6	3.0	1.8	3.5	8.7	14.2	---	---	0
AD	2761.5	B?	461032	7118105	0.0	2.5	0.5	3.8	2.4	28.3	---	---	0
AE	2750.7	B?	461028	7118403	1.8	5.5	1.6	5.3	7.7	36.6	1.3	22	0
AF	2740.1	S?	461022	7118714	1.4	5.5	1.0	6.0	7.8	43.8	---	---	0

CX = COAXIAL
CP = COPLANAR

Note: EM values shown above are local amplitudes

*Estimated Depth may be unreliable because the stronger part of the conductor may be deeper or to one side of the flight line, or because of a shallow dip or magnetite/overburden effects

JOB 659

EM Anomaly List

Label	Fid	Interp	XUTM m	YUTM m	CX 1104 HZ Real ppm	CX 1104 HZ Quad ppm	CP 877 HZ Real ppm	CP 877 HZ Quad ppm	CP 7180 HZ Real ppm	CP 7180 HZ Quad ppm	Vertical Dike COND siemens	Vertical Dike DEPTH* m	Mag. Corr NT
LINE 10920													
AG	2705.1	S?	461048	7119862	4.1	1.2	0.6	1.5	0.7	11.9	---	---	0
AH	2674.4	B?	461076	7120939	0.8	2.2	0.2	1.3	0.1	7.8	---	---	0
AI	2664.0	D	461074	7121208	6.0	2.1	0.6	3.1	7.9	8.2	26.1	27	38
AJ	2658.8	B?	461063	7121378	1.6	4.6	0.4	5.9	9.8	28.6	---	---	0
AK	2650.5	B?	461044	7121688	3.5	3.9	0.7	4.1	3.5	21.5	---	---	6
AL	2583.1	B?	461094	7124250	0.2	4.3	1.4	4.9	3.7	33.4	---	---	0
AM	2573.7	B?	461098	7124562	0.6	1.5	0.4	1.1	0.0	11.9	---	---	0
AN	2559.6	D	461091	7124933	1.3	2.8	2.5	8.9	20.5	35.7	---	---	0
AO	2554.7	D	461085	7125093	2.4	6.8	1.2	5.2	14.1	25.2	1.5	7	0
LINE 10930													
A	1109.6	S?	460995	7085658	0.6	5.0	0.8	6.1	7.7	39.6	---	---	0
B	1162.5	S?	461025	7088137	2.1	4.6	1.9	5.4	7.8	41.0	1.8	36	0
C	1183.0	B?	461066	7089121	3.1	6.8	1.0	7.6	18.3	37.9	2.1	21	0
D	1187.9	S?	461076	7089363	0.7	2.4	1.1	2.7	2.4	21.4	---	---	0
E	1225.8	S	461085	7091155	4.2	11.8	2.7	16.5	25.7	98.2	---	---	10
F	1256.7	S	461114	7092399	1.3	2.8	0.7	5.1	1.3	41.5	---	---	0
G	1274.5	S	461148	7093205	1.6	3.7	1.2	6.0	9.6	28.9	---	---	0
H	1302.1	S	461156	7094435	0.6	3.6	0.6	5.2	7.6	34.6	---	---	0
I	1317.5	M	461149	7095145	0.1	0.6	0.5	0.8	0.9	9.9	---	---	34
J	1323.8	B?	461152	7095451	6.0	1.6	8.9	0.8	10.3	5.1	38.5	35	0
K	1330.0	M	461159	7095760	0.4	1.2	0.4	2.4	7.0	3.5	---	---	50
L	1356.5	B?	461165	7096999	0.0	1.6	23.8	1.3	18.7	8.4	---	---	60
M	1360.0	B?	461164	7097152	16.1	3.0	39.3	2.9	36.6	17.2	72.0	42	0
N	1366.0	B?	461170	7097418	24.9	4.3	59.4	5.9	60.0	33.2	---	---	10
O	1390.1	S	461185	7098369	3.2	2.9	1.4	3.5	10.3	22.6	---	---	10
P	1422.9	D	461203	7099948	5.9	10.1	6.2	9.9	31.2	35.3	---	---	10
Q	1470.7	S?	461244	7102288	2.0	4.3	0.2	5.1	2.0	33.3	---	---	10
R	1481.1	D	461252	7102792	4.5	27.0	3.2	34.0	78.5	171.5	---	---	0
S	1486.4	B?	461258	7103033	6.1	3.0	6.4	28.8	71.1	102.9	---	---	10
T	1543.7	S	461267	7105251	1.3	3.5	0.7	3.5	4.6	16.8	---	---	0
LINE 10931													
A	707.6	B?	461278	7106606	0.1	5.2	3.2	4.5	8.7	25.9	---	---	14
B	732.5	S?	461279	7107410	0.1	3.5	0.0	7.6	0.0	47.1	---	---	5
C	800.0	S	461269	7109084	2.4	1.4	0.8	1.6	2.0	10.6	---	---	0
D	839.3	B	461356	7110547	4.5	9.1	0.6	11.0	17.2	72.0	2.5	28	12
E	847.9	B?	461349	7110796	1.1	4.2	1.3	7.6	13.1	60.1	---	---	0
F	871.5	B?	461296	7111355	0.6	2.9	0.8	4.7	1.5	34.0	---	---	7
G	877.9	B?	461314	7111552	0.9	7.4	2.0	6.7	11.9	49.6	---	---	0
H	913.0	S	461343	7112668	1.8	2.5	2.0	4.6	2.9	31.7	---	---	12
I	946.2	S?	461372	7113834	1.2	2.5	3.6	2.4	7.7	13.8	---	---	0
J	955.7	S?	461392	7114227	1.2	4.7	1.3	6.0	7.7	38.1	---	---	0
K	978.2	B?	461359	7114842	0.9	2.7	0.8	2.7	3.9	10.6	---	---	0
L	984.8	D	461372	7115003	9.4	17.4	2.9	10.3	25.7	41.6	2.6	24	12
M	1004.3	S	461403	7115462	1.9	5.4	1.7	8.7	7.4	64.9	---	---	0

CX = COAXIAL
CP = COPLANAR

Note: EM values shown above are local amplitudes

*Estimated Depth may be unreliable because the stronger part of the conductor may be deeper or to one side of the flight line, or because of a shallow dip or magnetite/overburden effects

EM Anomaly List

Label	Fid	Interp	XUTM m	YUTM m	CX 1104 HZ Real ppm	CX 1104 HZ Quad ppm	CP 877 HZ Real ppm	CP 877 HZ Quad ppm	CP 7180 HZ Real ppm	CP 7180 HZ Quad ppm	Vertical COND siemens	Dike DEPTH* m	Mag. Corr NT
LINE 10931													
N	1064.4	B?	461407	7117303	1.9	5.7	1.8	8.8	12.6	54.0	---	---	0
O	1114.8	S?	461416	7118720	1.4	5.0	0.7	11.4	7.5	91.9	1.1	29	0
P	1122.1	S	461430	7118961	1.7	2.0	2.4	2.2	8.1	18.9	---	---	0
Q	1203.2	B?	461438	7121458	2.4	3.1	1.3	1.5	8.2	5.7	---	---	12
R	1219.4	S?	461470	7122140	1.2	2.6	2.4	2.4	3.6	13.8	---	---	0
S	1248.5	S	461473	7122909	1.1	2.4	2.9	3.5	0.1	34.8	---	---	12
T	1277.5	S?	461532	7123882	0.0	2.3	0.4	4.7	0.1	22.1	---	---	285
U	1292.8	B?	461523	7124355	2.3	1.1	3.3	1.0	5.8	8.4	---	---	12
V	1307.0	D	461491	7124798	2.8	4.4	2.4	0.7	4.0	0.7	---	---	12
W	1313.2	D	461478	7125027	10.8	7.7	4.7	2.4	6.8	5.4	11.3	6	0
X	1317.9	D	461477	7125220	0.3	7.3	4.1	5.4	18.2	31.0	0.4	0	16
Y	1327.0	S?	461450	7125593	0.1	1.7	0.9	2.9	0.3	19.5	---	---	12
LINE 10940													
A	4684.2	S?	461462	7086314	1.7	8.4	1.4	11.5	10.6	77.2	0.9	21	15
B	4664.6	S	461469	7086851	2.0	1.8	0.6	1.3	4.4	8.0	---	---	0
C	4637.4	S?	461495	7087936	4.7	4.1	1.3	5.4	12.1	32.2	6.4	43	15
D	4611.3	D	461485	7088879	5.8	9.5	3.9	11.0	30.4	53.1	2.6	36	15
E	4606.1	B	461476	7089059	3.4	1.7	5.0	4.6	16.1	6.5	---	---	0
F	4564.7	B?	461525	7090457	1.3	3.8	0.8	4.8	8.7	24.6	1.3	25	15
G	4531.5	S	461493	7091800	1.6	4.6	1.8	7.2	13.4	36.9	---	---	0
H	4490.0	S	461552	7093504	0.2	2.4	0.5	3.1	1.5	20.5	---	---	15
I	4452.0	D	461547	7094553	2.8	4.3	1.5	3.7	7.2	20.6	2.3	54	0
J	4440.0	M	461540	7094993	0.3	0.0	0.5	0.4	0.8	0.4	---	---	340
K	4434.5	S?	461545	7095161	4.0	2.4	4.0	3.2	2.6	19.6	10.4	57	0
L	4414.9	D	461540	7095570	1.5	10.8	4.4	6.7	22.9	32.4	0.6	0	15
M	4395.6	D	461567	7096095	3.4	1.3	5.3	0.5	4.4	8.3	20.0	59	15
N	4385.8	S?	461565	7096424	3.2	0.3	1.1	0.1	1.1	0.6	---	---	0
O	4324.0	D	461649	7098478	3.6	6.0	1.0	9.2	19.3	63.1	---	---	0
P	4317.0	B	461652	7098638	4.1	10.6	2.4	19.1	39.8	122.5	2.0	18	0
Q	4300.0	D	461630	7099110	3.0	1.1	0.8	0.1	2.8	0.2	---	---	0
R	4280.0	M	461636	7099707	11.7	4.1	29.0	5.9	23.2	44.9	---	---	53
S	4275.0	M	461635	7099837	1.6	3.5	4.6	5.6	4.0	39.9	---	---	172
T	4263.0	B	461629	7100006	9.2	4.4	17.2	6.4	19.1	7.3	---	---	15
U	4250.0	M	461614	7100163	0.0	1.9	0.2	3.2	0.3	5.1	---	---	196
V	4212.9	S?	461650	7101064	0.1	2.9	0.4	2.1	1.1	13.7	---	---	15
W	4195.8	B?	461632	7101315	1.6	3.0	1.1	1.9	3.0	13.6	---	---	0
X	4147.9	B?	461622	7102616	2.0	4.7	2.9	4.1	6.4	25.4	1.7	22	10
Y	4138.6	D	461637	7102947	5.4	3.8	8.0	10.8	19.2	37.6	9.1	36	0
Z	4133.3	M	461640	7103158	0.7	6.9	1.5	13.3	21.8	47.7	---	---	128
AA	4113.0	B	461672	7103982	2.3	10.2	5.4	11.5	34.5	35.4	1.1	0	0
AB	4101.7	B	461677	7104333	2.7	3.6	1.6	4.4	9.3	8.6	---	---	0
AC	4093.7	B?	461671	7104503	2.9	2.9	0.6	3.4	6.0	11.1	---	---	0
AD	3943.0	S?	461715	7106943	2.7	1.9	4.7	1.4	5.5	10.1	7.3	67	0
AE	3787.9	B?	461736	7110169	0.6	2.5	0.6	0.4	1.6	0.8	---	---	0
AF	3759.1	D	461776	7110330	1.8	5.0	0.1	3.4	9.5	10.3	1.5	15	0

CX = COAXIAL
CP = COPLANAR

Note: EM values shown above are local amplitudes

*Estimated Depth may be unreliable because the stronger part of the conductor may be deeper or to one side of the flight line, or because of a shallow dip or magnetite/overburden effects

JOB 659

EM Anomaly List

Label	Fid	Interp	XUTM m	YUTM m	CX 1104 HZ Real ppm	CX 1104 HZ Quad ppm	CP 877 HZ Real ppm	CP 877 HZ Quad ppm	CP 7180 HZ Real ppm	CP 7180 HZ Quad ppm	Vertical Dike COND siemens	Vertical Dike DEPTH* m	Mag. Corr NT
LINE 10940													
AG	3752.2	B	461754	7110401	4.2	2.9	2.7	0.9	4.5	6.1	8.4	40	0
AH	3742.3	B?	461747	7110569	1.8	5.7	2.5	9.7	3.6	52.6	1.3	15	0
AI	3710.3	B?	461789	7111318	1.0	6.3	0.5	7.0	15.2	37.6	---	---	15
AJ	3620.7	S?	461763	7112676	3.1	1.6	4.1	1.4	3.2	10.0	---	---	0
AK	3564.6	B?	461803	7114114	2.2	5.4	3.5	7.3	21.1	16.4	1.7	8	15
AL	3537.5	B	461820	7114556	0.7	2.6	1.8	7.5	17.5	14.8	0.9	17	0
AM	3527.9	D	461820	7114832	0.2	6.8	4.0	7.7	15.4	26.7	0.4	0	15
AN	3506.2	D	461806	7115137	1.2	4.0	1.7	1.3	3.5	9.9	1.1	12	0
AO	3499.3	D	461806	7115191	2.8	2.7	0.2	1.7	2.2	10.8	---	---	0
AP	3390.1	B?	461832	7117366	1.6	2.6	0.6	3.3	5.6	16.6	1.7	71	0
AQ	3373.4	B?	461825	7117554	1.8	1.8	1.1	0.2	1.7	0.4	3.7	63	0
AR	3333.6	S	461854	7118492	0.3	2.6	1.3	2.7	2.9	19.5	---	---	83
AS	3242.7	B?	461860	7120231	1.4	1.7	1.5	1.7	2.1	11.5	---	---	0
AT	3232.4	B?	461846	7120359	4.1	0.8	1.0	1.9	2.7	13.2	---	---	0
AU	3198.7	B?	461883	7121314	1.7	4.7	1.0	4.9	7.6	29.7	1.4	33	3
AV	3185.7	B?	461874	7121538	2.3	4.3	4.2	5.2	10.2	29.3	---	---	15
AW	3046.0	S	461901	7124042	3.0	0.1	0.3	0.2	0.6	1.1	---	---	0
AX	3030.0	S?	461915	7124560	0.3	5.4	4.7	7.8	7.3	63.7	---	---	2
AY	2994.8	D	461923	7124890	13.9	23.3	34.4	41.0	105.2	67.0	3.4	12	0
AZ	2988.6	D	461935	7124975	23.1	29.3	11.6	26.9	77.0	60.0	6.2	10	15
BA	2977.4	B?	461937	7125253	1.8	5.7	3.4	4.8	5.1	34.7	1.3	28	46
LINE 10950													
A	985.4	B?	461896	7085851	1.8	2.8	1.0	3.7	4.1	24.9	---	---	20
B	1032.7	B?	461867	7087852	3.7	4.2	0.9	4.3	7.2	22.7	---	---	0
C	1051.8	B?	461905	7088473	1.4	1.0	4.2	1.6	3.4	16.1	---	---	50
D	1056.7	D	461891	7088655	1.6	5.6	2.1	3.5	7.7	32.3	1.1	13	20
E	1061.1	B?	461875	7088830	3.2	6.9	2.0	9.0	32.9	50.3	---	---	0
F	1090.6	D	461927	7090161	0.7	5.5	1.4	5.5	11.2	27.0	0.5	0	20
G	1112.4	S?	461900	7091123	1.6	5.2	1.7	8.7	9.1	60.8	---	---	0
H	1140.0	B?	461926	7092159	0.7	1.5	0.8	2.7	2.1	15.7	---	---	0
I	1142.6	B?	461927	7092246	1.0	3.3	1.9	3.7	4.8	25.9	---	---	0
J	1147.0	B?	461929	7092392	0.6	7.2	1.6	10.2	20.7	57.4	0.4	0	0
K	1161.1	S	461936	7092887	1.0	1.5	0.7	0.9	0.4	7.6	---	---	20
L	1181.5	S	461941	7093642	4.6	3.3	1.6	4.8	5.2	38.9	---	---	20
M	1185.2	S	461936	7093796	0.1	5.6	1.0	10.0	14.5	62.4	0.4	0	0
N	1204.1	S	461964	7094588	2.6	1.5	1.4	2.4	4.2	26.3	---	---	20
O	1210.0	M	461957	7094768	1.5	0.6	3.5	2.4	1.7	11.4	---	---	100
P	1221.9	M	461962	7094986	0.8	0.3	3.4	0.6	1.2	2.4	---	---	4
Q	1227.6	B?	461965	7095061	13.3	1.2	14.8	0.1	13.0	1.9	194.1	43	0
R	1267.5	M	461993	7095966	4.7	0.0	6.7	0.8	8.0	1.5	---	---	435
S	1282.3	B?	461967	7096467	1.9	2.6	1.5	1.9	3.0	13.9	---	---	0
T	1288.9	D	461961	7096588	1.0	2.1	2.6	2.2	3.0	14.4	---	---	20
U	1295.0	B?	461951	7096682	2.1	2.3	5.2	2.7	4.8	18.4	---	---	20
V	1306.2	B?	461960	7096855	6.8	1.7	10.0	2.3	8.9	17.4	---	---	0
W	1317.9	B?	461977	7097165	11.4	2.6	28.0	3.3	26.5	24.1	---	---	20

CX = COAXIAL
CP = COPLANAR

Note: EM values shown above are local amplitudes

*Estimated Depth may be unreliable because the stronger part of the conductor may be deeper or to one side of the flight line, or because of a shallow dip or magnetite/overburden effects

JOB 659

EM Anomaly List

Label	Fid	Interp	XUTM m	YUTM m	CX 1104 HZ Real ppm	CX 1104 HZ Quad ppm	CP 877 HZ Real ppm	CP 877 HZ Quad ppm	CP 7180 HZ Real ppm	CP 7180 HZ Quad ppm	Vertical Dike COND siemens	Vertical Dike DEPTH* m	Mag. Corr NT
LINE 10950													
X	1331.9	D	461999	7097475	2.4	2.7	6.5	1.2	7.7	8.4	3.4	64	108
Y	1345.0	B	461986	7097669	0.0	4.4	2.5	1.1	1.3	13.1	---	---	120
Z	1409.1	B?	462004	7099154	4.1	0.4	5.2	0.0	4.0	0.5	---	---	20
AA	1452.5	M	461987	7099602	0.0	2.6	2.0	6.3	1.8	39.2	---	---	0
AB	1470.0	M	461988	7100030	2.1	1.8	1.0	0.4	1.1	14.6	---	---	94
AC	1510.0	S?	462005	7100569	0.2	2.2	7.3	3.2	6.1	23.9	---	---	73
AD	1530.7	B?	462050	7101102	0.5	4.5	3.8	2.5	2.7	15.2	0.5	0	0
AE	1568.0	S	462052	7101831	2.3	2.9	6.4	3.6	2.3	19.9	---	---	0
AF	1630.0	B?	462067	7102709	0.9	3.7	0.1	1.8	2.1	14.6	---	---	0
AG	1653.0	E	462061	7103164	2.2	6.7	1.0	4.8	2.4	37.2	1.4	24	0
AH	1658.8	B?	462055	7103405	4.2	4.1	7.6	5.1	16.5	17.3	---	---	20
AI	1665.0	B?	462047	7103686	2.1	5.5	2.7	10.4	24.5	60.1	---	---	79
AJ	1670.7	B?	462052	7103954	3.1	0.6	4.8	2.8	0.5	1.0	---	---	0
AK	1678.0	B?	462057	7104286	9.3	6.4	15.3	7.3	24.5	41.9	---	---	0
AL	1680.0	B?	462058	7104373	3.5	7.9	14.8	7.5	24.9	43.4	2.1	21	0
AM	1681.0	B?	462058	7104415	3.5	7.9	14.9	7.5	25.0	43.4	---	---	0
AN	1710.9	B?	462081	7105447	0.6	2.9	1.9	4.3	11.2	9.4	---	---	0
AO	1740.9	B?	462077	7106175	0.8	1.4	1.5	0.5	3.4	1.8	---	---	20
LINE 10951													
A	2040.0	M	462124	7109614	4.5	3.5	9.3	1.8	9.1	3.6	---	---	0
B	2042.8	D	462134	7109664	12.3	5.1	16.0	3.6	18.6	13.2	25.6	22	10
C	2049.8	B?	462142	7109787	5.2	2.2	0.3	4.5	21.0	12.7	---	---	0
D	2079.2	B?	462130	7110191	1.6	3.8	1.2	2.6	3.5	18.8	---	---	5
E	2093.2	B?	462137	7110332	1.0	6.9	1.1	10.4	25.4	53.5	0.6	0	0
F	2141.2	B?	462139	7111242	1.0	6.7	2.1	10.4	18.6	58.1	0.6	4	10
G	2158.0	S	462146	7111800	0.1	6.8	0.3	9.1	9.0	62.0	---	---	10
H	2195.0	S?	462150	7113009	2.9	2.7	1.1	4.3	0.7	33.5	---	---	10
I	2214.1	B	462144	7113718	4.5	7.4	1.9	8.2	14.5	34.4	---	---	8
J	2236.8	B	462198	7114248	4.4	42.2	3.8	42.4	102.2	235.4	0.7	0	10
K	2276.6	S?	462196	7114994	0.7	4.1	0.1	9.3	23.5	55.0	0.6	3	10
L	2293.4	B?	462166	7115239	0.6	4.0	2.3	4.2	4.9	30.8	0.5	4	20
M	2370.0	S	462199	7116235	4.8	5.7	7.2	7.9	5.7	58.9	---	---	18
N	2395.8	S	462214	7116911	1.5	1.7	6.2	1.2	8.3	8.6	---	---	0
O	2484.0	B?	462219	7117995	2.4	9.5	9.6	11.7	8.4	86.9	---	---	125
P	2487.9	S?	462228	7118157	1.8	5.0	10.3	12.0	13.8	91.3	---	---	10
Q	2611.9	B?	462254	7120578	1.4	1.9	1.5	0.6	3.7	3.4	---	---	10
R	2624.7	B?	462241	7120841	2.3	2.2	2.3	1.4	2.9	6.3	4.2	51	10
S	2644.5	D	462244	7121255	1.1	2.5	2.1	1.5	1.3	11.5	1.4	51	0
T	2674.0	M	462305	7122404	0.4	1.1	0.2	1.6	0.2	6.0	---	---	341
U	2687.5	M	462300	7122863	0.4	1.5	2.6	2.0	2.6	14.1	---	---	0
V	2740.0	S	462287	7124067	1.1	5.4	1.6	8.7	2.3	69.9	---	---	0
W	2754.0	E	462298	7124304	0.5	4.5	1.3	3.1	2.2	22.8	0.4	11	0
X	2786.3	D	462336	7124928	15.0	18.9	10.3	18.2	43.5	41.9	5.4	16	10

CX = COAXIAL
CP = COPLANAR

Note: EM values shown above are local amplitudes

*Estimated Depth may be unreliable because the stronger part of the conductor may be deeper or to one side of the flight line, or because of a shallow dip or magnetite/overburden effects

JOB 659

EM Anomaly List

Label	Fid	Interp	XUTM m	YUTM m	CX 1104 HZ Real ppm	CX 1104 HZ Quad ppm	CP 877 HZ Real ppm	CP 877 HZ Quad ppm	CP 7180 HZ Real ppm	CP 7180 HZ Quad ppm	Vertical Dike COND siemens	Vertical Dike DEPTH* m	Mag. Corr NT
LINE 10952													
A	4503.1	S?	461990	7104771	29.9	2.1	5.6	4.1	12.0	24.4	---	---	0
B	4489.4	B?	462012	7105398	3.1	2.7	1.4	3.7	10.0	12.1	---	---	0
C	4466.1	S	462028	7106217	6.2	1.2	0.5	2.9	5.7	18.8	---	---	0
D	4435.6	B?	462151	7107317	9.0	6.0	11.9	11.0	14.1	63.7	11.5	41	0
E	4432.2	B?	462159	7107429	2.4	9.1	0.1	10.8	10.4	63.6	---	---	10
F	4420.3	B?	462149	7107727	13.6	4.6	25.4	3.8	23.7	30.7	36.7	29	0
G	4412.5	M	462114	7108003	1.5	1.2	5.4	3.1	5.2	8.1	---	---	322
H	4398.7	B?	462069	7108712	5.4	0.8	2.3	1.7	3.9	6.2	---	---	0
I	4374.9	B?	462089	7109604	0.5	1.7	3.3	2.5	14.9	5.4	1.0	31	10
J	4363.6	B?	462139	7110001	4.0	0.8	0.0	0.0	0.4	0.4	---	---	2
K	4354.2	D	462160	7110192	3.9	2.4	0.6	2.5	6.7	12.8	9.9	52	0
LINE 10960													
A	8609.2	D	462275	7085766	3.3	9.1	12.5	20.6	14.1	144.8	1.8	28	0
B	8606.0	S?	462272	7085858	3.0	12.4	9.5	20.6	13.0	144.5	1.2	23	17
C	8598.0	M	462267	7086048	6.5	1.4	1.3	3.3	0.9	18.2	---	---	139
D	8590.6	B?	462249	7086221	7.5	2.2	22.0	1.4	18.3	10.0	---	---	83
E	8570.8	D	462240	7086791	0.9	2.9	1.6	2.9	5.5	18.1	1.0	30	0
F	8545.5	B?	462249	7087645	1.9	3.8	0.4	4.8	15.2	18.9	1.9	35	0
G	8537.8	D	462274	7087935	1.5	5.8	1.7	5.4	17.9	27.8	1.0	5	0
H	8505.3	B?	462275	7089045	0.7	4.5	0.6	6.2	9.0	37.0	0.6	13	0
I	8488.0	S	462293	7089575	2.1	2.7	6.1	5.0	2.8	30.7	---	---	0
J	8455.3	S?	462320	7090619	1.3	10.5	0.8	13.0	9.4	92.6	---	---	0
K	8414.4	S	462323	7092090	1.8	14.0	1.4	19.4	25.4	125.0	---	---	0
L	8247.7	S	462383	7096176	15.2	1.9	28.8	3.4	25.8	24.2	1.0	0	0
M	8244.0	M	462380	7096255	0.1	0.2	6.0	0.4	4.8	1.4	---	---	488
N	8233.2	S	462374	7096453	7.8	1.5	11.4	1.6	18.0	10.8	---	---	0
O	8210.0	M	462371	7097024	3.2	0.9	10.6	2.3	111.9	11.7	---	---	105
P	8199.3	S?	462387	7097348	0.1	5.4	66.2	9.5	10.5	45.3	---	---	15
Q	8125.0	S	462403	7098553	1.0	2.4	2.4	3.6	3.9	23.5	---	---	15
R	8070.3	M	462409	7099406	9.4	0.1	18.5	0.1	16.9	0.5	---	---	0
S	8040.9	B?	462422	7099867	3.6	1.9	5.5	1.7	10.9	9.8	---	---	15
T	8000.0	S	462439	7100825	0.4	1.6	2.2	2.9	2.8	22.8	---	---	0
U	7977.6	S?	462454	7101481	4.3	0.7	8.0	2.3	9.0	16.4	---	---	15
V	7872.7	S?	462423	7103154	1.6	8.3	2.0	13.4	11.3	89.1	---	---	15
W	7841.8	B	462428	7104062	24.5	2.2	55.8	9.7	54.9	74.2	249.5	35	0
X	7836.6	B	462438	7104218	22.4	10.3	51.6	7.3	44.2	54.6	26.8	22	0
Y	7832.0	B	462458	7104355	4.1	5.9	20.3	8.9	11.7	79.7	2.9	53	15
Z	7821.8	B	462468	7104620	17.4	4.6	41.1	3.0	24.1	12.7	57.8	26	0
AA	7816.0	B	462467	7104773	11.5	11.6	23.2	13.5	55.8	91.6	6.9	29	285
AB	7811.5	D	462459	7104906	20.0	13.7	27.0	12.3	55.6	75.2	14.5	16	0
AC	7801.8	B?	462458	7105217	3.9	21.4	4.0	29.8	104.9	112.8	1.1	0	2
AD	7798.7	B?	462461	7105325	4.0	17.7	3.4	23.2	68.8	73.9	1.3	0	5
AE	7783.0	D	462441	7105822	38.2	50.0	67.5	90.4	209.9	128.9	7.0	1	0
AF	7741.7	S?	462477	7106520	1.2	4.0	1.0	4.2	4.3	28.4	---	---	0

CX = COAXIAL
CP = COPLANAR

Note: EM values shown above are local amplitudes

*Estimated Depth may be unreliable because the stronger part of the conductor may be deeper or to one side of the flight line, or because of a shallow dip or magnetite/overburden effects

EM Anomaly List

Label	Fid	Interp	XUTM m	YUTM m	CX 1104 HZ Real ppm	CX 1104 HZ Quad ppm	CP 877 HZ Real ppm	CP 877 HZ Quad ppm	CP 7180 HZ Real ppm	CP 7180 HZ Quad ppm	Vertical Dike COND siemens	Vertical Dike DEPTH* m	Mag. Corr NT
LINE 10960													
AG	7701.8	B?	462484	7106629	13.3	6.0	4.0	9.5	13.3	61.7	23.4	38	0
AH	7700.2	B?	462485	7106636	10.9	5.1	2.8	10.0	12.3	71.3	20.8	45	4
AI	7648.3	S?	462480	7107575	2.1	5.7	0.9	4.8	7.2	33.1	1.5	18	15
AJ	7639.8	S?	462503	7107734	3.5	1.1	2.9	2.1	1.0	5.0	---	---	0
AK	7611.1	D	462490	7108234	2.5	13.9	1.4	19.0	15.8	128.3	0.9	1	0
AL	7558.2	B	462546	7108882	0.8	9.5	1.9	10.2	17.8	53.4	0.4	0	15
AM	7463.6	D	462524	7109968	5.3	6.7	3.1	10.8	30.4	28.2	3.8	27	0
AN	7455.8	D	462513	7109999	5.2	7.2	4.7	16.0	43.7	59.6	3.3	32	15
AO	7451.6	D	462513	7110014	3.4	6.8	5.0	15.3	44.5	79.3	1.7	42	15
AP	7430.7	B	462522	7110182	0.9	0.3	0.0	0.1	0.3	0.1	---	---	0
AQ	7396.0	B?	462528	7110412	2.0	2.7	3.3	5.1	12.1	32.4	---	---	0
AR	7379.4	B?	462535	7110610	0.7	2.6	0.1	3.3	4.6	16.1	---	---	15
AS	7329.7	B?	462601	7111676	1.0	5.2	2.0	10.2	14.0	65.5	---	---	0
AT	7180.0	S	462587	7114123	3.5	3.1	8.8	4.1	4.7	30.4	---	---	0
AU	7161.3	B?	462596	7114643	0.6	3.5	3.3	3.5	13.9	23.7	---	---	15
AV	7128.6	D	462581	7115283	1.1	10.0	0.1	7.7	16.0	43.4	0.5	0	0
AW	7080.0	S	462585	7115868	6.8	2.5	12.8	4.8	12.3	32.1	---	---	15
AX	7035.7	B?	462614	7117051	0.6	1.6	2.4	1.0	6.4	5.9	---	---	97
AY	6925.0	S	462634	7119406	0.6	2.5	0.6	4.6	0.2	39.7	---	---	0
AZ	6825.0	B?	462626	7120664	1.4	0.7	0.3	0.5	0.3	1.1	---	---	0
BA	6786.6	B?	462676	7121153	1.6	1.5	1.0	1.0	3.1	4.0	---	---	0
BB	6708.8	S	462701	7122943	4.8	0.6	5.7	0.1	4.7	9.6	---	---	15
BC	6664.6	B?	462676	7123778	1.5	3.3	1.9	4.4	6.8	25.5	---	---	0
BD	6616.8	B?	462702	7123910	3.3	2.1	3.7	0.8	2.4	6.2	---	---	12
BE	6555.2	B?	462733	7124151	2.7	5.4	0.7	5.9	12.6	33.9	1.6	42	0
BF	6542.3	B?	462709	7124331	3.0	4.3	0.5	4.7	5.0	26.6	2.5	56	0
LINE 10970													
A	4737.8	S?	462775	7085422	0.3	7.9	1.8	13.1	15.5	85.6	---	---	0
B	4751.8	B?	462721	7085700	2.9	0.5	0.2	3.1	4.1	15.3	43.8	87	14
C	4782.1	B?	462712	7086484	1.3	4.1	1.1	3.5	5.2	16.2	1.2	27	14
D	4797.2	B?	462723	7087037	1.8	5.5	1.8	5.7	14.0	27.2	1.4	21	0
E	4815.0	B?	462707	7087681	1.7	0.6	1.5	1.2	1.2	1.4	---	---	47
F	4823.0	S	462698	7088009	0.5	3.9	0.6	5.1	6.3	32.0	---	---	0
G	4838.7	B?	462704	7088601	1.7	1.8	0.3	1.2	1.6	6.9	3.3	73	13
H	4844.2	B?	462694	7088828	4.9	16.3	10.2	21.3	59.8	113.7	1.7	7	14
I	4899.0	H	462703	7091321	0.8	2.9	1.6	3.0	10.7	8.0	---	---	13
J	4917.4	S?	462743	7092183	2.1	2.5	0.0	4.9	4.3	27.1	3.1	60	0
K	4951.0	B?	462745	7093464	0.5	2.1	1.7	2.0	2.1	9.3	0.8	13	14
L	4968.7	S	462763	7094084	1.8	4.1	0.3	6.6	11.5	43.6	---	---	0
M	4983.2	B?	462761	7094636	0.1	6.2	1.2	6.7	15.8	32.4	---	---	14
N	4985.5	B?	462754	7094718	2.5	6.6	0.3	6.7	15.8	32.4	1.7	16	0
O	5025.0	S	462789	7096120	5.3	1.2	8.8	2.6	10.0	19.0	---	---	53
P	5032.0	M	462776	7096463	0.1	2.4	0.9	2.8	0.7	20.0	---	---	112
Q	5065.0	M	462779	7097644	0.2	0.8	1.1	1.6	0.7	10.0	---	---	0
R	5079.5	M	462793	7097848	9.6	0.2	16.9	0.6	14.6	3.4	---	---	0

CX = COAXIAL
CP = COPLANAR

Note: EM values shown above are local amplitudes

*Estimated Depth may be unreliable because the stronger part of the conductor may be deeper or to one side of the flight line, or because of a shallow dip or magnetite/overburden effects

JOB 659

EM Anomaly List

Label	Fid	Interp	XUTM m	YUTM m	CX 1104 HZ Real ppm	CX 1104 HZ Quad ppm	CP 877 HZ Real ppm	CP 877 HZ Quad ppm	CP 7180 HZ Real ppm	CP 7180 HZ Quad ppm	Vertical Dike COND siemens	Vertical Dike DEPTH* m	Mag. Corr NT
LINE 10970													
S	5148.0	M	462811	7099245	7.5	0.5	1.0	0.2	0.5	1.0	---	---	0
T	5170.0	M	462799	7099637	0.2	0.2	1.4	0.7	1.0	4.3	---	---	0
U	5189.0	M	462829	7100078	0.0	1.2	0.5	1.5	0.3	11.7	---	---	116
V	5207.5	M	462844	7100792	0.4	0.8	0.8	0.8	0.4	4.4	---	---	228
W	5222.5	B?	462837	7101386	5.0	3.6	5.6	5.4	16.3	3.8	8.4	36	14
X	5317.2	D	462846	7104701	0.3	4.4	0.4	4.2	1.7	21.8	0.4	0	0
Y	5321.5	D	462842	7104886	6.9	18.4	2.7	10.9	21.2	52.3	2.3	9	30
Z	5327.3	D	462850	7105127	2.8	5.2	6.9	14.0	37.6	10.6	1.7	50	0
AA	5332.9	D	462863	7105363	2.3	6.6	0.1	4.1	12.1	22.9	1.5	9	7
AB	5337.5	D	462869	7105553	4.0	7.1	1.6	6.0	19.3	31.0	---	---	0
AC	5344.6	D	462861	7105799	19.5	24.0	11.2	24.1	59.3	67.9	6.1	0	0
AD	5403.1	D	462896	7107631	5.5	7.5	1.8	4.1	8.5	19.0	3.5	32	0
AE	5445.4	B?	462919	7108618	4.1	1.9	4.4	0.1	4.6	0.4	---	---	0
AF	5455.3	B?	462939	7108808	4.6	0.1	3.2	0.1	2.9	0.3	---	---	0
AG	5513.0	B	462950	7109891	2.6	22.6	3.0	24.3	52.4	118.5	---	---	14
AH	5524.4	D	462914	7110124	12.7	15.5	20.3	26.9	62.4	21.2	5.3	25	0
AI	5526.3	D	462918	7110173	16.9	22.8	21.9	38.4	99.1	69.6	5.1	20	8
AJ	5536.0	B?	462948	7110482	2.5	3.5	1.4	4.0	5.7	19.7	2.5	64	14
AK	5552.2	S	462968	7111144	0.6	4.1	0.1	3.1	5.6	29.0	---	---	0
AL	5560.0	S	462975	7111444	1.1	7.5	0.9	9.6	9.6	63.3	---	---	14
AM	5584.4	B?	462960	7112042	2.3	1.9	1.9	1.0	0.1	8.5	---	---	0
AN	5604.9	B?	462963	7112381	0.4	1.8	0.4	1.2	7.5	9.7	0.9	33	18
AO	5628.1	B?	462966	7113044	1.2	3.5	0.7	4.9	4.3	43.3	1.2	41	0
AP	5644.8	B?	462978	7113254	2.3	2.7	2.4	2.6	8.6	3.3	---	---	13
AQ	5685.4	B?	462987	7113748	5.6	0.3	2.1	3.5	2.1	19.4	412.9	67	0
AR	5724.5	B?	462990	7114966	2.4	4.2	0.1	0.3	0.4	14.9	1.8	60	1
AS	5730.0	B?	462997	7115057	2.3	1.7	1.8	0.8	4.6	7.2	---	---	0
AT	5746.9	D	463000	7115387	0.4	2.4	0.7	2.9	9.1	12.5	---	---	14
AU	5860.0	M	463018	7117082	0.2	0.6	0.6	0.4	0.5	2.6	---	---	28
AV	5889.3	B?	463027	7117376	0.7	2.7	2.3	2.0	2.9	7.2	---	---	0
AW	5929.6	E	463018	7117728	3.4	1.2	5.0	0.0	5.5	2.2	---	---	0
AX	5939.4	B?	463028	7117954	4.9	2.2	6.2	0.4	5.1	30.1	---	---	14
AY	5980.0	S	463049	7119489	1.9	2.4	1.7	2.4	4.4	17.7	---	---	0
AZ	6006.6	S?	463041	7120203	1.0	2.1	1.0	1.5	0.4	10.9	---	---	14
BA	6042.3	B?	463024	7120528	13.1	1.1	23.4	2.0	19.9	10.7	---	---	14
BB	6086.5	B?	463048	7121073	2.7	2.9	5.2	2.0	8.7	10.6	---	---	0
BC	6092.7	B?	463061	7121259	0.7	2.1	0.0	4.5	12.8	21.6	---	---	37
BD	6253.5	B?	463123	7123613	1.7	2.3	0.4	1.5	0.6	7.6	---	---	0
BE	6271.4	B?	463090	7123730	3.4	2.2	1.0	4.2	6.6	28.5	---	---	14
BF	6292.0	B?	463089	7123938	0.0	5.5	0.5	2.3	0.7	12.7	---	---	0
BG	6304.9	B?	463094	7124068	0.9	15.6	1.0	16.9	11.5	116.1	0.4	0	0
BH	6319.3	B?	463099	7124243	1.3	4.6	2.1	4.1	4.0	23.2	---	---	0
BI	6357.7	B?	463132	7125246	3.1	3.7	1.6	4.1	8.0	25.5	---	---	0
LINE 10980													
A	4659.1	S?	463056	7085478	1.0	18.5	0.9	25.0	27.2	168.1	---	---	0

CX = COAXIAL
CP = COPLANAR

Note: EM values shown above are local amplitudes

*Estimated Depth may be unreliable because the stronger part of the conductor may be deeper or to one side of the flight line, or because of a shallow dip or magnetite/overburden effects

EM Anomaly List

Label	Fid	Interp	XUTM m	YUTM m	CX 1104 HZ Real ppm	CX 1104 HZ Quad ppm	CP 877 HZ Real ppm	CP 877 HZ Quad ppm	CP 7180 HZ Real ppm	CP 7180 HZ Quad ppm	Vertical Dike COND siemens	Vertical Dike DEPTH* m	Mag. Corr NT
LINE 10980													
B	4635.9	D	463070	7086122	1.5	13.5	1.0	17.8	19.1	123.4	0.5	3	0
C	4622.0	B?	463075	7086475	1.8	4.6	1.6	5.2	12.6	20.5	---	---	15
D	4617.1	B?	463079	7086630	2.3	7.2	2.3	9.2	32.3	55.3	---	---	14
E	4612.0	B?	463067	7086809	3.0	8.3	3.5	11.4	33.0	37.3	---	---	15
F	4598.6	S?	463070	7087320	1.4	2.8	2.6	3.1	4.1	19.3	1.6	42	15
G	4586.0	D	463063	7087749	1.9	9.1	4.3	9.3	9.1	64.5	0.9	9	15
H	4573.6	B?	463087	7088082	1.3	3.1	2.1	1.9	2.8	12.9	1.4	43	15
I	4549.7	B?	463111	7088743	0.9	3.6	5.3	8.3	14.0	49.4	0.9	24	15
J	4520.0	S	463136	7089607	3.0	1.7	4.8	1.0	5.8	9.1	---	---	15
K	4485.0	M	463137	7090708	0.5	4.5	0.7	7.1	4.8	45.2	---	---	113
L	4465.1	S	463138	7091397	1.1	4.3	1.4	6.2	13.9	35.0	---	---	0
M	4424.0	B?	463145	7092741	3.0	5.1	3.4	8.8	12.1	32.8	2.0	50	0
N	4377.3	B	463132	7094026	2.9	14.0	0.6	11.8	17.9	88.2	1.1	1	0
O	4340.0	S?	463140	7094882	1.5	2.7	0.9	3.2	3.8	19.8	---	---	0
P	4335.9	S?	463138	7094984	0.8	3.1	1.1	3.3	1.3	26.8	---	---	0
Q	4314.0	M	463190	7095520	0.1	1.4	1.2	2.9	1.6	14.4	---	---	311
R	4257.0	M	463198	7096517	0.0	2.7	4.1	3.9	5.3	21.2	---	---	145
S	4251.6	B?	463198	7096635	9.0	1.9	12.0	1.9	13.8	18.5	66.0	35	0
T	4214.9	B?	463185	7097235	17.0	2.3	41.3	2.1	38.6	8.9	1.0	0	15
U	4205.0	M	463182	7097357	7.9	0.4	29.2	0.2	26.4	6.8	---	---	0
V	4197.3	B?	463173	7097476	7.6	1.8	13.1	1.5	12.8	7.6	---	---	15
W	4107.0	S?	463203	7099242	1.0	3.4	2.0	5.6	1.7	35.2	---	---	162
X	4090.3	B?	463191	7099580	1.9	8.6	6.4	11.1	23.2	73.4	1.0	8	0
Y	4070.0	M	463211	7100097	0.3	1.6	0.5	2.8	0.0	9.4	---	---	293
Z	4039.0	M	463221	7100942	0.0	0.9	0.0	1.8	5.7	6.0	---	---	6
AA	4016.8	B?	463207	7101613	1.8	2.8	1.1	2.5	0.0	14.8	2.0	71	0
AB	3985.0	M	463193	7102549	0.2	1.2	0.1	1.8	0.3	9.6	---	---	47
AC	3900.0	M	463239	7103719	0.1	0.9	0.0	1.2	4.8	5.3	---	---	0
AD	3863.4	D	463224	7104707	0.1	3.4	0.5	4.3	7.1	19.7	0.4	0	16
AE	3857.6	B	463219	7104894	2.5	2.8	2.1	4.4	14.4	10.7	---	---	15
AF	3850.0	B	463259	7105141	0.0	5.5	1.0	7.4	14.3	45.0	---	---	0
AG	3833.6	B?	463289	7105587	1.2	4.4	5.6	9.6	25.1	21.0	---	---	0
AH	3825.8	D	463288	7105776	26.0	24.8	27.6	37.3	82.9	54.6	9.8	0	104
AI	3792.0	S	463313	7106665	0.7	0.7	0.4	1.2	2.0	10.8	---	---	0
AJ	3739.3	D	463299	7107832	3.2	10.3	1.8	10.3	38.3	37.3	1.5	4	0
AK	3720.1	B?	463310	7108076	5.2	7.9	3.9	7.8	0.2	51.7	---	---	0
AL	3711.0	B?	463311	7108130	2.5	0.6	4.0	2.4	3.9	10.4	---	---	0
AM	3696.3	B?	463303	7108220	0.6	4.6	0.7	3.2	2.0	16.1	---	---	14
AN	3643.1	B?	463332	7108831	3.4	1.7	0.3	1.5	3.1	8.9	12.5	43	0
AO	3631.5	S?	463339	7108978	1.5	3.2	0.8	5.4	13.2	30.4	---	---	2
AP	3588.4	B?	463366	7109811	2.6	18.4	2.6	24.0	3.2	150.7	0.8	2	15
AQ	3566.0	D	463348	7110181	6.1	4.7	6.5	5.6	15.0	12.9	8.1	30	20
AR	3562.4	D	463351	7110301	3.4	4.5	0.2	1.0	3.5	7.2	3.1	44	0
AS	3553.3	D	463356	7110618	4.3	5.8	4.7	5.2	11.0	19.2	3.2	41	0
AT	3513.2	S?	463354	7111711	1.0	1.1	0.7	0.3	0.5	0.9	---	---	15
AU	3483.3	B?	463362	7112175	4.9	1.2	9.2	2.5	8.8	11.3	---	---	0

CX = COAXIAL
CP = COPLANAR

Note: EM values shown above are local amplitudes

*Estimated Depth may be unreliable because the stronger part of the conductor may be deeper or to one side of the flight line, or because of a shallow dip or magnetite/overburden effects

JOB 659

EM Anomaly List

Label	Fid	Interp	XUTM m	YUTM m	CX 1104 HZ Real ppm	CX 1104 HZ Quad ppm	CP 877 HZ Real ppm	CP 877 HZ Quad ppm	CP 7180 HZ Real ppm	CP 7180 HZ Quad ppm	Vertical Dike COND siemens	Vertical Dike DEPTH* m	Mag. Corr NT
LINE 10980													
AV	3477.0	M	463365	7112292	4.0	1.1	5.2	2.6	7.3	13.7	---	---	6
AW	3361.9	S?	463388	7113835	1.5	2.0	0.5	5.3	3.0	35.3	2.4	77	15
AX	3319.0	B?	463403	7114998	2.3	4.6	1.5	4.9	18.7	25.5	1.5	68	5
AY	3311.5	B?	463406	7115231	2.8	6.9	5.8	9.2	36.6	50.3	1.8	30	0
AZ	3300.0	M	463411	7115574	1.3	3.1	0.2	6.9	0.1	52.6	---	---	15
BA	3295.7	E	463413	7115668	0.8	3.5	4.0	4.7	6.4	33.9	0.8	31	15
BB	3203.1	S?	463422	7116648	4.1	1.2	3.3	0.7	3.1	5.8	---	---	0
BC	3169.7	B?	463416	7117176	0.7	4.8	2.9	2.8	2.5	18.2	0.5	0	15
BD	3157.9	B?	463411	7117221	1.7	0.8	0.3	0.2	0.0	0.1	---	---	15
BE	3126.1	B?	463416	7117587	1.6	1.3	1.0	0.2	2.1	1.3	---	---	0
BF	3119.7	B?	463420	7117693	1.7	1.4	0.6	2.6	3.7	18.9	4.8	76	15
BG	3068.0	S?	463466	7119134	0.3	4.9	1.0	8.7	1.1	66.9	---	---	0
BH	3022.1	S?	463481	7119616	5.1	2.4	6.8	2.6	3.4	14.6	---	---	15
BI	3006.0	M	463481	7119858	0.0	2.5	0.7	3.4	0.8	18.8	---	---	24
BJ	2979.7	B?	463496	7120218	0.2	1.7	13.6	1.2	10.2	7.3	---	---	0
BK	2935.4	B?	463483	7120556	5.2	3.5	2.0	6.1	2.4	34.6	9.7	43	0
BL	2927.5	B?	463475	7120649	1.8	2.5	3.3	2.2	4.7	17.6	---	---	0
BM	2917.9	D	463481	7120807	3.5	4.2	8.3	4.2	7.4	31.2	3.6	52	0
BN	2900.0	M	463448	7121232	0.1	1.1	1.5	1.2	2.9	5.2	---	---	15
BO	2885.0	M	463492	7121499	2.7	1.4	9.1	1.7	5.5	9.9	---	---	69
BP	2850.0	S?	463533	7121870	0.8	2.6	1.0	5.0	1.1	28.0	---	---	234
BQ	2827.3	M	463502	7122365	5.3	2.8	8.8	4.6	8.9	1.1	---	---	2
BR	2770.0	M	463525	7123670	0.1	0.6	12.0	0.5	9.6	0.9	---	---	15
BS	2755.0	M	463533	7123826	0.3	0.1	11.3	1.0	11.6	1.8	---	---	0
BT	2730.8	B?	463512	7124007	3.2	1.8	2.7	0.5	1.4	1.4	10.6	52	0
BU	2670.0	S	463521	7124906	1.4	0.6	0.2	1.9	0.5	12.6	---	---	0
BV	2645.3	D	463573	7125620	3.7	3.7	0.8	1.6	1.1	9.4	4.6	55	0
BW	2641.3	B?	463592	7125698	0.5	1.2	0.7	0.6	1.4	1.6	---	---	0
BX	2629.2	B?	463682	7125879	3.5	4.8	1.5	5.0	7.6	51.2	3.0	53	15
LINE 10990													
A	1097.0	B?	463461	7085543	0.7	2.0	0.4	0.1	8.5	0.1	1.1	39	0
B	1104.2	B?	463482	7085625	1.7	2.1	4.5	1.7	0.3	12.8	2.7	79	0
C	1132.5	M	463493	7086466	4.2	2.2	1.9	2.8	1.1	11.0	---	---	0
D	1134.6	B?	463492	7086530	4.5	5.8	8.3	6.8	15.3	31.8	3.5	47	17
E	1141.5	B?	463491	7086739	2.9	5.3	5.7	7.2	20.5	41.8	1.8	56	17
F	1204.5	B?	463515	7088234	2.2	7.7	0.3	7.5	2.6	51.5	1.3	18	0
G	1220.0	B?	463496	7088445	1.4	3.2	5.1	1.4	2.8	10.3	---	---	0
H	1233.2	B?	463481	7088630	1.8	4.4	3.9	3.4	2.2	18.9	1.6	37	0
I	1252.0	M	463511	7089081	1.2	1.1	2.4	0.3	1.4	4.4	---	---	616
J	1253.0	D	463514	7089115	1.3	1.6	3.4	0.3	2.4	3.1	---	---	184
K	1255.0	M	463518	7089181	1.5	0.2	3.4	0.3	0.2	2.5	---	---	657
L	1307.9	E	463524	7091227	3.4	4.2	2.0	3.1	6.2	22.7	---	---	0
M	1311.9	S	463524	7091362	2.1	5.4	1.3	6.7	11.9	47.2	---	---	0
N	1340.0	S	463541	7092370	1.3	2.0	1.8	4.2	3.6	22.5	---	---	11
O	1366.0	B?	463517	7093233	1.0	3.1	1.0	2.5	9.1	12.2	---	---	17

CX = COAXIAL
CP = COPLANAR

Note: EM values shown above are local amplitudes

*Estimated Depth may be unreliable because the stronger part of the conductor may be deeper or to one side of the flight line, or because of a shallow dip or magnetite/overburden effects

EM Anomaly List

Label	Fid	Interp	XUTM m	YUTM m	CX 1104 HZ Real ppm	CX 1104 HZ Quad ppm	CP 877 HZ Real ppm	CP 877 HZ Quad ppm	CP 7180 HZ Real ppm	CP 7180 HZ Quad ppm	Vertical Dike COND siemens	Vertical Dike DEPTH* m	Mag. Corr NT
LINE 10990													
P	1397.2	B?	463520	7093941	1.8	11.6	1.0	14.6	24.1	102.1	0.7	0	17
Q	1443.0	M	463590	7095503	0.4	2.3	1.9	4.1	1.8	27.5	---	---	48
LINE 10991													
A	775.0	M	463593	7096687	0.9	0.0	0.6	0.3	0.4	1.1	---	---	225
B	803.6	B?	463601	7097188	1.4	2.7	0.6	1.5	2.4	9.6	---	---	0
C	811.0	B?	463589	7097288	2.2	1.7	2.1	1.6	3.4	9.0	5.6	56	12
D	1000.0	S?	463581	7099442	2.5	4.2	3.3	4.3	5.0	26.9	1.9	59	12
E	1005.0	M	463573	7099606	0.0	3.6	2.9	5.1	2.4	35.3	---	---	19
F	1021.7	S?	463606	7100206	1.1	4.2	0.1	5.4	2.4	33.1	---	---	0
G	1065.0	S	463655	7101753	0.6	3.2	1.9	4.8	4.0	29.0	---	---	0
H	1120.0	M	463668	7103203	5.7	1.5	5.4	1.4	6.6	6.6	---	---	0
I	1176.2	S?	463670	7103867	0.3	1.6	1.1	0.6	1.0	4.2	---	---	0
J	1201.9	B?	463692	7104246	11.4	2.2	8.5	1.8	13.8	13.6	---	---	0
K	1210.0	M	463688	7104314	3.5	0.7	8.1	1.5	7.2	11.4	---	---	0
L	1264.2	S?	463667	7104863	0.5	2.4	0.6	3.2	3.3	12.5	---	---	12
M	1274.8	B?	463676	7105136	0.0	1.3	1.6	0.3	7.5	2.8	---	---	12
N	1283.4	S?	463695	7105348	1.8	5.5	0.8	4.7	1.5	35.6	1.3	18	0
O	1318.3	D	463739	7105792	3.3	3.1	0.1	0.4	0.6	4.1	5.0	50	0
P	1328.4	B?	463705	7105879	2.3	0.3	0.1	1.4	0.2	8.2	63.3	89	23
Q	1340.0	B	463684	7106049	4.5	3.3	5.7	4.7	10.8	1.0	---	---	0
R	1469.6	S?	463705	7108716	1.6	3.1	0.2	4.8	4.2	32.5	---	---	0
S	1499.2	B?	463740	7109069	2.8	4.5	0.7	3.7	7.2	20.4	2.1	43	0
T	1521.4	B?	463723	7109379	0.1	2.2	0.1	1.4	0.1	9.0	---	---	0
U	1548.0	B?	463720	7109727	4.3	0.4	0.6	2.2	2.1	15.8	---	---	0
V	1559.5	B?	463724	7109775	3.5	3.1	10.7	3.1	4.5	18.2	5.6	57	0
W	1580.1	B?	463743	7109978	2.9	0.5	4.5	0.1	4.3	8.7	---	---	0
X	1595.9	B?	463746	7110251	6.8	3.1	9.1	3.2	13.7	28.0	---	---	12
Y	1725.0	B?	463810	7113742	2.3	1.6	0.8	1.6	4.3	7.9	---	---	0
LINE 10992													
A	2275.6	B?	463889	7120473	1.5	6.7	1.1	6.5	13.5	32.5	0.9	9	0
B	2279.4	B?	463893	7120569	1.1	5.3	1.4	8.4	20.6	39.9	---	---	0
C	2285.2	B?	463891	7120723	1.2	3.2	0.7	5.7	10.7	26.6	---	---	20
D	2301.5	M	463875	7121162	0.0	0.7	5.2	1.0	4.0	5.6	---	---	228
E	2312.0	M	463882	7121464	1.9	0.7	6.4	0.7	3.2	4.0	---	---	0
F	2350.0	S	463900	7122493	2.0	2.6	0.8	2.7	0.7	19.7	---	---	0
G	2514.8	B	463911	7125998	2.9	2.5	2.5	4.9	10.8	10.4	---	---	0
LINE 10993													
A	4187.9	S?	463818	7115739	4.8	2.6	1.1	3.3	2.8	25.1	---	---	0
B	4173.0	M	463782	7116312	5.5	0.5	3.4	1.2	1.1	12.1	---	---	0
C	4156.2	B?	463756	7116842	5.1	1.0	2.2	1.8	3.5	13.4	47.0	73	0
D	4138.3	S?	463809	7117540	3.7	2.2	1.9	1.9	0.3	10.1	---	---	0
E	4088.5	B?	463920	7119235	5.6	1.9	2.3	3.3	6.3	13.8	---	---	22
F	4077.3	B?	463880	7119511	3.0	0.6	1.6	0.5	1.7	2.4	---	---	0

CX = COAXIAL
CP = COPLANAR

Note: EM values shown above are local amplitudes

*Estimated Depth may be unreliable because the stronger part of the conductor may be deeper or to one side of the flight line, or because of a shallow dip or magnetite/overburden effects

EM Anomaly List

Label	Fid	Interp	XUTM m	YUTM m	CX 1104 HZ Real ppm	CX 1104 HZ Quad ppm	CP 877 HZ Real ppm	CP 877 HZ Quad ppm	CP 7180 HZ Real ppm	CP 7180 HZ Quad ppm	Vertical Dike COND siemens	Vertical Dike DEPTH* m	Mag. Corr NT
LINE 10993													
G	4047.1	B?	463853	7120558	4.9	7.2	3.6	9.7	25.7	56.4	3.0	45	9
LINE 11000													
A	7953.0	B	464248	7120462	1.6	1.9	0.9	1.9	4.6	7.8	---	---	0
B	7918.0	M	464250	7120965	2.5	2.0	4.9	3.0	5.7	22.2	---	---	118
C	7898.0	M	464263	7121380	4.6	1.6	6.3	2.5	5.6	14.9	---	---	0
D	7889.0	M	464262	7121610	2.0	0.6	0.2	1.2	0.6	7.1	---	---	17
E	7872.5	M	464274	7122025	1.6	0.3	2.2	1.1	1.8	5.3	---	---	0
F	7821.7	D	464287	7122786	7.2	2.9	17.3	2.8	14.6	20.8	---	---	17
G	7815.0	M	464290	7122931	5.6	0.4	14.6	1.7	6.6	9.6	---	---	58
H	7807.2	B?	464291	7123054	7.4	1.1	12.0	0.2	10.5	0.5	79.1	69	0
I	7800.0	M	464283	7123124	0.2	1.4	1.3	1.4	2.1	9.8	---	---	0
J	7715.0	B?	464266	7123845	0.1	2.0	5.0	2.2	2.9	13.2	---	---	0
K	7677.8	B?	464284	7124403	2.6	1.4	1.3	2.5	1.5	16.8	---	---	0
L	7650.0	S	464300	7124936	0.9	0.7	0.3	0.8	0.5	4.4	---	---	1
LINE 11001													
A	9877.0	S?	463811	7085281	0.0	0.0	0.0	0.0	0.0	0.0	---	---	0
B	9838.3	B?	463868	7086195	2.3	3.4	0.7	2.8	2.2	20.2	2.3	60	0
C	9810.7	B?	463813	7087122	3.7	3.6	1.8	3.6	4.0	17.0	5.0	47	0
D	9770.7	B?	463921	7088160	0.8	8.0	1.7	11.7	27.5	60.9	0.4	0	16
E	9745.0	S	463904	7088974	0.3	1.2	2.1	2.2	2.7	9.5	---	---	0
F	9704.7	S	463921	7090230	5.6	0.7	9.2	0.3	8.1	2.1	---	---	0
G	9700.0	M	463927	7090378	0.7	1.2	2.9	2.0	2.4	14.2	---	---	0
H	9680.0	M	463940	7090861	3.0	1.0	0.3	1.6	0.4	11.3	---	---	107
I	9664.4	B?	463938	7091172	4.0	7.9	14.5	9.9	11.8	68.3	---	---	316
J	9637.4	S?	463962	7091997	1.9	2.9	2.3	4.0	7.4	19.3	---	---	0
K	9582.5	M	463972	7093843	2.1	2.4	6.9	3.2	4.5	23.0	---	---	12
L	9577.2	B?	463961	7093986	1.5	5.9	3.2	5.3	2.6	38.0	---	---	12
M	9562.8	S?	463956	7094408	3.9	3.5	7.0	5.3	5.9	31.7	---	---	0
N	9559.6	B?	463956	7094514	4.1	2.1	7.4	9.0	11.0	57.3	12.9	58	0
O	9553.6	B?	463969	7094696	5.9	6.9	0.8	8.3	7.6	53.5	4.5	44	0
P	9545.0	M	463979	7094901	0.7	0.7	0.9	0.6	8.3	5.0	---	---	55
Q	9523.3	D	463961	7095364	5.5	11.2	4.3	9.3	26.2	28.1	2.7	17	16
R	9518.4	B?	463965	7095512	3.6	4.7	3.9	4.6	10.8	23.9	---	---	0
S	9504.1	D	463989	7095957	1.7	2.5	1.2	2.2	0.3	16.8	2.1	68	16
T	9472.5	M	463971	7096737	0.0	0.4	1.0	1.4	1.3	12.7	---	---	67
U	9455.0	M	464008	7097046	0.9	0.7	2.4	1.3	1.7	5.4	---	---	0
V	9445.1	D	464015	7097162	11.3	3.5	20.2	4.8	17.3	21.3	38.3	33	0
W	9436.8	D	463981	7097284	7.5	3.0	26.1	1.8	13.8	8.4	1.0	0	16
X	9415.0	M	463983	7097648	1.1	1.0	1.1	0.6	0.2	2.7	---	---	0
Y	9393.6	B?	464014	7098031	7.0	0.8	8.0	2.4	5.7	16.5	---	---	0
Z	9375.0	M	464025	7098297	0.1	0.9	0.1	1.2	0.9	8.7	---	---	0
AA	9337.0	M	464027	7099224	0.5	0.7	0.6	1.1	0.1	9.6	---	---	94
AB	9327.0	M	464020	7099511	0.8	2.0	2.5	2.4	1.8	13.7	---	---	96
AC	9302.5	M	464022	7100227	0.0	1.2	0.6	1.7	0.5	9.8	---	---	0

CX = COAXIAL
CP = COPLANAR

Note: EM values shown above are local amplitudes

*Estimated Depth may be unreliable because the stronger part of the conductor may be deeper or to one side of the flight line, or because of a shallow dip or magnetite/overburden effects

JOB 659

EM Anomaly List

Label	Fid	Interp	XUTM m	YUTM m	CX 1104 HZ Real ppm	CX 1104 HZ Quad ppm	CP 877 HZ Real ppm	CP 877 HZ Quad ppm	CP 7180 HZ Real ppm	CP 7180 HZ Quad ppm	Vertical Dike COND siemens	Vertical Dike DEPTH* m	Mag. Corr NT
LINE 11001													
AD	9292.5	M	464047	7100487	6.1	0.2	15.6	0.7	13.5	3.3	---	---	0
AE	9280.0	M	464077	7100776	4.8	0.7	12.6	1.3	9.5	0.7	---	---	16
AF	9260.0	M	464061	7101100	5.5	0.9	25.7	6.6	42.3	0.4	---	---	0
AG	9250.4	D	464056	7101225	11.4	19.1	9.9	17.2	60.2	79.0	3.2	18	0
AH	9201.9	S?	464045	7102066	2.0	5.1	2.1	6.3	7.9	38.2	---	---	0
AI	9178.9	B?	464070	7102435	1.4	3.3	1.4	1.9	1.2	16.2	1.5	36	0
AJ	9162.5	M	464063	7102731	3.9	1.0	0.1	1.4	3.2	3.3	---	---	22
AK	9155.0	M	464055	7102884	1.5	0.4	3.1	0.7	3.0	1.4	---	---	0
AL	9127.5	M	464057	7103501	5.3	0.1	14.9	1.0	12.4	6.8	---	---	0
AM	9115.0	S?	464067	7103840	0.0	4.9	11.5	7.1	7.3	49.5	---	---	0
AN	9075.0	B?	464066	7104249	1.4	2.8	6.4	3.9	6.7	23.8	---	---	16
AO	9010.6	B?	464089	7105336	0.8	0.3	1.2	1.9	2.0	12.0	---	---	0
AP	8969.5	S?	464103	7105821	1.2	5.2	1.0	5.3	9.5	35.1	---	---	9
AQ	8952.8	D	464088	7106292	1.1	5.1	0.9	5.4	16.4	41.3	0.8	15	0
AR	8948.2	B?	464086	7106432	0.2	7.4	0.9	11.2	23.2	69.3	0.4	0	0
AS	8908.0	M	464136	7107112	4.9	1.7	6.8	0.3	9.6	6.8	---	---	16
AT	8863.8	B?	464121	7108098	1.9	2.0	0.7	0.3	2.1	4.9	3.8	62	0
AU	8844.7	S?	464117	7108498	2.2	2.1	2.1	6.3	6.1	45.8	---	---	0
AV	8800.6	B?	464125	7109137	0.3	8.4	0.0	14.1	13.5	89.4	0.4	0	16
AW	8755.0	S?	464142	7109741	1.7	1.0	1.2	2.1	3.9	11.0	---	---	0
AX	8733.4	D	464112	7110324	3.9	5.8	5.8	10.0	26.9	5.9	2.7	41	16
AY	8728.0	D	464120	7110480	8.1	10.8	2.9	7.8	21.8	31.1	4.0	24	0
AZ	8714.9	B?	464108	7110824	6.7	0.7	4.6	0.1	2.4	0.1	134.6	63	0
BA	8630.9	B?	464148	7112524	2.1	7.2	1.0	9.1	2.6	63.0	1.3	10	0
BB	8598.3	B?	464204	7113319	0.9	1.8	1.7	1.2	1.3	8.8	---	---	16
BC	8509.4	B?	464182	7114440	0.7	1.3	0.3	2.2	1.1	16.0	---	---	0
BD	8502.8	B?	464188	7114594	1.4	2.8	1.6	4.1	1.8	29.6	---	---	0
BE	8324.7	S?	464262	7117713	0.5	3.3	1.7	5.4	7.9	36.6	---	---	0
BF	8220.7	B?	464242	7119235	0.0	8.0	6.6	2.6	0.1	14.3	---	---	0
BG	8095.0	M	464254	7119944	0.5	0.5	0.6	0.2	0.5	1.5	---	---	0
BH	8054.7	B?	464249	7120304	2.3	2.0	1.5	0.9	4.2	0.5	---	---	0
BI	8046.6	B?	464251	7120422	1.1	5.5	0.1	3.5	6.5	16.1	0.7	0	0
LINE 11010													
A	5364.4	D	464274	7086644	1.7	2.9	0.1	1.4	6.8	7.6	1.8	69	0
B	5406.2	B	464299	7088234	3.3	9.3	3.5	11.8	22.2	44.8	---	---	0
C	5419.6	B?	464290	7088568	1.4	1.4	0.5	0.9	1.5	5.1	---	---	0
D	5460.0	S	464315	7089898	2.4	2.5	4.1	2.4	3.8	17.5	---	---	14
E	5511.9	S?	464330	7091682	3.5	1.9	1.0	3.8	3.6	20.3	---	---	14
F	5540.7	B?	464319	7092481	2.2	1.4	1.6	0.6	4.6	0.7	7.6	61	0
G	5586.2	B?	464339	7093886	1.1	4.6	1.6	7.4	11.5	50.1	---	---	0
H	5588.5	B?	464337	7093963	2.3	7.4	3.8	7.8	11.5	53.8	1.4	15	0
I	5601.7	B?	464341	7094439	1.8	4.7	3.1	5.5	7.4	33.6	---	---	0
J	5606.3	D	464345	7094621	4.5	6.4	4.4	9.1	15.4	55.5	3.0	44	14
K	5609.0	M	464347	7094726	1.0	7.0	3.5	9.1	7.1	55.5	---	---	36
L	5613.6	B?	464351	7094907	3.1	3.3	6.5	4.8	3.6	30.0	---	---	0

CX = COAXIAL
CP = COPLANAR

Note:EM values shown above are local amplitudes

*Estimated Depth may be unreliable because the stronger part of the conductor may be deeper or to one side of the flight line, or because of a shallow dip or magnetite/overburden effects

JOB 659

EM Anomaly List

Label	Fid	Interp	XUTM m	YUTM m	CX 1104 HZ Real ppm	CX 1104 HZ Quad ppm	CP 877 HZ Real ppm	CP 877 HZ Quad ppm	CP 7180 HZ Real ppm	CP 7180 HZ Quad ppm	Vertical Dike COND siemens	Vertical Dike DEPTH* m	Mag. Corr NT
LINE 11010													
M	5618.0	M	464354	7095076	2.3	0.4	0.3	3.0	0.2	20.9	---	---	41
N	5625.8	D	464353	7095378	5.3	8.2	5.1	4.7	12.9	29.1	2.9	37	14
O	5632.6	B	464358	7095629	1.5	4.1	2.7	5.6	6.4	32.2	1.3	31	0
LINE 11011													
A	5919.0	B?	464418	7102536	3.7	1.0	1.9	0.8	2.7	2.9	---	---	0
B	5929.2	S?	464419	7102740	1.7	3.1	0.3	2.2	4.0	16.2	---	---	0
C	5976.7	B?	464448	7103776	0.6	4.1	2.0	2.4	5.3	21.2	0.6	3	0
D	6104.2	S	464495	7106207	2.9	0.7	4.2	1.4	1.8	10.2	---	---	0
E	6132.0	S	464473	7107214	1.5	4.9	2.2	7.1	10.9	42.4	---	---	0
F	6198.7	E	464517	7108791	0.8	6.7	1.7	4.8	4.2	25.4	0.5	3	0
G	6213.9	B?	464521	7108870	2.2	2.2	1.4	4.1	12.7	19.5	4.0	62	9
H	6238.7	B?	464519	7109161	0.0	4.1	0.3	4.1	2.8	30.5	0.4	0	0
I	6281.1	B?	464542	7110105	3.8	5.6	4.5	5.7	18.3	48.9	2.8	50	0
J	6292.6	B?	464536	7110454	6.8	5.5	7.6	8.2	21.0	29.1	---	---	0
K	6295.9	D	464527	7110545	5.2	10.7	4.0	12.4	36.2	46.4	2.6	13	0
L	6306.1	D	464503	7110822	1.4	8.5	0.2	8.2	11.9	49.7	0.7	6	12
M	6399.2	B?	464514	7112930	1.5	7.3	0.4	7.5	5.7	48.5	0.9	8	12
N	6406.8	B?	464522	7113089	1.8	10.2	1.8	18.4	41.1	113.7	---	---	12
O	6636.4	B?	464639	7116828	0.2	0.6	0.2	0.4	0.7	7.5	---	---	0
P	6645.3	B?	464635	7116936	1.1	1.5	0.1	0.6	2.5	4.9	2.2	84	0
Q	6755.0	B?	464656	7117810	0.2	1.8	1.4	1.8	1.5	13.0	---	---	33
R	6765.7	B?	464659	7117965	3.1	2.6	7.1	1.8	0.1	16.0	5.9	55	0
S	6824.0	M	464643	7118620	1.0	0.8	0.2	0.7	0.4	3.2	---	---	0
T	6868.5	B?	464637	7119105	0.6	1.0	0.7	0.3	0.6	2.6	---	---	0
U	6887.0	S?	464637	7119299	1.1	4.0	9.2	6.6	7.9	44.8	---	---	37
V	6925.3	B?	464657	7119940	0.1	1.5	5.7	1.9	3.0	9.5	---	---	12
W	6962.1	B?	464638	7120239	0.9	4.8	0.0	3.7	2.2	22.8	---	---	12
X	7021.0	M	464666	7121335	8.5	2.1	32.2	1.4	25.1	11.4	---	---	577
Y	7027.0	M	464668	7121462	26.0	0.1	57.3	0.2	48.0	0.3	---	---	29
Z	7031.5	B?	464681	7121581	8.0	2.4	16.6	2.4	15.6	16.7	35.6	35	12
AA	7046.7	D	464699	7122001	1.2	1.4	6.9	1.3	5.5	7.3	---	---	299
AB	7054.9	B?	464694	7122237	3.0	4.6	9.0	5.7	7.5	38.6	---	---	12
AC	7058.5	M	464688	7122346	10.2	0.0	23.6	5.6	19.6	34.3	---	---	0
AD	7062.7	B?	464686	7122475	10.3	2.6	17.3	3.7	11.1	20.1	---	---	12
AE	7073.5	B?	464707	7122797	1.8	5.8	2.7	5.9	8.2	41.0	1.2	21	0
AF	7086.0	B?	464708	7123060	6.2	4.7	11.6	4.8	14.9	28.6	8.5	46	0
AG	7092.3	M	464714	7123158	0.0	2.0	2.4	2.8	1.1	17.5	---	---	0
LINE 11012													
A	7250.0	B?	464699	7123157	7.8	2.6	13.7	1.7	11.9	8.3	---	---	23
B	7310.0	B?	464737	7123569	0.0	3.3	0.3	3.2	5.5	22.2	---	---	11
C	7380.4	S?	464748	7124006	3.0	1.7	3.2	1.1	1.8	5.0	---	---	46
D	7430.4	B?	464707	7124803	0.6	5.4	1.1	7.0	9.2	40.6	---	---	0
E	7463.0	B?	464698	7125856	0.6	1.7	0.7	1.1	0.2	5.7	---	---	20

CX = COAXIAL
CP = COPLANAR

Note: EM values shown above are local amplitudes

*Estimated Depth may be unreliable because the stronger part of the conductor may be deeper or to one side of the flight line, or because of a shallow dip or magnetite/overburden effects

EM Anomaly List

Label	Fid	Interp	XUTM m	YUTM m	CX 1104 HZ Real ppm	CX 1104 HZ Quad ppm	CP 877 HZ Real ppm	CP 877 HZ Quad ppm	CP 7180 HZ Real ppm	CP 7180 HZ Quad ppm	Vertical Dike COND siemens	Vertical Dike DEPTH* m	Mag. Corr NT
LINE 11013													
A	4841.5	M	464357	7095041	0.9	1.4	2.6	2.2	2.5	11.4	---	---	28
B	4834.0	D	464352	7095336	6.3	10.2	4.1	6.0	19.4	37.0	2.8	46	20
C	4827.2	B?	464363	7095613	3.8	3.8	7.0	3.5	6.2	24.5	---	---	0
D	4789.0	M	464397	7097142	0.1	0.9	4.8	1.7	0.3	7.8	---	---	0
E	4775.0	M	464419	7097822	2.6	0.6	2.9	2.3	1.8	10.1	---	---	130
F	4762.0	M	464405	7098280	2.3	1.0	0.1	1.4	0.2	4.0	---	---	0
G	4737.5	M	464380	7099352	0.1	0.7	0.5	2.6	0.4	11.5	---	---	229
H	4722.5	M	464386	7099889	0.8	0.6	1.6	2.2	1.5	9.3	---	---	14
I	4697.4	S?	464432	7100898	9.4	2.3	19.8	3.6	19.5	26.9	---	---	2
J	4690.0	M	464444	7101143	2.2	0.6	5.1	2.7	3.8	7.9	---	---	0
K	4651.6	S?	464342	7102802	2.4	2.0	0.9	1.9	3.4	13.9	---	---	0
LINE 11020													
A	5160.0	S	464693	7086012	1.6	7.0	1.8	10.0	2.9	70.5	---	---	15
B	5138.9	B?	464689	7087148	2.7	2.9	3.3	5.7	11.5	16.0	3.9	54	0
C	5111.2	B?	464677	7087377	2.7	8.1	6.1	14.8	34.6	55.4	1.5	21	0
D	5105.7	B?	464685	7087539	0.3	6.9	1.1	12.6	20.1	44.3	---	---	14
E	5095.5	S?	464689	7087811	3.2	7.8	6.9	12.6	10.2	73.0	---	---	18
F	5079.8	S?	464691	7088159	0.2	6.4	1.0	7.5	1.7	45.0	---	---	15
G	5000.1	S?	464711	7090527	0.1	5.4	1.4	7.6	9.6	41.4	---	---	0
H	4996.5	S?	464716	7090625	0.7	5.2	6.3	7.9	7.2	45.0	---	---	4
I	4990.5	B?	464725	7090790	3.2	5.3	7.6	5.7	8.6	40.5	2.2	59	74
J	4977.4	B	464738	7091144	9.3	6.8	17.7	12.9	33.5	17.2	10.2	18	0
K	4873.5	D	464769	7094440	0.6	8.7	2.0	9.4	8.1	64.2	---	---	15
L	4862.0	D	464733	7094763	1.4	3.8	2.5	4.7	14.1	21.2	---	---	68
M	4850.5	M	464684	7095079	0.4	4.3	0.0	4.6	9.4	32.3	---	---	14
N	4830.3	B?	464753	7095572	1.9	3.3	1.7	3.8	3.9	15.7	---	---	0
O	4818.0	B?	464764	7095936	0.3	3.4	0.1	3.3	3.3	16.3	---	---	39
P	4792.0	S?	464794	7096846	3.4	1.2	10.3	1.5	8.7	10.4	---	---	48
Q	4757.0	M	464796	7097720	1.3	4.7	6.6	15.2	7.5	92.8	---	---	15
R	4753.0	D	464792	7097818	10.3	25.9	8.8	16.0	32.0	94.9	2.8	4	15
S	4748.0	M	464795	7097940	6.1	3.4	0.7	5.0	3.2	16.3	---	---	159
T	4707.0	S?	464819	7098724	0.4	2.3	0.2	4.0	13.8	22.1	---	---	0
U	4674.0	M	464806	7099475	4.6	2.8	12.0	3.4	10.1	21.9	---	---	0
V	4671.0	M	464806	7099558	0.2	2.5	3.1	3.3	3.3	21.8	---	---	15
W	4662.0	M	464816	7099795	2.0	0.1	0.3	0.4	0.3	2.6	---	---	0
X	4635.0	M	464824	7100279	3.3	0.2	1.7	1.2	3.4	0.0	---	---	0
Y	4621.9	B?	464828	7100463	4.0	2.3	3.0	5.0	8.8	23.0	10.5	51	0
Z	4610.4	B	464825	7100687	3.6	3.7	1.9	7.3	17.5	27.3	---	---	0
AA	4599.8	D	464837	7100920	4.9	12.5	3.7	16.7	22.7	100.7	2.1	8	0
AB	4597.9	D	464839	7100968	4.4	12.5	1.2	16.6	20.6	100.7	1.9	12	15
AC	4589.6	B	464862	7101240	4.7	13.7	5.8	21.9	67.6	73.5	1.9	4	59
AD	4565.0	S	464848	7101782	2.5	2.9	4.3	4.0	12.6	23.4	---	---	15
AE	4527.7	B?	464854	7102701	2.0	5.3	0.4	5.4	0.9	35.1	---	---	0
AF	4503.1	B?	464853	7103460	6.1	3.2	11.9	1.9	10.9	14.0	14.7	45	0

CX = COAXIAL
CP = COPLANAR

Note: EM values shown above are local amplitudes

*Estimated Depth may be unreliable because the stronger part of the conductor may be deeper or to one side of the flight line, or because of a shallow dip or magnetite/overburden effects

JOB 659

EM Anomaly List

Label	Fid	Interp	XUTM m	YUTM m	CX 1104 HZ Real ppm	CX 1104 HZ Quad ppm	CP 877 HZ Real ppm	CP 877 HZ Quad ppm	CP 7180 HZ Real ppm	CP 7180 HZ Quad ppm	Vertical Dike COND siemens	Vertical Dike DEPTH* m	Mag. Corr NT
LINE 11020													
AG	4497.0	M	464855	7103616	0.3	1.0	0.8	1.7	0.6	13.5	---	---	0
AH	4485.0	M	464852	7103799	0.1	0.6	3.7	0.5	3.5	3.7	---	---	0
AI	4381.6	B?	464888	7105194	1.5	4.9	1.5	5.3	2.1	37.3	1.2	21	37
AJ	4271.2	S	464916	7107975	1.6	2.7	3.7	5.0	12.4	25.7	---	---	15
AK	4214.6	S?	464931	7109098	0.9	2.2	0.0	2.1	1.3	13.2	---	---	13
AL	4201.5	B?	464932	7109319	0.4	3.6	1.1	4.2	2.1	26.0	---	---	57
AM	4174.1	B	464934	7109882	0.8	4.4	1.2	4.2	5.7	25.6	0.7	13	0
AN	4115.6	B?	464978	7111271	1.1	2.7	0.8	1.3	1.9	11.0	---	---	0
AO	4035.5	S?	464970	7112580	2.2	5.2	1.3	5.1	3.0	34.0	1.7	25	15
AP	4011.3	S?	464977	7113292	0.3	5.0	1.0	5.6	4.0	40.8	---	---	0
AQ	3987.6	B?	465001	7113907	0.9	1.9	1.3	1.4	1.3	9.9	1.4	49	0
AR	3866.6	S?	464987	7115965	2.7	2.7	0.4	3.8	2.4	24.8	---	---	0
AS	3791.2	B?	465009	7117059	0.5	4.6	0.4	2.7	4.9	16.7	---	---	0
AT	3721.0	M	465071	7118473	0.7	0.2	1.1	0.6	0.5	1.9	---	---	79
AU	3672.4	B?	465095	7119627	0.4	1.6	0.9	0.5	0.9	1.9	---	---	14
AV	3651.6	B?	465070	7120130	0.4	6.1	1.2	6.4	5.7	39.7	0.4	0	15
AW	3588.0	M	465039	7121170	14.7	0.3	3.9	0.6	4.1	5.0	---	---	0
AX	3576.0	M	465041	7121376	11.1	0.8	18.7	1.6	16.3	12.7	---	---	0
AY	3566.0	M	465042	7121587	0.0	3.1	0.1	3.6	5.3	22.0	---	---	0
AZ	3550.0	B?	465069	7121905	3.0	3.8	5.3	3.3	1.5	24.0	---	---	0
BA	3540.0	M	465078	7122144	0.2	4.9	0.7	7.0	0.2	40.7	---	---	126
BB	3537.2	B?	465080	7122222	4.0	4.9	7.3	7.0	8.8	40.7	3.7	47	13
BC	3535.0	M	465084	7122283	1.3	2.7	4.0	5.5	6.5	32.4	---	---	0
BD	3525.0	M	465082	7122571	8.8	3.4	8.2	4.8	11.3	28.1	---	---	0
BE	3521.0	B?	465086	7122683	11.3	3.0	22.1	6.7	19.0	41.9	---	---	15
BF	3517.1	M	465089	7122780	5.5	4.0	9.2	5.9	8.1	36.1	---	---	52
BG	3402.7	S?	465107	7124324	0.3	2.8	3.1	2.6	1.9	20.1	---	---	15
BH	3342.5	M	465124	7124730	0.1	0.7	0.7	1.4	0.6	8.1	---	---	46
LINE 11035													
A	2890.0	S	465076	7086553	0.7	6.2	0.7	6.9	5.4	52.8	---	---	0
B	2903.8	S?	465080	7087312	1.0	7.1	1.2	8.7	2.4	62.8	---	---	0
C	2910.5	S?	465083	7087670	3.5	4.8	2.9	6.4	8.4	48.4	---	---	0
D	2922.0	B?	465097	7088278	3.1	0.1	4.0	0.1	2.7	5.1	---	---	0
E	2938.4	S?	465078	7089103	1.6	2.8	0.8	2.6	2.2	17.2	---	---	0
F	2975.9	B	465146	7090801	10.7	17.7	14.1	24.9	51.6	94.4	3.2	33	0
G	2979.0	B	465154	7090961	10.7	17.7	14.1	24.9	51.6	94.4	3.2	11	0
H	3073.7	B?	465198	7094844	1.2	3.7	1.8	2.8	9.0	12.0	---	---	16
I	3075.6	B?	465201	7094925	2.4	4.1	1.8	3.9	10.5	19.9	---	---	22
J	3084.5	B?	465202	7095257	0.1	2.8	0.5	2.1	2.2	14.3	---	---	0
K	3100.6	B?	465116	7095911	1.4	6.9	14.8	10.5	12.9	59.0	---	---	0
L	3124.8	S?	465128	7097020	7.4	2.8	18.7	5.6	18.2	40.5	24.7	49	0
M	3129.0	M	465155	7097198	4.2	3.0	13.4	7.7	11.7	19.2	---	---	193
N	3143.8	B?	465185	7097871	3.3	4.0	6.7	1.7	9.5	11.4	3.6	57	16
O	3152.5	M	465189	7098241	3.1	0.2	0.3	0.1	0.0	1.5	---	---	207
P	3160.0	M	465192	7098582	0.0	0.9	0.3	2.2	1.2	15.5	---	---	16

CX = COAXIAL
CP = COPLANAR

Note:EM values shown above are local amplitudes

*Estimated Depth may be unreliable because the stronger part of the conductor may be deeper or to one side of the flight line, or because of a shallow dip or magnetite/overburden effects

JOB 659

EM Anomaly List

Label	Fid	Interp	XUTM m	YUTM m	CX 1104 HZ Real ppm	CX 1104 HZ Quad ppm	CP 877 HZ Real ppm	CP 877 HZ Quad ppm	CP 7180 HZ Real ppm	CP 7180 HZ Quad ppm	Vertical Dike COND siemens	Vertical Dike DEPTH* m	Mag. Corr NT
LINE 11035													
Q	3195.0	M	465211	7099991	0.5	3.6	1.3	3.7	0.9	21.3	---	---	0
R	3198.0	B?	465219	7100126	5.8	4.0	12.1	2.8	13.1	21.7	---	---	0
S	3208.0	S?	465239	7100566	4.7	2.7	1.2	4.2	0.8	49.8	---	---	28
T	3210.0	M	465244	7100656	4.4	2.7	6.0	4.2	8.5	49.8	---	---	124
U	3219.5	B?	465259	7101096	4.4	9.9	21.7	14.2	61.9	38.8	2.3	4	0
V	3270.0	S	465256	7103161	1.4	2.7	1.9	2.8	7.2	18.0	---	---	16
W	3289.0	S	465285	7104089	3.4	2.1	1.4	3.6	4.4	23.6	---	---	0
X	3372.4	B?	465317	7107614	0.6	6.3	4.4	7.2	19.9	34.1	0.4	0	0
Y	3439.3	H	465312	7110252	1.1	5.8	2.1	8.7	23.3	48.8	0.7	16	0
Z	3526.0	S?	465387	7113754	1.6	3.4	4.6	5.2	4.2	39.5	---	---	16
AA	3575.6	S	465429	7115846	3.2	2.3	0.6	4.0	4.5	25.8	---	---	16
AB	3587.5	B?	465445	7116453	5.7	1.5	1.2	1.2	3.6	7.9	41.7	44	16
AC	3602.4	B?	465438	7117169	3.8	2.6	0.4	1.3	5.4	7.7	8.7	54	0
AD	3649.1	S?	465427	7119272	1.5	2.0	2.6	2.1	2.4	16.4	---	---	0
AE	3664.9	S?	465433	7120068	0.5	1.6	2.2	1.2	4.6	7.7	---	---	0
AF	3721.2	B?	465480	7122099	6.2	1.9	12.3	0.8	11.3	5.3	33.1	44	0
AG	3730.0	M	465473	7122347	4.6	0.9	1.9	1.3	1.9	6.1	---	---	46
AH	3735.0	M	465470	7122482	13.2	0.6	28.6	0.4	22.9	1.2	---	---	41
AI	3779.3	B?	465506	7124110	1.0	6.7	0.4	8.5	15.2	58.9	0.6	14	0
AJ	3792.3	S?	465506	7124699	5.6	1.5	7.3	1.7	6.0	15.9	---	---	0
LINE 11040													
A	10124.7	S?	465473	7086627	1.7	4.6	1.1	5.2	9.2	33.9	1.4	34	0
B	10119.7	S?	465475	7086807	0.9	7.0	0.9	9.8	3.8	71.4	---	---	0
C	10093.7	S	465499	7087823	1.0	3.9	1.7	4.1	4.3	28.6	---	---	20
D	10082.6	S	465523	7088239	0.4	7.6	1.2	10.6	3.4	78.5	---	---	0
E	10053.8	B	465496	7089089	4.1	14.6	2.6	17.4	22.4	127.8	1.6	13	0
F	10018.4	B?	465508	7090414	4.4	6.4	3.7	12.8	38.0	52.6	3.0	42	21
G	10015.0	B?	465518	7090533	2.2	8.9	2.9	12.8	38.0	52.5	1.2	8	21
H	10011.2	B?	465526	7090671	4.7	7.7	3.1	5.3	12.8	31.4	2.5	37	0
I	9933.2	S	465540	7093464	1.0	1.5	3.2	1.2	3.1	7.0	---	---	0
J	9887.0	B?	465551	7094881	1.4	4.0	2.8	2.1	3.2	17.0	1.3	23	0
K	9879.2	B?	465561	7095127	0.1	2.7	2.4	2.7	1.6	21.2	---	---	46
L	9877.5	M	465564	7095183	1.7	4.0	1.0	1.8	0.8	16.6	---	---	41
M	9875.4	B?	465567	7095250	1.6	4.0	0.9	0.7	2.4	10.9	1.5	31	0
N	9869.7	B?	465574	7095453	10.6	1.5	24.8	1.4	75.7	8.4	95.9	42	0
O	9864.0	D	465576	7095670	37.9	4.1	82.4	1.1	68.8	15.7	218.6	23	0
P	9860.0	M	465576	7095820	12.0	3.0	49.4	3.9	44.2	31.2	---	---	1271
Q	9836.3	S	465599	7096768	3.1	3.0	7.0	3.6	5.4	27.7	---	---	0
R	9831.5	M	465609	7096950	1.0	1.9	1.3	1.8	1.5	15.8	---	---	0
S	9826.1	S?	465620	7097149	1.4	3.2	6.0	3.6	2.6	27.5	---	---	21
T	9824.0	M	465620	7097229	1.1	2.0	4.9	3.2	3.7	22.9	---	---	0
U	9820.0	M	465615	7097375	0.9	0.0	0.7	1.8	1.5	8.6	---	---	21
V	9814.1	B?	465612	7097575	0.8	5.6	7.3	6.8	28.1	44.4	0.5	4	0
W	9809.0	B	465616	7097749	10.4	7.0	38.3	9.1	34.2	41.6	12.1	32	21
X	9796.5	M	465608	7098140	0.0	1.7	16.4	2.3	0.0	13.5	---	---	143

CX = COAXIAL
CP = COPLANAR

Note:EM values shown above are local amplitudes

*Estimated Depth may be unreliable because the stronger part of the conductor may be deeper or to one side of the flight line, or because of a shallow dip or magnetite/overburden effects

JOB 659

EM Anomaly List

Label	Fid	Interp	XUTM m	YUTM m	CX 1104 HZ Real ppm	CX 1104 HZ Quad ppm	CP 877 HZ Real ppm	CP 877 HZ Quad ppm	CP 7180 HZ Real ppm	CP 7180 HZ Quad ppm	Vertical Dike COND siemens	Vertical Dike DEPTH* m	Mag. Corr NT
LINE 11040													
Y	9767.3	B?	465600	7098776	2.6	2.0	4.8	0.9	5.6	3.2	6.5	62	21
Z	9749.0	M	465610	7099170	3.8	1.6	4.6	2.7	3.9	19.2	---	---	96
AA	9726.0	M	465628	7099681	5.0	0.1	10.1	0.4	8.6	1.8	---	---	0
AB	9721.0	M	465630	7099796	0.1	0.5	0.9	1.4	0.8	7.5	---	---	0
AC	9710.0	M	465643	7100013	1.0	1.8	3.6	3.0	2.8	17.1	---	---	0
AD	9688.0	M	465635	7100517	5.7	0.0	6.5	1.1	4.1	4.4	---	---	0
AE	9676.2	M	465630	7100724	26.4	1.6	38.8	2.6	29.1	21.6	---	---	8
AF	9655.2	B	465636	7101238	1.1	8.3	3.8	10.2	28.2	42.9	0.5	0	21
AG	9637.0	M	465644	7101666	0.7	3.4	6.1	5.2	2.5	22.9	---	---	106
AH	9597.2	B?	465657	7102891	1.6	2.3	2.4	2.5	2.5	14.9	---	---	50
AI	9596.0	M	465657	7102925	1.0	1.7	0.2	1.9	0.2	11.5	---	---	0
AJ	9584.2	B?	465660	7103182	5.9	0.5	9.8	0.3	7.3	4.5	---	---	0
AK	9577.5	M	465664	7103292	0.2	0.8	9.1	2.4	4.6	16.6	---	---	21
AL	9572.7	B?	465663	7103388	3.2	1.6	10.4	1.1	5.5	6.1	---	---	0
AM	9525.0	B?	465688	7104633	2.7	1.1	3.4	1.7	2.3	17.3	---	---	1
AN	9521.0	M	465691	7104727	4.7	2.4	10.5	2.0	6.2	17.5	---	---	7
AO	9516.8	B?	465690	7104844	4.5	2.5	10.9	1.7	6.4	12.8	---	---	21
AP	9484.0	S?	465691	7105571	4.1	1.6	22.3	2.9	18.7	15.2	---	---	21
AQ	9477.1	B?	465698	7105653	14.0	0.8	43.2	0.3	35.8	0.6	404.2	57	2
AR	9472.5	M	465700	7105720	6.2	1.3	0.0	2.4	3.3	10.9	---	---	0
AS	9398.0	S?	465721	7107240	0.7	1.6	0.3	1.6	2.9	9.2	---	---	0
AT	9375.9	S	465728	7107812	0.8	7.4	1.4	9.9	11.2	71.4	0.5	0	0
AU	9332.7	S?	465732	7109019	1.9	3.8	0.7	6.0	11.7	33.3	---	---	0
AV	9315.1	B?	465755	7109439	2.1	6.9	1.6	5.3	0.0	43.1	1.3	23	17
AW	9280.1	S?	465745	7110381	0.9	7.7	1.3	6.2	16.1	59.2	0.5	0	0
AX	9274.6	S?	465750	7110535	1.7	2.8	3.3	3.2	17.8	18.1	1.8	72	0
AY	9265.1	E	465758	7110820	0.5	8.6	0.6	10.3	5.9	70.1	0.4	6	0
AZ	9254.5	B?	465761	7111093	3.8	3.9	1.7	3.1	2.3	21.2	4.6	58	10
BA	9238.2	S?	465760	7111511	2.7	1.9	0.1	1.9	4.6	10.8	---	---	0
BB	9206.5	S?	465765	7112373	3.1	2.9	0.3	2.2	2.2	15.4	---	---	21
BC	9194.9	B?	465771	7112699	3.2	1.8	4.0	1.8	2.2	14.1	---	---	0
BD	9137.1	B?	465762	7114191	3.2	0.8	1.7	0.7	0.6	4.2	---	---	21
BE	9105.0	S	465811	7115257	0.7	1.5	0.4	2.9	1.9	20.8	---	---	21
BF	9048.6	D	465774	7116839	1.6	5.9	0.5	6.3	9.4	40.2	1.1	15	0
BG	9041.3	B?	465803	7117077	0.3	2.0	1.2	2.4	4.3	16.7	---	---	0
BH	8979.9	B?	465908	7118688	1.5	5.2	1.8	3.9	4.2	29.5	1.1	20	0
BI	8932.5	M	465863	7119999	6.6	2.8	0.6	3.0	0.8	17.1	---	---	141
BJ	8929.8	B?	465858	7120080	0.9	1.5	1.1	1.7	2.6	10.4	---	---	0
BK	8922.2	B?	465854	7120298	2.6	1.5	1.7	1.0	1.6	4.0	---	---	0
BL	8906.3	B?	465861	7120599	4.9	1.8	8.3	1.0	6.7	9.9	---	---	0
BM	8895.0	B?	465872	7120702	1.3	1.7	0.9	1.2	2.7	8.5	---	---	0
BN	8845.2	B?	465869	7122109	28.4	2.8	54.6	1.9	48.7	24.9	---	---	0
BO	8841.1	B?	465873	7122253	25.2	1.4	50.8	1.9	44.1	12.6	519.9	28	0
BP	8837.5	M	465877	7122377	17.5	1.4	43.5	2.7	0.4	12.5	---	---	422
BQ	8810.1	B?	465928	7123150	5.2	4.1	7.7	3.4	5.7	24.1	7.6	51	0
BR	8799.0	M	465926	7123433	15.1	0.6	34.7	1.9	2.2	6.3	---	---	0

CX = COAXIAL
CP = COPLANAR

Note: EM values shown above are local amplitudes

*Estimated Depth may be unreliable because the stronger part of the conductor may be deeper or to one side of the flight line, or because of a shallow dip or magnetite/overburden effects

EM Anomaly List

Label	Fid	Interp	XUTM m	YUTM m	CX 1104 HZ Real ppm	CX 1104 HZ Quad ppm	CP 877 HZ Real ppm	CP 877 HZ Quad ppm	CP 7180 HZ Real ppm	CP 7180 HZ Quad ppm	Vertical Dike COND siemens	Vertical Dike DEPTH* m	Mag. Corr NT
LINE 11040													
BS	8780.8	B?	465914	7123936	4.2	6.9	6.0	6.6	8.6	49.7	2.4	49	0
BT	8775.0	B?	465915	7124101	3.2	1.8	1.1	1.1	1.3	6.4	---	---	0
BU	8758.2	B?	465905	7124588	0.4	1.5	1.3	1.2	1.0	9.8	---	---	7
BV	8742.3	B?	465904	7124956	34.3	2.0	79.5	0.4	69.0	4.9	548.1	30	0
BW	8728.3	S?	465913	7125163	32.7	0.8	80.3	0.6	70.2	1.3	999.0	28	0
BX	8716.9	B?	465929	7125269	2.1	1.9	4.1	0.4	3.3	6.4	---	---	0
BY	8681.1	B?	465927	7125715	2.3	2.3	0.7	3.0	3.2	18.0	4.1	61	0
LINE 11050													
A	7260.0	S	465845	7086661	0.3	3.6	0.9	4.1	8.0	28.3	---	---	15
B	7318.3	B	465911	7089104	5.7	6.7	7.0	10.7	25.8	13.2	4.3	34	0
C	7335.0	B	465908	7089687	4.0	3.6	8.3	7.2	9.1	21.5	---	---	0
D	7434.5	E	465958	7092931	0.2	5.3	0.2	5.3	8.9	35.4	0.4	0	0
E	7437.4	S	465952	7093050	0.8	10.5	0.6	15.8	24.6	105.1	0.4	0	11
F	7453.9	B?	465953	7093671	1.0	2.1	1.6	1.6	1.5	11.3	1.5	48	0
G	7474.7	B?	465968	7094457	3.1	1.6	5.0	2.0	4.7	0.3	---	---	15
H	7502.2	D	465996	7095208	3.3	4.7	0.8	4.5	6.9	24.4	2.8	46	15
I	7506.2	B	465997	7095339	4.8	6.7	3.9	7.4	13.4	36.7	3.2	40	0
J	7514.4	B?	465982	7095578	15.4	0.1	11.2	0.1	19.7	1.0	---	---	15
K	7527.0	M	465981	7095945	6.6	2.2	10.7	3.3	9.0	26.7	---	---	0
L	7563.6	B?	465995	7097052	1.8	1.6	2.6	0.6	3.1	5.3	---	---	0
M	7599.5	S	466031	7098489	2.3	4.5	1.5	6.3	11.1	37.9	---	---	15
N	7604.5	M	466030	7098678	0.7	1.8	3.6	5.9	2.3	38.4	---	---	97
O	7613.7	B	466028	7098968	4.0	3.6	6.2	1.4	9.4	8.2	5.7	45	0
P	7632.0	M	466038	7099440	11.7	0.6	17.0	2.0	14.1	10.0	---	---	0
Q	7635.5	S?	466041	7099555	7.4	2.1	16.5	4.3	14.1	26.6	---	---	0
R	7677.8	S?	466020	7100816	7.3	3.1	19.3	5.0	16.4	28.1	---	---	15
S	7696.0	M	466009	7101306	3.9	0.7	1.9	0.6	1.6	0.3	---	---	51
T	7705.3	B	466006	7101528	4.0	6.1	7.0	9.7	34.2	30.7	2.6	42	0
U	7742.8	B?	466050	7102246	0.9	2.9	2.1	1.9	3.9	14.8	1.0	30	15
V	7777.0	S	466055	7103468	1.0	2.1	1.0	3.1	3.9	22.1	---	---	0
W	7877.5	M	466095	7106830	1.2	1.1	0.3	1.0	0.2	4.6	---	---	48
X	7892.5	M	466112	7107203	1.1	0.2	0.2	0.4	0.4	0.8	---	---	0
Y	7958.5	B?	466105	7109075	0.4	3.6	0.6	2.9	4.5	26.5	0.5	0	0
Z	7977.2	B?	466103	7109507	2.9	3.4	0.5	2.3	3.1	17.2	3.4	47	0
AA	8008.0	H	466120	7110202	0.7	4.4	0.8	6.0	5.5	43.5	---	---	0
AB	8075.0	S?	466176	7112475	3.4	0.4	1.5	0.1	1.1	11.9	---	---	15
AC	8152.0	S	466127	7114868	3.0	2.7	1.3	2.9	3.7	19.8	---	---	0
AD	8225.0	S	466237	7117512	1.4	0.9	4.0	0.7	4.2	1.0	---	---	15
AE	8273.0	S?	466250	7119185	1.2	2.2	3.1	2.0	3.8	12.2	---	---	0
AF	8350.0	S?	466241	7120645	13.8	0.9	28.7	2.5	0.1	11.4	---	---	75
AG	8373.2	B?	466283	7121537	4.5	1.8	2.1	1.2	1.7	7.0	---	---	0
AH	8411.0	M	466283	7122942	2.3	0.4	5.3	0.7	4.4	3.7	---	---	105
AI	8427.0	M	466319	7123528	1.3	0.7	0.6	1.1	0.2	5.7	---	---	0
AJ	8435.4	S?	466319	7123885	2.7	2.6	7.0	2.3	8.2	16.1	---	---	0

CX = COAXIAL
CP = COPLANAR

Note:EM values shown above are local amplitudes

*Estimated Depth may be unreliable because the stronger part of the conductor may be deeper or to one side of the flight line, or because of a shallow dip or magnetite/overburden effects

JOB 659

EM Anomaly List

Label	Fid	Interp	XUTM m	YUTM m	CX 1104 HZ Real ppm	CX 1104 HZ Quad ppm	CP 877 HZ Real ppm	CP 877 HZ Quad ppm	CP 7180 HZ Real ppm	CP 7180 HZ Quad ppm	Vertical Dike COND siemens	Vertical Dike DEPTH* m	Mag. Corr NT
LINE 11060													
A	7125.0	S	466267	7085791	0.4	3.5	0.5	4.3	4.7	28.6	---	---	17
B	7089.9	S?	466283	7086902	0.5	3.6	0.7	4.6	1.5	33.1	---	---	0
C	7050.0	S	466299	7088274	0.0	4.6	0.6	7.4	4.6	51.5	---	---	0
D	7014.7	B	466324	7089060	6.3	12.3	1.4	9.5	26.5	47.4	2.1	26	0
E	7008.9	B?	466325	7089255	0.8	3.9	0.9	3.7	7.4	16.8	0.8	12	17
F	6960.7	S	466340	7090792	1.5	4.5	2.1	7.1	19.1	31.0	---	---	17
G	6946.5	M	466334	7091202	0.5	3.2	1.0	4.3	0.7	5.7	---	---	17
H	6915.8	B?	466352	7092158	0.6	4.9	1.9	5.8	0.2	42.1	0.5	11	0
I	6895.9	B?	466348	7092732	0.5	7.5	0.8	9.2	7.0	62.4	---	---	0
J	6860.0	M	466368	7093905	4.6	1.9	10.0	2.6	2.7	15.2	---	---	25
K	6844.0	M	466397	7094257	7.6	2.7	15.3	6.7	25.2	16.6	---	---	17
L	6837.0	B	466390	7094444	10.2	11.5	22.3	14.3	47.9	58.9	5.6	25	0
M	6813.9	B	466404	7095104	1.5	5.4	2.3	7.8	18.1	12.8	1.1	21	17
N	6806.6	B	466391	7095296	14.5	12.7	17.9	17.7	52.6	44.9	9.2	25	0
O	6747.0	S?	466404	7097169	0.3	3.8	1.5	4.8	6.5	33.1	---	---	17
P	6731.0	M	466385	7097693	2.9	1.9	10.2	2.8	7.7	19.5	---	---	58
Q	6730.0	S?	466385	7097723	0.4	1.9	2.5	2.5	2.6	18.4	---	---	3
R	6693.7	B?	466424	7098854	2.1	8.2	0.3	8.2	31.2	52.5	1.1	21	0
S	6685.0	M	466443	7099109	2.0	5.3	2.8	4.9	2.7	30.1	---	---	235
T	6683.5	B?	466445	7099154	2.2	5.1	6.9	4.9	7.3	30.1	1.7	31	83
U	6658.6	B?	466437	7099864	8.0	1.3	12.8	3.2	15.6	12.8	---	---	0
V	6652.5	M	466444	7100028	2.7	2.4	3.1	3.2	0.5	16.1	---	---	5
W	6637.5	M	466449	7100375	5.5	0.1	16.9	0.3	12.2	1.9	---	---	25
X	6627.3	D	466449	7100526	0.2	5.7	30.2	4.7	30.6	18.0	---	---	0
Y	6607.0	M	466449	7101032	0.8	0.6	0.0	0.6	8.2	3.8	---	---	0
Z	6595.0	M	466455	7101458	0.0	1.2	6.7	3.7	9.8	7.6	---	---	19
AA	6588.1	B?	466442	7101695	8.3	3.9	13.8	1.1	8.7	12.1	18.7	34	17
AB	6574.0	M	466456	7102159	1.1	3.4	0.5	4.4	0.3	29.8	---	---	177
AC	6570.5	S?	466456	7102274	2.9	3.4	5.2	4.4	7.9	29.8	3.5	56	17
AD	6542.5	M	466485	7103040	2.0	1.4	4.5	2.3	2.7	11.5	---	---	0
AE	6532.5	M	466486	7103335	9.3	1.6	20.2	3.7	24.7	23.3	---	---	17
AF	6517.8	B?	466481	7103695	3.2	3.3	2.0	4.9	1.7	35.9	---	---	0
AG	6504.1	S?	466479	7103981	1.1	3.8	3.3	5.2	2.5	37.1	---	---	17
AH	6437.5	M	466523	7105786	0.0	0.5	0.3	0.4	0.6	1.4	---	---	5
AI	6425.7	D	466522	7106140	13.7	3.2	23.9	2.4	17.8	17.5	63.3	27	0
AJ	6413.0	M	466557	7106523	0.6	0.5	22.1	0.7	0.0	0.2	---	---	166
AK	6402.5	M	466559	7106826	1.0	2.3	5.0	5.3	4.0	21.8	---	---	126
AL	6392.5	M	466521	7107055	22.4	0.7	41.1	0.4	35.7	3.4	---	---	20
AM	6372.7	S?	466521	7107559	2.2	3.6	5.0	3.9	4.9	28.5	---	---	0
AN	6351.9	S	466528	7108132	7.3	1.6	14.2	0.9	12.5	9.6	---	---	0
AO	6347.0	M	466534	7108218	0.6	1.5	1.7	1.9	1.7	11.0	---	---	0
AP	6252.5	S?	466556	7110449	0.1	3.9	1.0	4.9	5.2	37.5	---	---	31
AQ	6214.2	S	466565	7111573	1.5	2.1	2.8	2.2	2.7	15.7	---	---	0
AR	6184.2	S?	466567	7112427	2.4	3.5	1.9	3.0	4.5	20.5	---	---	0
AS	5979.0	B?	466640	7117589	13.5	2.9	1.4	3.5	1.4	15.1	---	---	623

CX = COAXIAL
CP = COPLANAR

Note: EM values shown above are local amplitudes

*Estimated Depth may be unreliable because the stronger part of the conductor may be deeper or to one side of the flight line, or because of a shallow dip or magnetite/overburden effects

JOB 659

EM Anomaly List

Label	Fid	Interp	XUTM m	YUTM m	CX 1104 HZ Real ppm	CX 1104 HZ Quad ppm	CP 877 HZ Real ppm	CP 877 HZ Quad ppm	CP 7180 HZ Real ppm	CP 7180 HZ Quad ppm	Vertical Dike COND siemens	Vertical Dike DEPTH* m	Mag. Corr NT
LINE 11060													
AT	5965.0	M	466643	7117924	2.0	0.5	8.0	0.7	6.3	0.9	---	---	155
AU	5946.0	S?	466645	7118482	1.8	1.7	1.6	1.8	0.6	14.6	---	---	17
AV	5921.0	M	466670	7119012	0.0	0.4	8.0	0.9	7.6	1.5	---	---	0
AW	5815.5	B?	466705	7121091	1.6	2.0	0.7	1.9	5.5	9.1	---	---	17
AX	5760.0	M	466736	7122798	0.8	0.7	1.4	1.5	1.1	12.7	---	---	0
AY	5752.5	M	466730	7123028	4.5	0.3	10.8	0.9	9.8	7.7	---	---	17
AZ	5738.3	S?	466716	7123490	0.1	3.7	3.7	4.0	2.7	28.8	---	---	17
BA	5670.0	S?	466752	7124808	3.6	0.9	1.5	0.5	1.3	5.3	---	---	0
BB	5609.5	S?	466745	7125988	1.5	4.5	0.6	1.2	2.2	18.8	---	---	18
LINE 11070													
A	4243.0	S	466661	7085744	2.7	3.4	0.7	4.1	3.6	29.6	---	---	13
B	4308.7	S	466703	7088061	0.6	0.3	0.9	0.0	0.1	4.3	---	---	0
C	4337.5	D	466722	7089107	7.2	14.6	1.3	8.5	31.4	45.7	2.9	0	0
D	4398.6	B?	466730	7091213	0.3	8.3	1.4	14.4	31.2	91.4	0.4	0	0
E	4405.1	B	466726	7091453	2.0	5.1	0.2	7.9	17.7	53.0	1.6	31	0
F	4412.8	B?	466732	7091771	1.6	1.3	1.9	2.2	4.9	26.8	---	---	13
G	4420.0	D	466745	7092078	2.7	3.5	2.5	3.8	4.9	21.5	3.0	54	13
H	4425.0	B	466763	7092296	5.7	2.8	7.8	5.0	5.2	22.8	15.3	38	13
I	4452.0	S	466785	7093423	0.3	2.3	1.7	2.6	1.3	26.9	---	---	12
J	4477.8	B	466769	7094380	2.8	7.3	3.6	10.0	19.6	30.4	---	---	0
K	4484.0	B	466772	7094532	4.5	6.4	4.5	12.2	18.8	36.6	---	---	13
L	4495.0	M	466782	7094724	0.3	1.5	3.4	2.3	3.5	18.5	---	---	146
M	4501.0	M	466794	7094874	0.2	0.5	2.7	1.4	1.2	11.7	---	---	4
N	4512.1	D	466807	7095175	11.3	19.8	9.9	22.0	59.1	50.4	3.0	26	0
O	4516.5	D	466802	7095267	25.1	35.5	19.7	27.7	71.9	81.5	5.4	18	0
P	4530.4	D	466802	7095593	3.6	3.6	4.5	5.2	8.6	29.3	---	---	0
Q	4533.8	D	466807	7095675	0.1	3.1	1.2	4.4	7.5	11.1	---	---	30
R	4539.6	D	466819	7095816	3.8	5.1	3.2	5.1	6.3	28.1	3.1	48	0
S	4562.4	S?	466811	7096517	1.6	3.2	0.2	2.3	0.9	17.8	---	---	0
T	4575.6	S?	466804	7097033	1.7	2.8	3.5	1.7	3.6	13.5	---	---	13
U	4621.1	B?	466825	7099104	0.7	3.6	1.8	3.6	11.0	22.4	---	---	337
V	4632.0	M	466833	7099539	0.5	0.2	0.3	0.0	0.6	4.2	---	---	0
W	4645.0	M	466854	7099970	3.5	2.2	5.3	4.6	4.7	9.3	---	---	105
X	4652.5	M	466847	7100187	3.5	3.0	7.2	1.5	14.6	5.8	---	---	0
Y	4661.9	B	466838	7100415	3.4	8.4	8.2	7.9	38.9	37.0	1.9	4	13
Z	4681.0	M	466815	7100845	1.4	3.2	3.6	4.1	15.8	28.1	---	---	0
AA	4734.4	D	466879	7102620	0.8	2.5	3.6	2.7	8.6	14.4	---	---	13
AB	4755.7	S	466883	7103550	3.1	1.6	4.8	3.0	9.6	4.8	---	---	1
AC	4875.4	S	466920	7107542	3.8	1.1	7.1	1.2	2.6	10.5	---	---	0
AD	4982.3	S?	466931	7109696	3.0	0.5	3.4	0.3	1.9	0.1	---	---	0
AE	5100.8	S?	467005	7112820	0.8	1.3	0.5	1.0	1.1	6.3	---	---	0
AF	5179.0	S?	467060	7115457	0.1	4.6	0.2	5.9	5.6	36.9	---	---	4
AG	5218.5	M	467022	7116762	1.0	1.1	11.2	0.2	8.7	2.7	---	---	117
AH	5226.1	S?	467004	7117049	0.9	4.0	10.2	4.6	8.3	33.8	---	---	13
AI	5249.0	M	467016	7117970	0.6	1.6	1.6	2.6	1.4	11.7	---	---	326

CX = COAXIAL
CP = COPLANAR

Note: EM values shown above are local amplitudes

*Estimated Depth may be unreliable because the stronger part of the conductor may be deeper or to one side of the flight line, or because of a shallow dip or magnetite/overburden effects

JOB 659

EM Anomaly List

Label	Fid	Interp	XUTM m	YUTM m	CX 1104 HZ Real ppm	CX 1104 HZ Quad ppm	CP 877 HZ Real ppm	CP 877 HZ Quad ppm	CP 7180 HZ Real ppm	CP 7180 HZ Quad ppm	Vertical Dike COND siemens	Vertical Dike DEPTH* m	Mag. Corr NT
LINE 11070													
AJ	5277.5	M	467064	7119128	0.9	1.0	1.5	0.7	2.0	0.4	---	---	68
AK	5290.0	M	467041	7119385	3.2	0.4	10.2	1.5	5.9	12.8	---	---	112
AL	5325.0	S?	467060	7119868	0.0	5.9	2.3	6.7	2.6	50.4	---	---	0
AM	5340.3	S?	467069	7120392	0.6	1.9	0.4	2.6	3.2	16.0	---	---	0
AN	5401.7	B?	467122	7122557	1.4	2.1	0.8	1.3	1.0	10.0	---	---	13
AO	5414.0	M	467110	7122981	0.8	0.9	1.5	1.0	1.4	1.0	---	---	0
AP	5417.5	M	467106	7123097	6.2	0.9	15.1	0.6	12.4	1.1	---	---	156
AQ	5421.9	B?	467104	7123245	10.4	2.4	25.2	2.3	20.1	14.2	---	---	0
AR	5509.8	S?	467157	7125927	1.3	3.4	0.5	3.4	4.2	26.9	1.4	31	13
LINE 11080													
A	4025.0	S	467080	7085607	0.2	5.3	0.2	7.4	2.4	52.3	---	---	0
B	3957.0	S?	467122	7087336	0.8	5.8	0.3	8.7	3.2	67.4	---	---	13
C	3908.3	B	467115	7088570	8.9	3.5	15.5	12.2	23.9	0.6	25.4	30	0
D	3902.4	B	467117	7088719	5.7	4.6	8.4	13.0	38.0	48.0	7.6	41	0
E	3877.5	M	467123	7089292	0.0	1.6	10.0	2.4	0.1	14.4	---	---	27
F	3855.8	B?	467142	7089662	1.0	16.2	8.5	27.0	19.3	125.2	0.4	5	13
G	3831.2	B?	467155	7090367	1.1	6.2	0.0	9.1	24.6	43.6	0.7	12	0
H	3805.0	S	467131	7091167	0.1	6.6	0.3	8.7	6.4	56.9	---	---	13
I	3787.2	B?	467182	7091735	0.1	6.5	0.4	7.0	10.8	47.1	0.4	0	13
J	3779.4	B?	467175	7091948	1.8	6.0	1.3	2.6	5.3	33.7	---	---	0
K	3764.5	B?	467163	7092188	5.4	14.3	3.1	18.7	54.8	63.1	2.1	9	13
L	3753.5	B?	467164	7092434	0.2	5.3	1.6	8.3	27.0	27.8	0.4	0	0
M	3739.2	S?	467169	7092828	2.0	5.2	1.2	5.3	10.8	44.5	---	---	0
N	3721.9	B?	467169	7093393	0.7	1.8	0.5	1.3	1.8	10.9	---	---	13
O	3710.5	B?	467178	7093809	1.8	5.2	0.7	8.1	27.5	38.9	1.3	17	0
P	3700.4	B?	467162	7094157	2.0	2.2	2.3	3.9	12.4	3.7	---	---	13
Q	3695.8	B?	467171	7094309	0.6	5.3	2.1	7.3	13.1	34.5	0.5	0	0
R	3668.7	D	467191	7095223	20.3	31.0	17.4	32.5	88.1	101.0	4.5	8	13
S	3665.1	B?	467191	7095361	5.3	4.6	9.7	5.5	18.0	22.2	---	---	0
T	3635.0	M	467198	7096477	17.3	2.7	41.3	1.6	6.6	11.7	---	---	22
U	3627.5	M	467201	7096734	11.3	1.0	29.0	1.5	24.4	3.9	---	---	421
V	3623.0	D	467202	7096883	2.1	2.7	3.9	2.8	36.9	22.4	2.7	72	0
W	3577.0	S	467231	7098440	7.3	2.0	18.1	2.6	12.9	17.3	---	---	0
X	3568.5	M	467223	7098730	1.9	3.0	4.0	9.5	18.2	51.2	---	---	72
Y	3555.0	M	467230	7099129	6.1	3.9	12.6	7.9	11.7	29.4	---	---	268
Z	3529.0	M	467221	7099728	3.4	0.3	1.6	1.4	1.0	9.1	---	---	10
AA	3511.5	B?	467240	7100132	2.0	10.7	8.3	8.7	21.6	60.1	0.8	0	0
AB	3450.0	M	467284	7102178	4.4	2.1	16.4	1.5	12.5	12.0	---	---	56
AC	3448.1	B?	467286	7102238	1.7	2.1	5.1	1.4	2.1	11.2	---	---	13
AD	3441.0	M	467292	7102467	3.6	0.5	9.3	1.3	14.8	7.2	---	---	13
AE	3430.0	M	467284	7102835	0.0	2.4	4.7	4.9	3.8	18.3	---	---	13
AF	3424.0	B?	467276	7103032	7.0	3.9	9.8	2.8	7.5	17.0	14.0	41	13
AG	3405.3	B?	467311	7103650	4.8	1.1	7.7	1.0	3.6	9.3	---	---	14
AH	3395.8	B?	467339	7103944	1.8	5.0	4.8	8.6	3.4	61.8	1.4	35	6
AI	3391.0	B?	467353	7104086	7.2	4.0	13.1	4.5	12.4	37.2	14.0	45	13

CX = COAXIAL
CP = COPLANAR

Note: EM values shown above are local amplitudes

*Estimated Depth may be unreliable because the stronger part of the conductor may be deeper or to one side of the flight line, or because of a shallow dip or magnetite/overburden effects

JOB 659

EM Anomaly List

Label	Fid	Interp	XUTM m	YUTM m	CX 1104 HZ Real ppm	CX 1104 HZ Quad ppm	CP 877 HZ Real ppm	CP 877 HZ Quad ppm	CP 7180 HZ Real ppm	CP 7180 HZ Quad ppm	Vertical Dike COND siemens	Vertical Dike DEPTH* m	Mag. Corr NT
LINE 11080													
AJ	3386.0	M	467350	7104236	4.5	3.4	1.8	4.6	2.9	26.8	---	---	13
AK	3312.5	M	467347	7106246	0.2	1.0	7.2	1.2	5.7	5.3	---	---	0
AL	3273.0	M	467361	7106996	3.6	0.6	3.0	0.5	0.8	3.5	---	---	118
AM	3266.0	B?	467372	7107171	2.0	2.0	2.1	0.9	2.7	8.8	---	---	0
AN	3250.0	M	467356	7107505	0.1	0.1	6.5	1.4	5.1	6.8	---	---	308
AO	3244.4	B?	467349	7107637	4.4	1.9	8.6	1.5	7.2	10.5	16.7	41	0
AP	3239.8	B?	467346	7107764	4.5	1.7	5.4	0.8	3.0	7.0	---	---	13
AQ	3236.0	M	467346	7107880	0.2	1.6	5.1	1.1	1.3	6.0	---	---	13
AR	3221.3	B?	467362	7108344	0.0	3.7	6.7	3.1	5.1	20.7	---	---	240
AS	3200.0	S	467355	7108857	0.6	0.9	0.3	0.7	0.0	7.3	---	---	0
AT	3054.2	B?	467392	7111401	2.5	1.2	1.5	1.8	2.6	9.6	12.2	55	0
AU	3044.6	S?	467389	7111695	1.2	1.6	0.4	1.6	1.4	9.4	---	---	0
AV	2882.0	S?	467399	7116364	2.7	1.7	0.7	1.2	0.2	7.9	8.9	59	13
LINE 11081													
A	2625.0	S	467466	7114169	1.7	0.9	0.9	2.0	0.9	13.5	---	---	0
B	2593.0	B?	467430	7115334	6.0	2.1	4.1	2.2	7.1	16.2	25.5	48	0
C	2568.9	S?	467464	7116445	2.3	3.2	2.3	3.8	3.9	27.3	2.5	68	24
D	2546.5	M	467472	7117224	0.2	1.2	0.5	3.3	0.6	13.4	---	---	93
E	2523.5	M	467515	7118093	0.4	0.2	4.1	1.5	3.7	0.3	---	---	436
F	2515.5	B?	467527	7118355	9.4	1.5	20.3	0.8	17.3	6.4	---	---	0
G	2497.5	M	467520	7119021	0.0	0.9	8.8	1.8	4.2	8.3	---	---	126
H	2486.0	M	467507	7119369	0.0	0.8	6.9	2.1	9.5	8.1	---	---	0
I	2470.0	S?	467508	7119968	1.3	5.6	1.2	8.4	0.8	67.7	---	---	0
J	2460.6	D	467494	7120325	1.0	2.6	0.7	1.7	0.2	12.5	1.2	48	0
K	2454.1	B?	467484	7120587	2.6	2.4	4.0	1.0	2.7	6.2	4.7	68	24
L	2432.6	D	467493	7121440	0.2	1.3	1.1	2.7	7.3	20.7	---	---	0
M	2389.0	B?	467544	7123053	4.9	2.5	9.2	3.5	13.8	29.5	---	---	0
N	2342.5	S?	467554	7124308	0.8	1.4	1.0	2.2	0.2	17.7	---	---	0
O	2322.7	B?	467538	7125023	1.9	1.0	0.3	1.1	1.2	5.8	---	---	0
P	2300.8	B?	467483	7125782	1.3	1.8	0.9	0.9	1.0	3.6	---	---	0
Q	2291.6	B?	467403	7126079	1.7	2.1	1.9	1.1	2.2	9.7	2.7	71	0
LINE 11090													
A	896.0	S	467502	7085409	0.5	4.7	0.4	6.8	5.2	46.1	---	---	17
B	930.0	S	467506	7086782	0.1	2.1	0.1	2.4	1.4	20.4	---	---	22
C	957.0	D	467520	7087747	6.0	12.8	8.5	11.6	39.0	29.0	2.6	6	17
D	963.8	D	467505	7087921	11.2	18.0	12.7	24.1	50.1	55.0	3.4	19	0
E	967.1	D	467504	7088008	6.9	25.0	13.4	40.6	89.4	101.7	1.8	0	0
F	976.0	D	467496	7088224	7.5	20.0	13.2	26.8	74.9	79.5	2.4	4	0
G	983.4	B?	467505	7088456	3.6	4.6	3.2	9.1	21.5	40.0	3.3	45	0
H	1008.4	B	467533	7089483	5.2	8.1	9.3	11.9	23.2	23.9	---	---	17
I	1011.8	D	467542	7089630	9.7	14.2	12.4	18.9	44.0	17.5	---	---	0
J	1018.0	B?	467542	7089902	2.0	7.2	1.4	6.2	25.2	36.7	1.2	5	8
K	1023.7	B	467539	7090137	16.1	29.6	22.8	50.2	120.4	67.5	3.1	10	0
L	1029.3	D	467540	7090336	4.6	7.2	10.4	24.3	60.5	25.6	2.7	42	0

CX = COAXIAL
CP = COPLANAR

Note: EM values shown above are local amplitudes

*Estimated Depth may be unreliable because the stronger part of the conductor may be deeper or to one side of the flight line, or because of a shallow dip or magnetite/overburden effects

JOB 659

EM Anomaly List

Label	Fid	Interp	XUTM m	YUTM m	CX 1104 HZ Real ppm	CX 1104 HZ Quad ppm	CP 877 HZ Real ppm	CP 877 HZ Quad ppm	CP 7180 HZ Real ppm	CP 7180 HZ Quad ppm	Vertical Dike COND siemens	Vertical Dike DEPTH* m	Mag. Corr NT
LINE 11090													
M	1084.1	S?	467578	7092040	2.5	1.6	0.6	0.8	1.3	4.5	---	---	0
N	1167.2	D	467591	7094248	4.5	14.6	1.7	9.6	27.9	40.5	1.7	0	0
O	1172.9	B	467581	7094478	3.8	13.0	9.0	25.8	70.9	34.5	---	---	17
P	1185.0	B?	467607	7094921	0.2	2.1	0.3	2.1	5.6	19.2	---	---	0
Q	1189.3	B	467617	7095048	5.8	5.3	1.6	1.9	9.7	14.3	6.3	33	0
R	1257.0	S?	467630	7097432	2.7	3.7	1.4	5.5	4.5	34.8	---	---	0
S	1299.0	S?	467614	7098705	4.8	3.8	17.2	2.0	14.5	12.2	---	---	0
T	1332.2	B	467642	7099959	5.2	3.2	7.1	6.0	18.2	8.8	10.9	38	0
U	1335.0	M	467643	7100058	5.2	3.5	3.9	6.1	18.2	18.2	---	---	85
V	1342.0	M	467642	7100311	0.9	1.8	1.8	4.0	0.5	15.4	---	---	17
W	1370.0	S	467640	7101427	3.7	1.6	4.6	1.1	2.1	9.9	---	---	0
X	1417.0	B?	467661	7103446	0.0	1.1	0.3	1.7	8.0	7.4	---	---	0
Y	1445.0	M	467696	7104589	2.1	0.4	0.6	0.5	0.5	4.9	---	---	22
Z	1452.5	M	467699	7104863	0.6	2.4	0.1	4.2	0.2	32.8	---	---	0
AA	1457.7	B?	467711	7105038	0.7	4.0	5.6	5.3	4.6	40.4	---	---	0
AB	1510.0	M	467773	7106781	0.3	0.7	0.7	0.5	0.1	2.5	---	---	74
AC	1526.0	M	467711	7107336	1.2	1.1	1.4	1.0	0.2	4.3	---	---	0
AD	1558.8	S?	467766	7107624	6.6	2.7	1.3	0.5	0.8	2.7	---	---	1
AE	1595.2	B?	467747	7108090	2.7	1.8	3.5	0.5	3.5	4.9	7.6	51	0
AF	1609.0	S?	467755	7108550	0.4	1.5	1.3	2.1	1.0	13.3	---	---	0
AG	1866.4	S	467828	7114137	4.4	1.0	5.3	2.2	5.8	13.4	---	---	17
AH	1879.0	M	467842	7114665	4.7	0.4	0.4	0.6	0.2	3.4	---	---	48
AI	1907.5	M	467846	7115726	0.6	1.7	3.7	2.4	3.0	16.6	---	---	0
AJ	1910.4	B?	467850	7115812	10.7	2.3	22.3	2.4	20.6	17.1	---	---	17
AK	1934.0	M	467854	7116395	0.5	0.2	1.1	0.4	0.6	0.4	---	---	127
AL	1952.5	B?	467865	7116975	0.7	2.0	1.3	0.9	2.6	6.5	---	---	17
AM	1975.0	M	467856	7117643	0.4	2.5	2.8	0.8	2.3	6.8	---	---	108
AN	1998.0	M	467876	7118169	8.7	1.1	13.5	1.5	10.5	5.3	---	---	0
AO	2003.2	B?	467867	7118347	12.1	2.9	23.2	1.4	21.2	11.9	57.4	20	17
AP	2013.0	M	467863	7118688	0.0	2.3	10.0	1.9	10.8	13.0	---	---	286
AQ	2022.5	M	467871	7119020	9.3	0.8	20.2	0.5	16.1	2.5	---	---	17
AR	2038.8	B?	467888	7119441	2.5	2.2	2.0	1.3	1.9	7.7	---	---	0
AS	2057.4	B?	467868	7119743	5.3	1.9	3.6	2.3	2.7	11.5	24.8	48	0
AT	2084.3	B?	467889	7120226	4.0	0.0	3.1	0.2	0.2	1.6	---	---	11
AU	2089.7	B?	467897	7120362	1.3	3.0	0.2	2.2	2.7	16.4	1.5	33	0
AV	2165.1	B?	467899	7122477	1.5	3.2	3.0	4.9	3.2	31.0	---	---	17
AW	2196.0	M	467924	7123461	2.0	0.4	0.6	0.1	1.2	0.1	---	---	0
LINE 11100													
A	8607.1	S?	467879	7085647	0.2	5.7	0.2	8.1	1.8	58.0	---	---	35
B	8593.0	M	467881	7086153	0.0	0.5	7.7	0.7	7.5	2.2	---	---	25
C	8586.5	M	467893	7086387	5.3	5.0	10.5	7.3	7.8	54.4	---	---	19
D	8583.0	S?	467896	7086510	0.2	4.1	1.1	6.6	7.9	49.1	---	---	19
E	8572.5	M	467894	7086832	2.0	1.5	5.8	11.8	21.0	57.2	---	---	16
F	8565.0	M	467901	7087068	2.8	9.7	6.7	15.6	16.0	88.2	---	---	19
G	8548.2	B	467911	7087595	33.8	77.5	52.5	126.6	319.0	445.2	4.4	4	0

CX = COAXIAL
CP = COPLANAR

Note: EM values shown above are local amplitudes

*Estimated Depth may be unreliable because the stronger part of the conductor may be deeper or to one side of the flight line, or because of a shallow dip or magnetite/overburden effects

EM Anomaly List

Label	Fid	Interp	XUTM m	YUTM m	CX 1104 HZ Real ppm	CX 1104 HZ Quad ppm	CP 877 HZ Real ppm	CP 877 HZ Quad ppm	CP 7180 HZ Real ppm	CP 7180 HZ Quad ppm	Vertical Dike COND siemens	Vertical Dike DEPTH* m	Mag. Corr NT
LINE 11100													
H	8544.7	D	467913	7087698	48.0	85.3	16.7	81.0	200.8	333.9	4.8	12	16
I	8512.5	M	467918	7088664	0.1	1.9	1.4	2.5	2.3	17.0	---	---	0
J	8503.0	S?	467915	7088929	0.0	2.4	7.0	4.6	8.0	27.1	---	---	169
K	8480.7	B	467947	7089587	10.9	9.7	18.9	25.8	41.8	16.2	8.1	24	19
L	8474.5	D	467960	7089785	9.9	14.9	6.5	16.1	46.2	30.0	3.7	22	19
M	8462.0	S?	467983	7090205	2.7	6.9	2.6	9.5	12.4	51.1	---	---	19
N	8411.5	M	467965	7091652	0.1	1.7	0.1	1.5	0.4	12.3	---	---	19
O	8394.0	B?	467974	7091913	2.2	2.8	0.8	2.7	1.7	21.8	2.8	77	0
P	8386.2	B?	467999	7092013	4.5	0.9	12.6	0.4	12.1	0.1	---	---	19
Q	8376.7	B?	467992	7092160	1.8	6.1	6.9	6.2	9.4	44.1	1.2	30	19
R	8363.0	S?	467960	7092447	1.6	1.8	0.6	1.2	0.0	10.5	---	---	0
S	8340.3	S?	467973	7092954	1.5	0.2	1.2	0.4	0.5	0.7	---	---	18
T	8298.4	S?	467956	7093777	1.6	3.4	0.1	3.8	4.5	25.5	---	---	0
U	8276.7	B	467971	7094375	8.6	20.1	11.6	31.0	85.5	77.7	2.8	0	0
V	8275.0	B	467967	7094427	7.1	16.2	11.6	22.6	47.0	28.6	2.7	1	19
W	8264.0	B	467971	7094813	0.6	0.7	0.5	0.3	0.2	2.0	---	---	0
X	8256.7	B	467982	7095092	6.8	7.1	6.4	11.8	25.6	23.6	5.5	27	19
Y	8234.0	S	467987	7095887	1.5	1.3	4.2	2.0	4.4	12.8	---	---	19
Z	8200.0	S	468016	7096985	0.1	2.4	6.5	3.1	5.1	21.2	---	---	19
AA	8145.0	S	468021	7098910	3.6	0.4	9.3	1.0	7.3	19.6	---	---	19
AB	8135.0	M	468005	7099249	0.3	2.4	1.4	5.2	1.7	26.9	---	---	19
AC	8113.4	B?	468028	7100046	2.8	1.5	3.4	1.7	10.9	7.8	---	---	19
AD	8065.9	S?	468058	7101592	1.0	3.8	3.1	4.0	2.1	29.5	---	---	0
AE	8032.0	S?	468093	7102512	3.5	1.7	5.7	1.9	7.5	16.6	---	---	0
AF	7956.3	B?	468112	7104647	0.9	1.0	1.7	0.6	2.7	4.9	---	---	0
AG	7914.9	B?	468113	7105410	1.0	1.2	1.3	0.1	4.0	0.4	---	---	0
AH	7881.5	M	468110	7106322	0.0	0.6	19.3	0.5	0.6	3.9	---	---	0
AI	7870.0	M	468134	7106691	0.2	0.4	0.7	0.7	0.7	4.1	---	---	19
AJ	7861.5	M	468148	7106966	1.0	0.5	19.0	0.4	16.0	0.7	---	---	0
AK	7835.9	M	468158	7107404	14.1	0.8	24.7	0.8	24.1	1.1	---	---	0
AL	7814.0	M	468138	7107733	0.3	0.7	6.1	1.3	0.5	7.1	---	---	0
AM	7785.0	S	468145	7108574	2.6	1.5	2.1	1.4	2.0	8.9	---	---	0
AN	7758.0	M	468164	7109214	0.2	0.6	0.9	0.6	0.1	2.9	---	---	0
AO	7698.2	S?	468163	7110265	1.5	1.5	2.2	2.9	1.1	18.6	---	---	0
AP	7631.0	S?	468172	7111314	1.1	1.7	1.3	2.0	0.7	14.9	---	---	19
AQ	7619.9	S?	468174	7111472	3.3	0.6	3.0	0.1	3.3	0.6	---	---	19
AR	7550.0	D	468200	7113217	2.4	10.0	0.7	14.2	40.8	60.5	1.1	4	0
AS	7537.7	B?	468205	7113550	2.4	1.4	5.0	1.3	4.2	10.3	---	---	19
AT	7503.0	M	468216	7114559	13.1	0.7	25.4	1.0	21.0	2.5	---	---	14
AU	7493.0	M	468219	7114892	10.9	1.6	21.1	2.7	18.3	19.0	---	---	5
AV	7481.0	M	468222	7115296	0.0	0.6	15.1	1.0	3.7	4.1	---	---	136
AW	7458.5	M	468228	7115941	0.3	0.3	0.4	0.7	1.1	3.4	---	---	0
AX	7439.0	M	468238	7116546	0.5	1.0	0.4	0.8	0.5	5.9	---	---	0
AY	7430.2	S?	468246	7116760	5.1	0.1	8.4	0.3	6.9	0.6	---	---	0
AZ	7426.0	M	468250	7116850	0.6	0.4	2.4	0.3	1.7	0.9	---	---	142
BA	7398.3	B?	468268	7117344	0.7	2.9	2.0	1.6	0.4	9.1	0.8	24	19

CX = COAXIAL
CP = COPLANAR

Note: EM values shown above are local amplitudes

*Estimated Depth may be unreliable because the stronger part of the conductor may be deeper or to one side of the flight line, or because of a shallow dip or magnetite/overburden effects

JOB 659

EM Anomaly List

Label	Fid	Interp	XUTM m	YUTM m	CX 1104 HZ Real ppm	CX 1104 HZ Quad ppm	CP 877 HZ Real ppm	CP 877 HZ Quad ppm	CP 7180 HZ Real ppm	CP 7180 HZ Quad ppm	Vertical Dike COND siemens	Vertical Dike DEPTH* m	Mag. Corr NT
LINE 11100													
BB	7382.5	B?	468278	7117556	8.9	0.9	10.6	0.5	10.3	4.3	165.3	63	0
BC	7377.5	M	468270	7117632	0.0	0.5	5.1	0.2	1.8	2.1	---	---	61
BD	7372.7	B?	468260	7117727	7.1	2.3	9.7	2.1	6.1	12.1	---	---	19
BE	7363.5	B?	468257	7117984	2.0	3.0	6.7	3.0	6.7	19.9	---	---	0
BF	7349.0	M	468284	7118428	5.7	1.1	12.2	2.2	9.2	9.0	---	---	363
BG	7343.4	M	468293	7118572	8.7	0.2	20.6	0.1	18.4	11.0	---	---	0
BH	7337.5	M	468312	7118689	2.8	1.4	5.0	3.2	4.7	19.7	---	---	0
BI	7311.0	M	468295	7119250	0.0	0.5	0.1	2.7	1.7	21.4	---	---	0
BJ	7292.5	B?	468288	7119582	1.2	3.3	8.1	3.9	15.0	22.1	---	---	19
BK	7268.9	B?	468278	7120058	2.9	1.4	1.9	1.4	2.7	8.6	---	---	17
BL	7255.1	B?	468294	7120400	2.1	0.6	1.2	0.5	2.1	3.7	---	---	0
BM	7191.8	B?	468309	7121857	0.2	1.2	1.4	0.6	0.7	3.5	---	---	19
BN	7148.2	B?	468316	7122982	1.5	3.5	1.1	2.3	1.2	20.4	1.5	43	19
BO	7134.5	M	468314	7123256	2.8	1.7	9.7	1.9	8.3	13.7	---	---	0
BP	7121.0	M	468317	7123457	0.2	0.2	10.3	0.8	8.9	2.4	---	---	0
BQ	7105.5	B?	468314	7123796	3.8	1.0	4.4	0.7	2.1	2.5	34.2	44	0
BR	7070.0	M	468333	7124728	0.7	0.8	3.8	0.9	1.4	6.1	---	---	0
BS	7035.0	M	468360	7125877	0.5	0.2	3.5	0.0	2.6	0.0	---	---	78
LINE 11110													
A	4882.4	B	468291	7086258	3.7	4.1	9.0	3.9	12.8	9.3	---	---	17
B	4890.5	B	468294	7086579	9.2	9.8	15.0	17.9	44.7	22.2	5.9	27	0
C	4898.8	B?	468292	7086914	1.8	1.1	3.8	7.4	32.1	18.0	---	---	0
D	4905.2	D	468292	7087162	1.4	4.2	2.0	4.5	5.9	31.1	1.3	29	17
E	4909.8	D	468303	7087336	1.1	6.3	1.6	8.2	8.9	52.3	0.7	12	17
F	4935.0	S	468314	7088351	1.0	2.4	1.4	2.8	2.4	20.4	---	---	17
G	4952.6	B?	468318	7088970	1.2	3.3	1.8	4.0	3.3	18.3	---	---	17
H	4960.0	B?	468320	7089173	1.9	0.7	4.3	1.0	6.0	15.8	---	---	0
I	4989.0	B?	468331	7089726	23.3	3.2	35.0	5.9	32.5	25.1	---	---	0
J	4993.3	D	468330	7089772	27.5	5.5	38.9	3.5	45.2	21.2	101.8	2	17
K	5025.6	S?	468382	7090557	3.3	4.1	0.2	7.2	12.2	40.5	---	---	0
L	5065.5	S?	468360	7091670	3.4	2.4	5.0	2.2	8.6	3.6	---	---	0
M	5088.7	B?	468368	7092284	4.0	3.4	1.5	1.9	4.5	8.2	---	---	0
N	5189.4	S?	468393	7093920	3.4	4.4	6.6	7.4	8.0	57.5	---	---	17
O	5209.6	D	468415	7094314	7.1	10.2	3.2	2.7	15.4	5.2	3.5	20	17
P	5212.1	D	468411	7094381	8.4	8.6	5.1	7.4	29.0	14.0	---	---	0
Q	5216.8	D	468394	7094519	3.2	7.2	6.7	12.0	36.7	18.2	2.1	16	0
R	5234.7	D	468405	7095116	13.0	23.8	3.9	18.4	50.9	80.6	3.0	18	17
S	5236.2	B?	468408	7095170	13.1	23.8	11.2	34.5	86.6	112.3	3.0	18	17
T	5292.5	M	468422	7096982	0.0	1.4	4.1	1.7	4.1	13.9	---	---	82
U	5308.9	B?	468426	7097482	0.4	3.9	1.6	4.0	2.5	23.3	---	---	17
V	5311.4	B?	468427	7097573	1.6	4.9	2.5	6.2	6.7	41.9	---	---	17
W	5317.0	B?	468431	7097780	0.8	3.4	2.4	6.5	5.5	41.7	0.8	15	17
X	5326.8	D	468426	7098154	1.8	4.1	2.1	2.4	8.7	6.8	1.6	27	14
Y	5331.3	D	468415	7098341	5.0	6.2	3.5	9.2	23.7	33.5	3.8	34	17
Z	5335.4	B?	468419	7098537	3.8	12.9	2.9	21.5	57.9	82.6	1.6	4	17

CX = COAXIAL
CP = COPLANAR

Note: EM values shown above are local amplitudes

*Estimated Depth may be unreliable because the stronger part of the conductor may be deeper or to one side of the flight line, or because of a shallow dip or magnetite/overburden effects

JOB 659

EM Anomaly List

Label	Fid	Interp	XUTM m	YUTM m	CX 1104 HZ Real ppm	CX 1104 HZ Quad ppm	CP 877 HZ Real ppm	CP 877 HZ Quad ppm	CP 7180 HZ Real ppm	CP 7180 HZ Quad ppm	Vertical Dike COND siemens	Vertical Dike DEPTH* m	Mag. Corr NT
LINE 11110													
AA	5362.5	M	468434	7099718	1.2	0.3	3.7	0.3	4.3	2.7	---	---	17
AB	5379.0	M	468448	7100494	3.5	0.5	5.7	0.7	5.9	4.0	---	---	32
AC	5390.0	S	468481	7100997	1.8	1.6	2.9	3.5	4.9	23.1	---	---	0
AD	5450.0	S?	468517	7103128	3.1	0.0	2.7	0.5	1.7	2.0	---	---	17
AE	5500.0	M	468507	7104808	2.1	2.6	1.8	3.7	6.2	28.5	---	---	0
AF	5503.3	B?	468507	7104918	2.6	3.2	4.1	4.9	6.7	35.1	3.1	60	0
AG	5516.5	M	468517	7105319	1.3	1.0	1.6	0.4	1.2	3.4	---	---	0
AH	5521.8	B?	468522	7105446	2.7	3.3	4.9	1.5	4.0	13.2	3.2	57	0
AI	5540.0	S	468509	7105744	0.5	1.6	1.9	1.6	1.7	11.2	---	---	0
AJ	5556.0	M	468528	7106256	1.6	0.5	0.9	0.3	0.4	0.8	---	---	0
AK	5574.0	M	468513	7106834	1.3	1.3	1.3	1.1	4.5	1.5	---	---	0
AL	5580.0	M	468520	7106995	0.1	1.4	2.1	1.4	1.7	5.5	---	---	4
AM	5594.0	M	468536	7107343	1.1	0.4	4.1	0.8	4.0	5.3	---	---	33
AN	5605.0	M	468538	7107485	0.0	0.4	18.6	1.3	16.5	4.6	---	---	0
AO	5640.0	M	468525	7107892	0.2	1.0	3.6	1.0	3.1	4.5	---	---	0
AP	5660.0	M	468553	7108485	1.2	1.6	0.4	1.4	0.7	5.3	---	---	166
AQ	5674.8	B?	468550	7109006	3.3	1.9	7.8	1.2	2.3	9.1	---	---	0
AR	5684.0	M	468554	7109271	0.2	2.2	0.8	3.0	0.7	20.6	---	---	21
AS	5775.0	S	468579	7110717	2.5	0.0	1.0	1.2	0.2	9.2	---	---	0
AT	5825.6	S?	468582	7111635	0.8	4.9	0.0	4.6	1.9	37.9	---	---	0
AU	5860.0	S?	468609	7112433	0.0	2.5	0.7	4.4	2.9	27.2	---	---	23
AV	5880.0	S?	468615	7113187	0.5	1.8	1.2	1.7	0.3	12.0	---	---	1
AW	5919.0	M	468610	7114290	0.6	0.4	1.8	0.4	0.4	2.7	---	---	17
AX	5932.0	M	468635	7114727	0.1	0.2	0.1	0.1	0.2	0.1	---	---	245
AY	5958.0	M	468624	7115703	2.6	0.5	0.7	0.3	0.3	3.3	---	---	92
AZ	5984.9	M	468640	7116773	4.7	0.3	5.7	0.3	5.2	0.8	---	---	17
BA	6006.6	B?	468673	7117619	4.8	2.4	3.0	1.9	2.5	9.9	14.1	35	17
BB	6020.0	M	468652	7118088	5.4	0.4	4.5	0.6	6.7	4.1	---	---	17
BC	6035.0	M	468676	7118599	7.4	0.7	17.2	0.1	15.7	0.7	---	---	0
BD	6044.0	M	468697	7118881	1.0	0.3	1.1	1.3	1.3	8.4	---	---	0
BE	6047.6	B?	468702	7118967	11.7	1.4	24.6	0.4	21.1	4.9	---	---	0
BF	6062.3	M	468700	7119266	7.8	1.9	5.1	5.3	4.1	16.5	---	---	0
BG	6068.0	B?	468691	7119372	54.1	4.7	118.7	2.5	103.4	40.4	342.4	20	30
BH	6086.1	B?	468675	7119728	1.4	1.5	1.5	1.7	2.3	12.5	---	---	0
BI	6096.5	B?	468675	7119860	1.6	1.9	3.8	2.0	0.1	13.7	2.8	88	0
BJ	6110.6	B?	468691	7120084	0.3	1.3	4.5	1.3	0.5	7.2	---	---	0
BK	6122.7	B?	468695	7120270	1.8	0.8	0.4	0.2	1.8	0.2	12.1	75	0
BL	6129.1	B?	468695	7120402	0.8	1.9	0.5	1.3	0.6	6.2	---	---	0
BM	6151.3	B?	468715	7121004	0.6	3.9	0.8	3.7	1.8	27.9	0.6	10	17
BN	6218.4	B?	468722	7122854	2.7	2.3	2.4	1.5	1.4	11.8	5.5	59	0
BO	6222.5	M	468726	7122957	8.6	0.3	2.7	1.2	2.4	11.7	---	---	88
BP	6226.9	B?	468728	7123063	12.5	1.5	26.4	0.8	21.2	5.3	135.3	48	0
BQ	6232.0	M	468723	7123176	1.7	1.2	5.4	2.3	5.8	14.4	---	---	17
BR	6257.0	M	468726	7123637	0.5	1.0	1.5	0.6	1.8	4.4	---	---	0
BS	6271.0	M	468742	7123998	0.5	0.4	2.6	0.2	2.4	1.6	---	---	0
BT	6329.0	B?	468758	7124842	2.7	2.5	5.8	2.6	3.9	16.5	---	---	13

CX = COAXIAL
CP = COPLANAR

Note: EM values shown above are local amplitudes

*Estimated Depth may be unreliable because the stronger part of the conductor may be deeper or to one side of the flight line, or because of a shallow dip or magnetite/overburden effects

JOB 659

EM Anomaly List

Label	Fid	Interp	XUTM m	YUTM m	CX 1104 HZ Real ppm	CX 1104 HZ Quad ppm	CP 877 HZ Real ppm	CP 877 HZ Quad ppm	CP 7180 HZ Real ppm	CP 7180 HZ Quad ppm	Vertical Dike COND siemens	Vertical Dike DEPTH* m	Mag. Corr NT
LINE 11110													
BU	6350.0	B?	468732	7125529	16.1	1.5	25.6	1.1	30.8	6.1	---	---	0
BV	6357.5	M	468745	7125761	10.6	2.7	9.3	3.2	8.6	16.7	---	---	107
BW	6361.5	B?	468759	7125876	19.2	2.7	34.7	3.4	30.4	23.9	122.0	30	0
LINE 11120													
A	4712.1	B	468661	7085988	10.6	14.3	15.7	32.1	84.3	29.5	4.3	13	0
B	4706.5	E	468683	7086134	7.1	17.3	3.1	13.2	38.9	62.1	2.5	0	0
C	4655.0	S	468722	7087798	1.9	2.9	3.0	4.4	7.3	23.7	---	---	0
D	4632.5	B	468711	7088468	2.1	3.2	1.8	4.5	10.3	8.9	---	---	21
E	4578.0	D	468741	7089869	3.3	3.6	0.6	3.0	11.9	8.8	4.1	39	0
F	4568.0	S?	468731	7090227	2.3	4.7	3.4	6.5	8.3	35.6	---	---	0
G	4527.0	B?	468761	7091518	2.5	1.7	3.2	0.3	0.1	1.7	---	---	21
H	4516.5	B	468754	7091766	1.3	5.1	0.1	6.1	10.9	25.4	---	---	0
I	4492.2	B	468727	7092237	4.6	6.4	1.1	6.8	0.0	43.5	3.1	48	21
J	4462.5	B	468756	7092932	1.1	1.6	1.3	1.9	7.2	3.0	---	---	21
K	4420.0	B?	468779	7093980	2.1	3.7	0.4	6.2	16.6	25.5	---	---	20
L	4414.3	B?	468774	7094138	1.8	5.2	3.1	4.2	15.2	18.3	1.4	16	21
M	4407.1	B?	468795	7094344	0.7	6.0	0.6	7.4	6.3	31.0	0.5	0	42
N	4389.9	B?	468780	7094735	1.2	3.9	0.5	2.7	2.8	16.7	1.1	28	0
O	4376.0	D	468771	7095136	9.0	14.6	1.0	11.5	28.7	42.1	3.1	20	0
P	4372.1	B?	468780	7095251	2.9	5.8	4.1	9.0	19.1	23.6	---	---	0
Q	4369.1	B?	468789	7095348	1.2	3.9	2.4	3.1	7.2	11.5	---	---	24
R	4351.0	M	468838	7096046	0.0	0.8	0.8	0.7	0.6	2.4	---	---	244
S	4335.4	S	468826	7096636	4.5	1.7	5.3	1.4	2.1	9.7	---	---	21
T	4307.0	S	468796	7097707	1.5	2.3	2.4	1.8	4.6	15.6	---	---	0
U	4289.6	B	468851	7098242	23.2	34.4	35.0	66.3	173.2	109.4	4.9	10	7
V	4262.5	M	468839	7099122	0.7	0.1	4.4	0.9	1.2	6.9	---	---	46
W	4255.1	S?	468851	7099354	1.5	2.8	3.2	2.4	3.6	20.0	1.4	72	6
X	4204.8	S?	468860	7100592	0.7	2.7	0.3	2.0	2.1	11.7	---	---	21
Y	4102.5	S?	468921	7102957	3.2	1.3	2.9	3.0	1.1	23.2	---	---	0
Z	4012.3	B?	468932	7104510	1.9	2.5	2.3	2.0	2.5	11.8	2.5	73	0
AA	3971.7	B?	468946	7105238	1.9	4.3	0.9	4.6	3.1	30.5	1.8	33	0
AB	3960.0	M	468947	7105468	0.1	0.7	0.8	2.1	0.5	13.6	---	---	0
AC	3925.0	M	468950	7106317	1.7	0.6	3.6	1.0	3.1	5.0	---	---	230
AD	3888.0	M	468987	7107060	2.9	0.5	0.1	1.1	0.1	5.3	---	---	78
AE	3849.0	M	468943	7107651	0.1	0.1	3.3	0.8	2.4	2.3	---	---	0
AF	3831.0	M	468946	7108036	0.3	0.9	4.2	1.5	3.8	8.0	---	---	71
AG	3810.0	M	468956	7108687	0.7	0.1	0.7	0.2	1.1	0.6	---	---	75
AH	3796.0	M	468958	7109112	0.0	1.1	0.2	0.9	3.1	5.1	---	---	0
AI	3764.8	B?	468981	7109566	1.2	3.2	3.5	2.2	9.6	16.6	---	---	0
AJ	3732.1	S?	468972	7109915	0.5	2.1	0.6	2.0	0.4	17.2	---	---	0
AK	3715.0	S?	468963	7110327	1.3	3.3	0.9	5.2	2.7	38.3	---	---	21
AL	3674.1	B?	468961	7111359	2.8	2.0	1.4	0.8	0.1	6.6	6.8	65	0
AM	3663.4	B?	468957	7111552	4.9	1.7	1.4	2.9	1.7	17.3	23.9	55	0
AN	3656.2	B?	468994	7111705	0.2	2.3	0.9	1.6	4.2	12.7	---	---	0
AO	3636.0	M	469006	7112218	0.1	1.9	4.7	2.2	0.4	14.0	---	---	17

CX = COAXIAL
CP = COPLANAR

Note: EM values shown above are local amplitudes

*Estimated Depth may be unreliable because the stronger part of the conductor may be deeper or to one side of the flight line, or because of a shallow dip or magnetite/overburden effects

JOB 659

EM Anomaly List

Label	Fid	Interp	XUTM m	YUTM m	CX 1104 HZ Real ppm	CX 1104 HZ Quad ppm	CP 877 HZ Real ppm	CP 877 HZ Quad ppm	CP 7180 HZ Real ppm	CP 7180 HZ Quad ppm	Vertical Dike COND siemens	Vertical Dike DEPTH* m	Mag. Corr NT
LINE 11120													
AP	3613.5	M	469004	7112912	0.8	0.1	0.9	0.1	0.8	2.3	---	---	81
AQ	3594.0	M	469014	7113501	1.2	0.9	3.9	0.6	3.0	6.9	---	---	154
AR	3585.0	M	469016	7113737	1.7	0.8	2.4	1.4	0.1	6.6	---	---	0
AS	3566.2	B?	469021	7114327	0.1	2.6	1.4	2.0	6.0	13.7	---	---	0
AT	3551.0	M	469044	7114760	0.1	1.5	0.7	2.8	0.3	22.5	---	---	51
AU	3538.2	S?	469044	7115120	8.3	2.4	17.0	2.3	14.4	18.7	---	---	21
AV	3530.7	B?	469044	7115318	30.1	1.2	64.1	4.2	54.3	22.0	951.1	30	21
AW	3528.0	M	469046	7115389	5.4	2.7	5.1	4.2	4.4	22.0	---	---	218
AX	3524.8	B?	469055	7115469	1.4	2.8	8.6	3.5	5.9	20.4	---	---	108
AY	3475.0	S?	469043	7116839	1.4	2.6	0.7	3.8	0.4	32.2	---	---	21
AZ	3458.3	D	469040	7117327	33.9	3.7	81.5	4.7	67.5	22.7	208.2	25	21
BA	3453.3	D	469047	7117464	6.8	3.2	2.7	2.9	5.4	23.8	---	---	0
BB	3448.3	B?	469053	7117593	35.3	2.2	81.7	1.9	70.8	13.4	---	---	0
BC	3429.5	M	469048	7118101	0.5	2.0	1.1	2.3	0.5	11.1	---	---	0
BD	3392.0	M	469085	7119033	0.0	0.2	8.4	0.9	7.2	1.3	---	---	0
BE	3367.0	B?	469092	7119419	2.0	2.9	6.1	3.2	6.4	17.9	---	---	0
BF	3360.5	B?	469074	7119551	3.4	3.4	2.3	2.0	5.6	12.4	4.7	40	21
BG	3339.1	B?	469073	7119922	0.8	1.7	0.2	0.7	1.6	4.2	---	---	0
BH	3277.9	S?	469090	7121679	0.1	2.6	0.1	2.1	3.1	14.8	---	---	0
BI	3230.2	D	469132	7122718	2.0	4.8	0.5	1.3	0.1	9.3	1.7	31	21
BJ	3195.0	M	469145	7123371	0.2	0.5	2.8	0.5	3.4	1.4	---	---	0
BK	3176.5	M	469146	7123727	1.7	1.0	1.6	1.5	1.7	10.6	---	---	21
BL	3151.0	M	469128	7124217	0.0	0.2	13.6	1.6	7.7	8.4	---	---	0
BM	3128.8	B?	469153	7124674	1.6	1.4	3.2	0.1	2.7	0.2	4.3	59	21
BN	3099.0	M	469160	7125398	0.2	0.2	0.8	0.4	1.0	0.3	---	---	113
BO	3082.5	M	469146	7125765	1.5	0.8	31.0	1.6	4.9	5.2	---	---	203
LINE 11130													
A	1363.2	B	469109	7085811	4.3	14.9	12.1	20.6	50.4	101.0	1.6	5	0
B	1367.8	B	469107	7085987	4.6	14.9	8.8	20.6	50.4	101.0	1.7	1	0
C	1417.5	B	469126	7087799	2.2	4.8	6.1	7.7	19.4	2.6	---	---	0
D	1448.3	B	469199	7088298	10.4	15.0	16.9	19.5	47.7	55.9	3.9	22	0
E	1459.6	B	469180	7088529	1.5	0.7	1.6	0.9	2.7	3.5	---	---	20
F	1465.9	B	469164	7088670	1.2	2.9	1.4	4.2	5.9	23.5	---	---	19
G	1496.5	B?	469140	7089405	1.2	1.9	0.5	1.0	0.3	7.7	1.5	81	0
H	1523.6	B?	469155	7090089	0.8	4.3	1.0	4.9	16.1	22.3	---	---	0
I	1570.8	S?	469170	7091209	0.1	2.0	0.4	0.9	3.7	12.2	---	---	20
J	1583.8	B?	469178	7091623	1.2	6.9	1.0	7.7	10.4	35.3	---	---	0
K	1595.1	B?	469173	7091977	1.4	3.9	0.9	4.6	8.0	13.1	1.3	30	0
L	1603.6	B?	469176	7092187	1.1	3.2	1.0	1.6	0.2	6.9	---	---	20
M	1612.9	D	469190	7092394	4.0	2.0	1.3	0.0	4.2	11.7	---	---	0
N	1628.6	S?	469187	7092729	2.7	3.7	0.8	4.3	5.2	28.1	2.6	53	0
O	1651.9	B?	469201	7093425	1.1	3.8	1.4	3.0	8.3	17.3	---	---	0
P	1658.5	B?	469193	7093620	0.6	3.2	0.0	5.7	13.8	25.9	---	---	0
Q	1667.2	B?	469194	7093879	3.6	2.7	1.7	1.0	4.4	3.9	7.2	42	20
R	1682.5	B?	469204	7094332	1.0	1.9	2.0	1.2	4.9	11.5	---	---	13

CX = COAXIAL
CP = COPLANAR

Note: EM values shown above are local amplitudes

*Estimated Depth may be unreliable because the stronger part of the conductor may be deeper or to one side of the flight line, or because of a shallow dip or magnetite/overburden effects

JOB 659

EM Anomaly List

Label	Fid	Interp	XUTM m	YUTM m	CX 1104 HZ Real ppm	CX 1104 HZ Quad ppm	CP 877 HZ Real ppm	CP 877 HZ Quad ppm	CP 7180 HZ Real ppm	CP 7180 HZ Quad ppm	Vertical Dike COND siemens	Vertical Dike DEPTH* m	Mag. Corr NT
LINE 11130													
S	1717.0	D	469215	7095153	16.0	27.8	8.2	28.0	71.5	101.2	3.5	13	0
T	1773.0	S?	469227	7096850	0.6	2.0	1.3	2.1	0.9	14.1	---	---	21
U	1813.9	S?	469234	7097885	2.0	1.4	1.4	0.6	0.4	6.8	---	---	0
V	1827.5	B	469250	7098383	6.2	0.5	17.2	7.3	12.5	0.4	173.1	58	0
W	1879.2	B?	469276	7100200	0.3	3.5	1.7	3.1	1.8	20.0	0.4	0	20
X	1895.0	M	469272	7100757	0.7	3.5	2.4	4.0	3.6	28.2	---	---	0
Y	1897.8	S?	469275	7100826	5.1	4.0	8.0	4.4	11.0	29.8	---	---	0
Z	1932.2	B	469293	7101783	3.0	5.0	4.8	9.2	16.0	19.8	---	---	0
AA	1977.0	S?	469279	7102943	0.2	2.9	0.3	5.2	7.5	30.5	---	---	20
AB	2049.0	M	469331	7104753	6.5	1.3	14.8	1.7	3.9	8.9	---	---	23
AC	2056.8	B?	469306	7104992	9.1	2.4	14.8	2.9	16.3	23.5	---	---	0
AD	2085.0	S?	469306	7105758	0.1	2.7	0.1	2.3	4.2	14.5	---	---	20
AE	2140.0	M	469349	7107175	2.4	1.1	4.1	1.1	1.8	5.7	---	---	0
AF	2148.0	M	469357	7107357	1.2	0.7	3.6	0.1	4.8	0.2	---	---	0
AG	2199.0	M	469369	7108405	0.4	0.4	0.2	0.8	0.7	3.5	---	---	0
AH	2216.0	M	469359	7108932	0.1	0.4	5.5	0.7	2.7	5.6	---	---	0
AI	2226.6	S?	469382	7109243	4.7	3.1	6.7	5.2	3.7	35.4	---	---	20
AJ	2231.5	M	469381	7109380	0.1	0.2	0.4	4.4	0.3	31.5	---	---	114
AK	2246.8	B?	469385	7109708	6.7	2.8	8.6	1.8	9.2	12.5	---	---	20
AL	2255.3	S?	469355	7109839	1.5	3.9	1.7	3.9	10.7	27.3	---	---	0
AM	2356.0	S?	469411	7111555	1.3	0.9	1.0	2.1	0.6	17.8	5.8	86	0
AN	2411.0	M	469405	7112938	0.2	2.5	1.4	2.9	1.3	16.7	---	---	27
AO	2429.0	M	469433	7113556	0.9	0.5	2.3	0.7	0.9	9.8	---	---	20
AP	2446.0	M	469421	7114211	1.3	0.7	1.8	0.9	1.6	7.1	---	---	0
AQ	2459.1	B?	469438	7114749	11.0	3.1	19.3	5.0	16.3	35.7	44.5	35	0
AR	2465.0	M	469445	7114972	1.2	0.1	3.5	2.2	2.7	17.2	---	---	208
AS	2486.0	M	469483	7115757	0.4	0.8	1.0	1.6	0.3	9.3	---	---	106
AT	2526.5	B?	469474	7117282	1.5	4.1	3.0	3.6	4.5	24.9	---	---	0
AU	2541.0	M	469479	7117863	5.1	1.9	9.4	1.7	7.2	12.3	---	---	20
AV	2547.5	M	469486	7118132	0.0	1.1	5.9	0.9	5.1	4.6	---	---	397
AW	2576.5	B?	469491	7119003	4.9	1.4	6.3	1.2	4.8	4.0	---	---	0
AX	2604.9	B?	469494	7119493	4.8	4.7	4.5	3.9	7.8	25.4	---	---	20
AY	2648.0	B?	469485	7120242	1.5	3.6	3.0	2.0	4.4	13.6	---	---	20
AZ	2693.0	S	469506	7121782	1.8	0.7	1.6	1.1	0.5	7.7	---	---	20
BA	2721.5	B?	469538	7122525	1.0	4.4	2.4	2.1	3.1	13.0	0.8	3	20
BB	2774.0	M	469554	7123381	6.8	1.5	1.8	1.6	1.0	6.9	---	---	0
BC	2841.0	S?	469589	7124442	0.0	2.0	0.3	2.9	0.3	20.1	---	---	152
BD	2866.3	B?	469577	7125155	5.0	1.7	2.7	2.7	3.1	7.1	0.3	0	164
BE	2868.0	M	469579	7125199	54.7	1.8	8.3	4.0	7.8	7.1	---	---	314
BF	2874.4	B?	469585	7125368	73.2	4.0	154.0	2.6	126.8	24.9	757.0	18	20
BG	2879.0	M	469582	7125493	41.2	2.8	61.9	2.5	45.0	30.4	---	---	153
LINE 11140													
A	7330.3	M	469690	7100840	0.5	2.1	1.2	2.9	1.0	13.5	---	---	394
B	7317.8	B	469697	7101194	1.3	3.3	0.7	2.2	4.6	10.8	---	---	0
C	7290.3	B	469684	7101876	4.8	8.0	11.0	13.7	28.9	11.9	2.4	32	25

CX = COAXIAL
CP = COPLANAR

Note: EM values shown above are local amplitudes

*Estimated Depth may be unreliable because the stronger part of the conductor may be deeper or to one side of the flight line, or because of a shallow dip or magnetite/overburden effects

EM Anomaly List

Label	Fid	Interp	XUTM m	YUTM m	CX 1104 HZ Real ppm	CX 1104 HZ Quad ppm	CP 877 HZ Real ppm	CP 877 HZ Quad ppm	CP 7180 HZ Real ppm	CP 7180 HZ Quad ppm	Vertical Dike COND siemens	Vertical Dike DEPTH* m	Mag. Corr NT
LINE 11140													
D	7275.0	B	469688	7102336	3.3	1.6	4.7	2.6	3.0	4.2	---	---	0
E	7266.7	B	469685	7102624	2.4	5.4	3.5	6.1	14.5	11.9	---	---	0
F	7243.5	B?	469682	7103244	1.6	3.2	1.0	2.7	3.5	17.1	1.3	79	0
G	7221.0	M	469702	7103549	0.9	2.1	1.0	2.2	3.6	11.9	---	---	0
H	7157.9	S?	469719	7105179	1.0	4.6	0.4	4.6	5.6	28.2	0.8	12	0
I	7045.0	M	469764	7108235	0.6	0.5	3.5	0.4	0.1	3.3	---	---	0
J	7025.0	M	469766	7108838	0.2	1.2	0.1	1.5	0.1	10.7	---	---	40
K	6980.0	B?	469792	7109936	0.2	1.8	0.6	1.2	5.0	5.5	---	---	0
L	6974.9	B?	469772	7110036	1.4	2.3	3.1	0.6	3.0	5.3	---	---	0
M	6947.0	M	469796	7110766	1.0	0.9	4.9	1.1	3.3	4.6	---	---	9
N	6913.4	B?	469807	7111802	0.4	4.2	0.7	7.1	18.3	42.3	---	---	22
O	6905.3	B?	469819	7112101	2.3	4.0	4.7	6.4	15.4	41.7	---	---	25
P	6902.6	B?	469818	7112199	1.9	5.2	4.2	6.7	15.8	41.0	---	---	0
Q	6871.5	M	469801	7113272	3.4	1.2	10.2	1.9	7.8	11.3	---	---	0
R	6862.5	M	469792	7113563	0.6	0.2	2.6	0.3	1.3	1.9	---	---	102
S	6848.1	S	469787	7114036	5.1	1.7	6.3	1.5	6.3	13.6	---	---	25
T	6827.5	M	469842	7114784	3.3	0.4	6.4	0.4	17.5	5.7	---	---	40
U	6816.5	M	469835	7115152	4.3	0.3	8.8	0.4	7.6	2.6	---	---	0
V	6799.2	B?	469835	7115652	4.9	0.8	7.6	0.1	6.4	13.1	56.7	68	25
W	6784.0	M	469844	7116046	2.5	0.0	0.7	0.8	1.0	4.9	---	---	24
X	6770.0	S?	469855	7116415	1.1	1.2	1.0	1.7	0.0	11.4	---	---	25
Y	6752.0	S?	469849	7116823	1.4	1.1	2.3	1.7	3.9	10.5	---	---	25
Z	6733.8	S?	469869	7117222	1.2	1.9	3.4	2.1	6.1	15.6	---	---	25
AA	6715.4	B?	469858	7117667	4.1	4.3	8.8	3.3	6.4	21.7	4.5	40	25
AB	6698.0	M	469851	7118108	1.1	0.2	14.3	0.5	11.0	2.1	---	---	0
AC	6693.1	D	469850	7118230	15.8	2.3	28.0	0.2	14.8	1.1	105.7	36	25
AD	6655.5	M	469901	7119131	23.2	0.3	30.4	0.2	26.3	2.3	---	---	0
AE	6644.3	B?	469877	7119302	18.5	3.6	9.8	7.1	15.6	30.6	72.9	32	23
AF	6637.8	B?	469872	7119477	12.0	3.7	6.4	1.2	40.5	9.0	40.2	17	25
AG	6624.0	M	469880	7119921	2.6	1.7	0.4	1.6	0.6	15.6	---	---	53
AH	6614.4	B?	469892	7120252	2.7	1.5	2.8	2.6	7.4	15.4	10.2	59	25
AI	6605.0	M	469919	7120587	1.7	0.5	3.0	0.1	4.5	1.6	---	---	173
AJ	6587.5	M	469925	7121215	6.4	2.2	4.2	1.7	6.6	9.3	---	---	177
AK	6580.0	M	469920	7121491	0.2	1.6	9.6	1.6	0.4	6.7	---	---	0
AL	6554.0	M	469909	7122172	0.1	1.4	2.6	1.8	2.0	13.9	---	---	142
AM	6541.6	D	469919	7122419	7.9	3.6	12.0	2.0	13.1	15.4	19.5	28	0
AN	6526.9	S?	469912	7122861	2.5	2.3	3.1	1.5	2.8	11.6	---	---	11
AO	6517.5	M	469946	7123135	1.4	1.6	0.7	1.2	1.5	7.0	---	---	254
AP	6498.2	B?	469950	7123595	2.9	1.7	3.5	1.1	1.5	5.6	9.2	61	0
AQ	6469.6	B?	469945	7124160	2.6	1.5	6.1	1.3	8.3	6.0	---	---	0
AR	6462.0	M	469946	7124338	0.0	2.2	0.8	0.7	0.7	14.7	---	---	284
AS	6445.0	M	469960	7124729	0.5	0.1	1.3	0.7	1.1	3.4	---	---	2
AT	6424.5	D	469945	7125115	13.2	4.5	33.5	4.7	28.6	32.5	35.3	28	0
AU	6421.0	M	469939	7125201	2.0	2.7	10.2	4.2	6.4	30.0	---	---	140
AV	6416.5	M	469934	7125309	7.9	1.3	16.0	1.6	15.6	12.2	---	---	250
AW	6390.8	S?	469977	7125922	2.9	4.1	1.5	4.8	9.3	21.5	---	---	25

CX = COAXIAL
CP = COPLANAR

Note: EM values shown above are local amplitudes

*Estimated Depth may be unreliable because the stronger part of the conductor may be deeper or to one side of the flight line, or because of a shallow dip or magnetite/overburden effects

JOB 659

EM Anomaly List

Label	Fid	Interp	XUTM m	YUTM m	CX 1104 HZ Real ppm	CX 1104 HZ Quad ppm	CP 877 HZ Real ppm	CP 877 HZ Quad ppm	CP 7180 HZ Real ppm	CP 7180 HZ Quad ppm	Vertical Dike COND siemens	Vertical Dike DEPTH* m	Mag. Corr NT
LINE 11141													
A	7883.8	B	469492	7085466	3.9	12.7	10.1	30.0	68.7	104.1	1.6	9	0
B	7878.3	D	469492	7085603	15.4	27.4	2.5	14.8	26.8	87.8	3.3	19	0
C	7830.5	B	469535	7086914	8.6	11.3	10.9	19.3	49.2	52.1	4.2	33	0
D	7827.6	B	469537	7086996	6.3	9.5	3.5	7.3	29.8	50.9	3.1	37	6
E	7823.2	B	469528	7087118	1.0	5.0	1.1	5.3	1.3	37.6	0.8	21	6
F	7815.8	D	469517	7087329	2.5	4.5	3.2	3.6	0.8	23.9	1.8	55	6
G	7776.6	D	469509	7088176	0.6	1.7	0.7	1.9	2.8	8.0	---	---	4
H	7768.6	D	469519	7088340	2.2	2.4	0.0	1.9	5.5	14.9	3.6	54	6
I	7745.0	S	469530	7089113	1.5	2.2	0.9	2.5	5.0	16.5	---	---	0
LINE 11142													
A	3260.0	S	469530	7089027	1.5	3.6	0.9	4.5	6.8	27.8	---	---	0
B	3222.4	E	469561	7090306	3.1	2.0	3.4	3.4	17.2	17.7	---	---	0
C	3212.0	H	469554	7090761	0.5	2.3	0.4	3.0	0.8	26.2	---	---	0
D	3178.8	D	469556	7092067	2.0	6.0	0.8	4.9	12.6	25.6	1.4	15	0
E	3170.1	B?	469561	7092367	1.1	0.0	1.5	6.5	6.7	49.1	---	---	0
F	3160.6	B	469556	7092645	0.7	2.1	1.4	7.4	10.5	51.4	---	---	0
G	3155.8	D	469559	7092779	0.7	7.4	3.1	6.9	11.0	48.0	0.4	4	9
H	3151.6	D	469567	7092906	1.0	3.7	1.4	1.9	1.5	15.0	1.0	33	0
I	3142.8	B?	469594	7093181	0.1	2.7	0.5	5.5	14.3	39.2	0.4	2	0
J	3133.5	B	469598	7093566	1.5	2.6	1.8	4.4	6.2	19.9	---	---	0
K	3127.4	B?	469607	7093838	0.8	5.0	0.9	4.2	11.0	19.4	0.6	0	0
L	3101.1	B	469641	7094696	1.1	2.2	0.8	2.3	7.4	9.9	---	---	0
M	3093.1	B	469647	7094998	4.8	5.0	3.3	2.8	10.4	8.4	4.8	32	0
N	3076.8	B	469618	7095456	3.6	4.4	2.2	6.8	19.1	21.7	3.5	47	0
O	3060.0	S	469631	7096181	12.0	3.2	20.7	4.7	18.1	41.2	---	---	9
P	3055.0	M	469636	7096429	5.7	2.6	13.8	4.3	12.1	23.6	---	---	0
Q	3040.0	S?	469647	7097168	0.7	2.5	2.2	2.6	3.3	18.1	---	---	9
R	3011.8	B	469668	7098137	2.9	3.4	1.9	3.6	24.1	25.8	1.0	0	0
S	3002.6	B	469664	7098488	3.5	2.0	7.3	1.8	7.7	41.4	10.1	55	3
T	2995.0	S	469673	7098832	3.9	1.9	8.3	2.6	7.7	20.0	---	---	9
U	2954.0	M	469635	7100311	0.1	1.3	1.2	1.6	1.2	9.9	---	---	0
V	2941.0	M	469651	7100735	5.4	2.9	9.2	4.9	8.9	14.6	---	---	171
LINE 11150													
A	4668.5	D	469917	7085228	4.5	7.1	7.0	8.3	19.5	14.3	---	---	0
B	4671.9	D	469916	7085359	8.0	10.7	3.1	11.9	33.1	30.0	4.0	23	0
C	4680.6	B?	469909	7085704	0.3	2.0	1.4	0.4	0.7	6.3	---	---	17
D	4690.7	D	469903	7086150	1.1	4.5	3.0	3.1	6.3	17.5	0.9	18	11
E	4701.2	D	469936	7086601	15.1	24.3	17.7	32.1	83.1	75.4	3.8	18	0
F	4710.0	S?	469947	7086982	0.0	4.9	0.3	5.7	8.8	41.8	---	---	17
G	4778.5	B?	469943	7088201	2.0	15.6	2.2	14.0	22.6	96.9	0.6	0	17
H	4788.0	B?	469938	7088365	1.0	2.1	0.8	1.3	3.0	6.9	---	---	0
I	4820.0	S	469925	7088920	2.6	1.4	1.2	2.1	6.7	11.0	---	---	0
J	4857.0	M	469907	7089895	1.1	2.5	4.5	2.2	3.8	12.7	---	---	0

CX = COAXIAL
CP = COPLANAR

Note: EM values shown above are local amplitudes

*Estimated Depth may be unreliable because the stronger part of the conductor may be deeper or to one side of the flight line, or because of a shallow dip or magnetite/overburden effects

JOB 659

EM Anomaly List

Label	Fid	Interp	XUTM m	YUTM m	CX 1104 HZ Real ppm	CX 1104 HZ Quad ppm	CP 877 HZ Real ppm	CP 877 HZ Quad ppm	CP 7180 HZ Real ppm	CP 7180 HZ Quad ppm	Vertical Dike COND siemens	Vertical Dike DEPTH* m	Mag. Corr NT
LINE 11150													
K	4879.6	D	469924	7090500	0.6	4.6	0.8	2.2	5.4	24.3	0.5	3	0
L	4888.9	D	469914	7090654	3.3	6.5	1.3	4.5	5.9	32.1	1.6	58	17
M	4978.6	S	469946	7092619	1.3	1.5	0.1	0.9	7.1	4.5	---	---	17
N	5010.0	S	469954	7093858	1.4	0.7	0.6	1.0	4.3	9.7	---	---	17
O	5026.4	B?	469971	7094471	1.6	1.6	1.2	3.0	0.9	13.4	---	---	0
P	5036.1	D	469998	7094869	3.4	15.7	1.2	10.5	21.2	52.1	1.2	0	17
Q	5040.3	B	470005	7095028	4.4	6.5	6.7	21.2	57.9	88.6	2.8	40	0
R	5047.0	B?	470016	7095269	3.8	3.6	3.2	3.5	0.4	25.4	---	---	24
S	5072.0	M	470016	7096144	0.5	1.0	0.9	1.2	0.2	8.3	---	---	91
T	5155.0	M	469982	7098111	1.8	1.4	4.1	0.8	3.4	1.9	---	---	17
U	5163.2	B	470011	7098299	16.0	12.6	15.5	21.9	50.3	26.2	11.0	15	0
V	5164.6	B	470017	7098327	16.0	15.6	22.7	29.2	66.4	34.5	8.0	18	17
W	5168.0	M	470030	7098393	0.6	17.1	7.3	29.2	1.2	38.3	---	---	70
X	5252.0	S?	470086	7100953	0.5	1.6	2.4	1.2	2.1	11.3	---	---	127
Y	5260.1	D	470103	7101307	5.3	5.4	20.7	9.4	27.0	19.8	5.3	38	17
Z	5288.3	B	470145	7102108	3.7	10.9	2.7	11.8	35.2	29.0	1.8	0	0
AA	5293.1	B	470136	7102195	0.9	9.1	2.9	12.3	40.8	55.2	0.4	0	17
AB	5338.1	B?	470109	7103636	0.2	2.2	0.5	1.4	2.0	7.3	---	---	0
AC	5365.0	S?	470116	7104503	2.4	2.8	2.4	2.8	5.4	21.2	---	---	0
AD	5410.3	B?	470178	7105944	1.8	9.5	1.5	10.5	13.6	70.5	0.9	6	0
AE	5417.1	B?	470168	7106123	2.3	3.7	7.7	5.7	11.3	48.9	2.0	57	14
AF	5435.0	B?	470178	7106386	0.1	1.2	1.2	1.7	1.9	11.6	---	---	0
AG	5445.0	B?	470178	7106455	0.1	0.4	3.3	0.8	2.1	4.9	---	---	0
AH	5545.0	S?	470184	7109182	0.7	3.7	1.0	5.5	0.6	42.1	---	---	0
AI	5576.0	S?	470214	7109958	0.1	1.8	1.1	2.3	2.8	15.4	---	---	17
AJ	5593.9	D	470204	7110308	2.8	6.1	1.0	4.4	11.6	25.8	2.0	21	0
AK	5667.3	S?	470185	7112422	0.0	0.2	1.3	0.4	2.2	1.4	---	---	0
AL	5674.2	B?	470190	7112612	1.2	4.8	0.2	6.6	10.4	40.5	---	---	0
AM	5697.0	M	470194	7113170	1.3	0.8	1.5	1.0	1.5	4.8	---	---	62
AN	5720.0	S	470203	7114038	1.6	0.3	1.4	0.1	0.6	1.4	---	---	22
AO	5734.0	M	470220	7114635	0.6	0.2	0.5	0.5	0.6	3.2	---	---	61
AP	5742.0	B?	470223	7114995	4.4	1.3	8.5	0.4	9.5	4.3	---	---	121
AQ	5746.5	M	470222	7115189	9.4	0.2	21.7	0.5	20.3	2.1	---	---	0
AR	5751.5	M	470224	7115393	0.2	2.4	1.5	3.3	1.2	25.4	---	---	154
AS	5752.9	D	470227	7115449	3.5	4.0	10.1	3.5	6.8	26.1	---	---	17
AT	5755.0	M	470230	7115526	0.3	4.0	1.9	3.5	1.6	26.1	---	---	127
AU	5768.0	M	470260	7116009	0.0	0.7	1.1	0.7	13.8	2.5	---	---	254
AV	5793.8	S	470229	7116954	4.7	1.3	3.0	1.7	1.0	14.6	---	---	66
AW	5836.5	M	470334	7118147	2.7	1.1	21.9	1.5	24.2	9.3	---	---	148
AX	5839.8	B?	470341	7118225	15.2	1.5	32.3	1.6	25.1	11.2	182.6	33	17
AY	5877.0	S?	470287	7118942	8.3	2.2	15.4	2.8	8.2	23.8	---	---	16
AZ	5898.5	M	470311	7119236	1.6	0.6	0.6	0.6	0.8	10.1	---	---	0
BA	5910.0	M	470298	7119391	0.1	2.5	2.5	2.6	3.7	16.6	---	---	0
BB	5912.5	B?	470297	7119433	3.4	5.2	7.9	3.7	7.3	27.9	2.5	50	0
BC	5937.9	B?	470301	7120015	6.1	5.3	30.1	4.4	25.9	30.4	6.8	36	17
BD	5947.5	M	470297	7120128	41.1	0.0	15.9	0.6	16.0	3.7	---	---	0

CX = COAXIAL
CP = COPLANAR

Note: EM values shown above are local amplitudes

*Estimated Depth may be unreliable because the stronger part of the conductor may be deeper or to one side of the flight line, or because of a shallow dip or magnetite/overburden effects

JOB 659

EM Anomaly List

Label	Fid	Interp	XUTM m	YUTM m	CX 1104 HZ Real ppm	CX 1104 HZ Quad ppm	CP 877 HZ Real ppm	CP 877 HZ Quad ppm	CP 7180 HZ Real ppm	CP 7180 HZ Quad ppm	Vertical Dike COND siemens	Vertical Dike DEPTH* m	Mag. Corr NT
LINE 11150													
BE	5956.0	B?	470312	7120266	26.5	6.3	125.2	8.1	104.2	50.9	---	---	118
BF	5964.0	D	470335	7120464	14.4	1.5	8.5	1.3	6.8	9.0	---	---	0
BG	6000.0	S?	470337	7121146	0.6	1.0	0.3	0.9	2.4	6.9	---	---	0
BH	6041.6	B?	470320	7122230	20.3	8.8	27.9	5.7	27.1	41.3	---	---	0
BI	6044.6	B?	470319	7122303	81.7	0.5	77.2	7.2	65.7	54.8	999.0	13	17
BJ	6050.0	B?	470317	7122410	73.6	2.2	93.1	3.9	78.0	31.5	---	---	350
BK	6058.8	B?	470319	7122513	36.6	1.2	73.9	0.0	59.0	0.3	999.0	22	17
BL	6070.5	B?	470339	7122630	79.2	1.3	112.7	1.0	92.4	10.1	999.0	15	0
BM	6090.8	B?	470351	7123015	1.4	1.5	1.9	1.2	4.9	7.5	---	---	0
BN	6111.0	M	470355	7123572	0.7	0.3	3.2	0.5	2.4	1.4	---	---	92
BO	6114.9	B?	470355	7123703	4.5	0.9	8.5	0.6	6.4	4.4	---	---	0
BP	6130.0	M	470334	7124261	0.3	1.5	1.6	1.4	1.8	9.5	---	---	0
BQ	6135.6	S?	470353	7124454	6.2	2.4	13.8	2.1	10.0	13.4	---	---	17
BR	6140.0	B?	470377	7124582	0.7	1.3	4.2	2.2	3.2	13.6	---	---	152
BS	6159.3	S?	470421	7125108	4.5	1.5	7.4	1.4	3.7	8.7	---	---	0
BT	6175.0	B?	470380	7125607	2.1	0.9	2.0	3.5	1.4	16.0	---	---	0
LINE 11160													
A	4539.4	B?	470298	7085032	8.8	19.6	30.0	41.9	102.2	105.9	2.9	11	0
B	4535.3	D	470300	7085147	21.7	27.4	6.5	14.1	40.3	70.6	6.1	15	0
C	4498.3	D	470294	7086324	1.9	10.4	1.4	6.6	12.6	46.1	0.9	9	17
D	4489.8	B?	470299	7086598	0.7	1.9	0.4	1.0	3.1	3.3	---	---	9
E	4411.3	D	470328	7088800	1.4	5.5	2.2	5.5	23.4	19.5	1.0	12	17
F	4370.0	M	470340	7090068	0.1	2.6	6.3	3.8	3.7	22.8	---	---	0
G	4362.4	B?	470345	7090219	4.6	1.4	4.6	1.8	17.3	10.8	---	---	17
H	4346.7	B?	470317	7090433	10.1	0.7	10.0	0.0	12.5	0.5	---	---	17
I	4336.8	D	470317	7090570	2.0	6.0	1.7	3.7	8.6	24.6	1.4	21	17
J	4293.1	B?	470349	7091949	1.5	2.7	0.9	1.4	6.0	7.5	1.4	71	14
K	4283.7	D	470358	7092268	1.8	5.7	0.6	6.4	9.6	43.8	---	---	0
L	4276.6	B?	470365	7092462	2.3	3.4	1.2	9.2	26.4	49.9	2.4	66	0
M	4271.9	B?	470369	7092603	1.2	7.9	2.1	11.1	29.7	64.3	0.6	1	0
N	4227.1	D	470413	7094173	2.7	14.0	1.9	14.6	35.1	91.0	---	---	17
O	4205.0	D	470377	7094801	1.5	2.5	0.5	2.7	4.5	19.4	---	---	17
P	4188.3	D	470409	7095396	1.3	1.8	1.6	0.5	2.0	7.4	---	---	17
Q	4167.5	M	470433	7095990	0.2	1.1	5.3	2.1	4.4	15.3	---	---	0
R	4150.0	M	470418	7096351	1.0	0.8	1.1	1.6	0.8	11.4	---	---	17
S	4130.0	M	470407	7096781	0.7	2.9	0.2	2.5	6.0	10.7	---	---	0
T	4112.6	D	470429	7097016	2.9	2.1	2.2	0.0	4.4	2.0	6.9	46	17
U	4083.8	B	470437	7097845	5.8	3.9	7.7	5.7	15.3	10.9	10.2	38	17
V	4062.5	B	470441	7098313	2.2	3.2	6.3	3.7	5.5	24.9	---	---	0
W	3987.5	M	470463	7100761	1.6	1.3	1.7	3.6	7.9	7.2	---	---	17
X	3977.4	D	470468	7101034	1.2	2.3	0.2	0.1	1.5	15.4	---	---	0
Y	3961.9	D	470485	7101460	2.1	3.5	3.0	1.5	8.7	15.3	---	---	0
Z	3951.1	D	470497	7101772	1.0	3.8	4.2	4.5	5.9	32.0	---	---	17
AA	3940.0	B?	470472	7102009	1.4	3.3	0.9	5.7	2.9	43.5	---	---	17
AB	3914.3	B?	470470	7102256	0.8	6.9	0.9	8.5	21.5	36.1	---	---	17

CX = COAXIAL
CP = COPLANAR

Note: EM values shown above are local amplitudes

*Estimated Depth may be unreliable because the stronger part of the conductor may be deeper or to one side of the flight line, or because of a shallow dip or magnetite/overburden effects

JOB 659

EM Anomaly List

Label	Fid	Interp	XUTM m	YUTM m	CX 1104 HZ Real ppm	CX 1104 HZ Quad ppm	CP 877 HZ Real ppm	CP 877 HZ Quad ppm	CP 7180 HZ Real ppm	CP 7180 HZ Quad ppm	Vertical Dike COND siemens	Vertical Dike DEPTH* m	Mag. Corr NT
LINE 11160													
AC	3900.8	B?	470441	7102498	1.4	3.2	1.0	3.2	8.2	12.0	---	---	0
AD	3812.7	B?	470477	7104456	0.2	5.9	0.2	7.8	14.8	47.7	0.4	0	0
AE	3760.0	S	470489	7105944	0.8	3.3	0.6	4.3	3.7	26.3	---	---	0
AF	3696.0	B?	470545	7107333	1.7	1.8	1.7	2.0	3.5	14.6	---	---	0
AG	3582.0	B	470493	7110466	0.1	6.1	3.6	10.5	30.3	30.0	0.4	0	0
AH	3515.0	S?	470591	7112296	0.8	0.9	0.0	1.6	2.7	9.8	---	---	0
AI	3482.7	B?	470590	7113159	3.4	2.9	3.3	2.5	5.0	15.4	---	---	0
AJ	3456.5	M	470624	7113858	4.1	1.9	8.7	3.9	8.3	29.0	---	---	0
AK	3453.5	B?	470623	7113960	5.9	3.5	14.2	3.7	12.0	27.8	---	---	17
AL	3450.0	M	470624	7114076	0.0	1.0	0.3	2.2	0.4	16.2	---	---	42
AM	3440.0	M	470629	7114401	0.5	0.9	2.0	1.0	1.4	6.6	---	---	31
AN	3415.0	M	470627	7115178	9.3	3.6	18.7	4.2	15.5	33.2	---	---	197
AO	3405.0	M	470642	7115435	1.0	1.2	3.4	2.1	2.9	13.4	---	---	0
AP	3403.2	B?	470645	7115478	21.1	2.3	28.3	1.7	23.7	12.6	---	---	17
AQ	3393.0	M	470653	7115672	0.7	1.8	24.0	1.9	20.5	15.8	---	---	0
AR	3386.0	B?	470649	7115788	31.6	1.4	66.2	0.6	55.5	10.8	831.1	30	0
AS	3350.0	M	470643	7116424	2.8	1.4	0.1	3.4	0.5	20.2	---	---	145
AT	3337.2	D	470665	7116675	1.0	0.4	2.4	2.7	0.9	19.4	---	---	0
AU	3332.4	D	470669	7116804	1.5	4.9	1.3	3.3	2.2	23.3	---	---	2
AV	3328.5	B?	470664	7116915	1.2	1.5	1.3	1.9	2.1	12.9	---	---	13
AW	3315.9	B?	470658	7117278	2.3	4.4	5.3	5.0	9.7	29.3	1.5	53	17
AX	3303.8	B?	470624	7117629	0.1	3.7	4.0	2.8	4.5	21.0	0.4	0	17
AY	3227.5	S?	470677	7118997	3.1	0.3	9.2	0.6	8.7	4.4	---	---	0
AZ	3202.0	E	470706	7119386	1.9	3.1	0.5	4.2	10.4	27.4	---	---	0
BA	3185.0	B?	470688	7119687	2.7	0.7	2.3	0.9	2.4	3.0	---	---	0
BB	3172.5	M	470697	7120003	0.1	1.6	0.5	1.0	3.2	7.1	---	---	183
BC	3148.0	M	470677	7120757	0.9	0.6	4.8	0.4	0.0	3.7	---	---	17
BD	3135.0	M	470675	7121035	0.1	3.9	0.3	3.4	6.8	22.4	---	---	0
BE	3133.0	B?	470672	7121075	0.8	3.9	4.9	3.4	6.8	22.4	---	---	17
BF	3131.1	B?	470670	7121115	0.8	2.4	4.9	3.1	6.8	20.7	---	---	0
BG	3102.0	B?	470683	7121818	3.8	2.6	7.8	2.8	4.9	22.4	---	---	17
BH	3096.0	M	470691	7121969	16.1	0.3	5.0	0.3	2.4	25.3	---	---	19
BI	3089.6	B?	470683	7122119	33.8	9.3	76.1	11.7	68.6	83.4	66.6	10	0
BJ	3085.0	M	470679	7122205	27.3	2.4	70.4	3.4	56.7	22.4	---	---	0
BK	3075.0	M	470688	7122348	0.8	0.2	4.1	0.7	3.5	6.4	---	---	113
BL	3054.7	B?	470689	7122918	3.4	2.0	4.8	0.9	3.5	7.1	---	---	211
BM	3052.5	M	470691	7122984	0.3	1.2	2.4	1.2	2.3	7.7	---	---	0
BN	3032.6	B?	470694	7123573	1.0	4.0	1.2	2.8	3.0	19.2	0.9	18	8
BO	3029.0	B?	470703	7123678	5.6	2.0	9.9	1.4	8.7	9.2	---	---	17
BP	3012.1	B?	470721	7124113	1.4	1.8	15.9	2.1	13.7	15.1	---	---	218
BQ	2998.1	D	470742	7124353	28.9	5.2	64.3	6.9	54.9	52.0	95.7	40	0
BR	2989.2	B?	470750	7124465	0.1	2.4	38.7	2.5	33.3	17.0	---	---	109
BS	2973.2	B?	470753	7124641	19.0	1.5	43.6	0.3	34.5	3.3	270.4	42	0
BT	2968.2	B?	470746	7124701	21.1	1.1	45.7	2.9	37.6	26.7	550.9	42	91
BU	2965.9	B?	470739	7124727	18.5	2.0	46.1	3.0	37.3	26.9	177.2	46	88
BV	2945.1	D	470722	7125095	2.7	7.4	3.1	2.7	8.3	12.9	1.7	18	0

CX = COAXIAL
CP = COPLANAR

Note: EM values shown above are local amplitudes

*Estimated Depth may be unreliable because the stronger part of the conductor may be deeper or to one side of the flight line, or because of a shallow dip or magnetite/overburden effects

JOB 659

EM Anomaly List

Label	Fid	Interp	XUTM m	YUTM m	CX 1104 HZ Real ppm	CX 1104 HZ Quad ppm	CP 877 HZ Real ppm	CP 877 HZ Quad ppm	CP 7180 HZ Real ppm	CP 7180 HZ Quad ppm	Vertical Dike COND siemens	Vertical Dike DEPTH* m	Mag. Corr NT
LINE 11160													
BW	2935.5	D	470751	7125390	2.8	4.4	2.5	2.0	2.2	7.1	2.2	45	0
BX	2929.1	D	470753	7125611	3.5	4.1	0.2	1.7	4.8	7.2	3.8	39	0
LINE 11170													
A	1350.1	D	470680	7084773	2.4	8.8	0.9	11.6	37.4	63.2	1.3	5	0
B	1369.2	B?	470684	7085580	2.3	3.4	0.8	5.0	19.4	29.0	2.3	59	5
C	1371.5	B?	470685	7085679	2.3	3.1	1.3	5.0	19.4	30.2	---	---	0
D	1374.9	B?	470686	7085831	0.7	0.4	3.1	3.1	3.9	28.3	---	---	17
E	1380.9	D	470690	7086101	4.1	7.7	5.0	12.0	29.5	28.7	---	---	0
F	1440.0	S	470682	7087758	0.5	2.9	0.5	5.3	6.8	41.3	---	---	0
G	1467.7	S?	470707	7088268	0.5	2.5	0.6	3.2	3.5	21.8	---	---	5
H	1475.6	E	470715	7088480	0.3	1.6	0.7	3.8	7.2	27.6	---	---	5
I	1492.6	B?	470723	7089061	2.1	6.9	3.8	9.6	26.7	16.5	---	---	0
J	1536.3	B?	470701	7090328	0.5	2.5	0.7	2.2	1.6	12.7	---	---	5
LINE 11171													
A	1668.8	D	470795	7094394	3.9	6.7	3.6	7.5	18.4	10.9	2.2	47	0
B	1674.6	D	470803	7094543	7.4	16.1	5.8	19.9	58.1	61.4	2.8	13	13
C	1678.5	B?	470796	7094645	3.3	13.6	8.1	27.3	71.1	74.0	1.3	8	15
D	1690.4	B	470803	7095012	9.0	13.7	4.7	12.3	39.8	44.0	3.5	28	0
E	1710.5	B?	470803	7095677	1.9	2.3	1.8	2.7	3.3	22.1	---	---	0
F	1716.1	B?	470809	7095859	0.6	1.7	1.3	0.7	4.6	2.5	---	---	0
G	1739.7	B	470807	7096414	3.9	5.1	10.2	5.4	9.0	44.1	3.3	49	18
H	1761.5	D	470819	7096780	2.4	4.1	1.5	2.2	5.4	11.8	2.0	55	18
I	1780.6	B?	470799	7097354	1.7	3.3	4.2	3.2	6.9	29.1	1.3	69	18
J	1785.2	B?	470796	7097514	1.3	5.1	2.7	7.3	23.4	37.1	1.0	9	0
K	1790.7	D	470803	7097701	20.6	17.5	17.6	26.1	62.7	44.7	10.7	10	0
L	1808.4	B	470819	7098147	1.4	2.1	8.2	2.7	9.9	10.7	---	---	0
M	1834.5	B?	470831	7098769	0.6	3.7	2.5	2.0	2.2	16.1	---	---	18
N	1880.0	S	470838	7100416	2.1	3.2	1.8	3.6	1.1	28.5	---	---	4
O	1912.0	D	470879	7101475	8.1	6.6	4.7	5.8	19.3	22.4	8.3	27	0
P	1917.5	M	470879	7101610	0.2	1.8	0.6	1.9	1.2	13.0	---	---	0
Q	1942.1	B	470906	7102079	2.8	6.7	2.8	8.3	18.5	15.2	1.9	0	0
R	1949.8	B	470945	7102202	5.3	10.6	3.8	11.1	24.8	22.9	2.6	8	0
S	1957.5	B	471000	7102359	2.4	12.8	5.1	20.8	48.1	56.9	---	---	18
T	1971.9	B	470989	7102651	3.0	3.7	0.2	4.6	21.6	21.5	---	---	0
U	1978.4	D	470925	7102791	0.5	4.0	1.5	6.4	27.0	20.3	0.5	0	0
V	2040.0	S?	470889	7104490	0.2	2.4	0.7	2.8	1.6	16.6	---	---	94
W	2079.1	S?	470939	7105525	1.3	1.6	3.0	0.9	1.7	5.7	---	---	0
X	2099.0	M	470937	7106109	2.0	1.4	1.0	0.6	1.0	7.3	---	---	0
Y	2110.0	M	470941	7106424	0.0	1.6	1.0	1.9	1.0	11.0	---	---	0
Z	2119.0	B?	470956	7106610	3.3	4.4	3.0	5.3	7.8	34.0	---	---	18
AA	2225.0	S	470940	7109524	3.5	0.9	4.2	1.5	4.0	8.7	---	---	0
AB	2270.8	B?	470961	7111295	1.1	1.8	1.3	0.8	3.3	10.1	---	---	18
AC	2288.5	S?	470907	7111876	0.5	2.5	0.0	5.0	8.3	33.3	---	---	14
AD	2326.6	B	471004	7113054	0.0	4.7	3.4	6.9	15.2	34.7	0.4	0	18

CX = COAXIAL
CP = COPLANAR

Note: EM values shown above are local amplitudes

*Estimated Depth may be unreliable because the stronger part of the conductor may be deeper or to one side of the flight line, or because of a shallow dip or magnetite/overburden effects

JOB 659

EM Anomaly List

Label	Fid	Interp	XUTM m	YUTM m	CX 1104 HZ Real ppm	CX 1104 HZ Quad ppm	CP 877 HZ Real ppm	CP 877 HZ Quad ppm	CP 7180 HZ Real ppm	CP 7180 HZ Quad ppm	Vertical Dike COND siemens	Vertical Dike DEPTH* m	Mag. Corr NT
LINE 11171													
AE	2349.4	E	470996	7113674	7.5	2.9	13.1	2.0	7.7	17.2	---	---	0
AF	2356.0	M	470995	7113904	3.2	0.3	5.0	2.0	7.1	18.3	---	---	30
AG	2375.0	B?	471009	7114480	6.9	2.2	12.9	1.6	11.7	19.1	---	---	0
AH	2378.0	M	471010	7114575	0.0	2.2	4.9	2.7	5.3	19.9	---	---	0
AI	2397.5	M	471010	7115165	0.5	1.4	0.6	1.5	0.1	10.6	---	---	214
AJ	2416.8	S?	471041	7115914	0.5	3.6	4.6	3.9	12.8	24.0	---	---	0
AK	2442.8	B?	471054	7117014	1.8	5.2	1.6	5.3	8.0	37.5	---	---	0
AL	2453.7	D	471074	7117398	1.9	2.7	1.1	3.0	6.7	16.7	2.2	60	18
AM	2546.6	D	471090	7119285	2.9	2.3	4.0	1.2	4.6	15.9	---	---	0
AN	2590.0	D	471076	7120168	1.4	3.2	2.0	2.0	2.8	13.2	1.5	31	0
AO	2625.0	M	471090	7121135	2.9	0.9	0.3	0.5	0.3	5.6	---	---	20
AP	2627.7	B?	471085	7121203	6.7	1.7	13.7	0.9	12.2	3.4	---	---	18
AQ	2645.0	M	471057	7121605	1.9	0.1	4.6	0.4	4.4	0.8	---	---	0
AR	2670.0	M	471087	7122255	6.0	1.3	23.4	0.1	18.4	1.4	---	---	0
AS	2677.5	M	471107	7122430	14.6	3.4	17.9	4.2	16.8	32.3	---	---	39
AT	2681.4	S?	471107	7122511	14.0	3.5	25.0	3.5	19.2	29.6	0.7	0	18
AU	2710.0	B?	471136	7123393	0.5	1.3	1.9	0.0	2.1	1.1	---	---	0
AV	2714.5	B?	471131	7123550	0.5	0.8	1.7	0.2	0.8	1.3	---	---	0
AW	2725.0	B?	471133	7123910	3.4	2.9	7.4	2.1	7.8	16.3	---	---	502
AX	2732.0	M	471111	7124130	3.0	1.0	2.6	1.8	1.1	10.5	---	---	508
AY	2734.4	B?	471102	7124199	10.2	1.5	26.9	1.1	23.4	10.5	1.0	0	18
AZ	2746.0	B?	471111	7124495	5.9	1.7	1.3	0.3	1.6	1.6	34.9	25	0
BA	2756.4	D	471171	7124810	5.8	3.7	8.2	0.9	9.1	5.4	10.5	21	0
BB	2770.1	B	471125	7125281	2.0	4.3	2.5	4.8	9.0	14.2	---	---	35
BC	2775.7	B	471105	7125470	4.0	5.7	2.1	6.4	15.8	27.5	2.9	44	16
BD	2797.5	M	471166	7126211	0.0	0.1	5.7	0.4	3.6	4.4	---	---	120
LINE 11172													
A	3404.3	B?	470751	7090410	2.6	4.0	1.2	3.4	6.1	21.8	2.3	59	6
B	3407.5	B?	470757	7090546	0.1	4.0	1.6	3.4	6.2	21.8	---	---	0
C	3430.9	B?	470771	7091466	3.1	3.1	2.0	6.6	18.2	21.2	4.5	64	3
D	3438.0	B?	470799	7091772	0.1	4.6	0.7	4.1	7.1	26.5	0.4	3	0
E	3455.1	B?	470803	7092470	2.0	1.2	1.4	0.0	0.7	5.3	7.8	76	0
F	3469.4	B?	470818	7093077	1.2	2.6	3.5	2.6	3.3	10.3	---	---	6
G	3490.8	D	470820	7093908	1.3	3.8	0.1	1.7	3.4	16.0	---	---	0
H	3506.2	B	470820	7094403	2.0	7.2	5.5	10.4	24.1	22.7	---	---	2
I	3509.7	D	470822	7094555	5.9	11.7	7.0	12.0	36.5	30.2	2.0	39	0
J	3512.5	B?	470823	7094687	6.0	11.5	7.3	12.7	37.7	30.8	2.1	35	0
K	3519.9	D	470830	7095045	8.5	11.2	6.9	8.6	32.9	35.5	4.2	36	0
L	3545.8	B?	470839	7096157	1.6	2.8	1.1	3.3	1.8	27.1	---	---	6
M	3550.0	M	470833	7096352	1.6	3.7	0.2	6.3	0.1	51.1	---	---	3
LINE 11180													
A	8261.5	D	471141	7085163	5.8	7.9	9.4	11.2	30.6	39.1	3.5	43	0
B	8267.5	B?	471139	7085361	5.9	4.5	15.3	6.8	19.3	45.3	---	---	0
C	8271.5	D	471131	7085494	3.6	4.3	9.2	0.9	21.5	40.2	---	---	0

CX = COAXIAL
CP = COPLANAR

Note: EM values shown above are local amplitudes

*Estimated Depth may be unreliable because the stronger part of the conductor may be deeper or to one side of the flight line, or because of a shallow dip or magnetite/overburden effects

JOB 659

EM Anomaly List

Label	Fid	Interp	XUTM m	YUTM m	CX 1104 HZ Real ppm	CX 1104 HZ Quad ppm	CP 877 HZ Real ppm	CP 877 HZ Quad ppm	CP 7180 HZ Real ppm	CP 7180 HZ Quad ppm	Vertical Dike COND siemens	Vertical Dike DEPTH* m	Mag. Corr NT
LINE 11180													
D	8278.7	B	471120	7085733	11.1	6.4	20.6	11.6	27.5	17.0	---	---	16
E	8283.0	D	471127	7085883	14.6	9.4	21.4	13.3	41.0	24.3	14.3	24	0
F	8291.6	D	471142	7086192	1.6	2.6	2.0	1.8	0.8	9.0	1.7	73	19
G	8358.2	S?	471167	7088063	2.0	2.5	1.7	3.3	7.4	23.3	2.9	63	12
H	8379.5	B?	471158	7088790	0.5	5.0	0.9	4.8	13.4	15.2	---	---	16
I	8424.5	B?	471156	7090243	2.8	3.0	2.7	3.9	2.0	29.1	4.0	58	16
J	8458.7	S?	471184	7091459	1.0	1.5	0.4	0.5	2.2	14.2	---	---	15
K	8465.0	S?	471180	7091688	0.9	3.0	1.6	2.7	4.9	16.3	1.0	35	16
L	8487.9	B?	471193	7092402	4.3	8.2	5.4	8.6	14.9	80.9	1.9	56	16
M	8501.5	M	471192	7092792	2.5	4.6	11.5	9.9	8.5	75.8	---	---	48
N	8505.0	B?	471195	7092883	7.6	6.3	22.7	13.3	18.6	101.5	7.9	43	16
O	8508.5	M	471197	7092968	0.0	3.1	2.8	10.6	4.6	81.2	---	---	0
P	8514.6	B?	471200	7093124	17.7	4.0	22.6	5.5	26.1	28.1	72.1	22	91
Q	8571.6	B	471206	7094649	3.2	4.1	7.6	7.9	21.1	1.1	3.1	55	13
R	8580.7	B	471197	7094950	2.1	4.6	1.9	3.1	8.6	14.9	1.9	36	0
S	8589.4	B	471207	7095268	10.3	14.3	6.8	19.0	55.9	32.1	4.2	33	16
T	8603.9	D	471238	7095785	1.5	10.5	3.6	7.6	6.1	57.9	---	---	0
U	8638.6	M	471235	7096728	29.8	4.9	37.8	4.4	32.4	22.6	---	---	16
V	8645.1	B	471227	7096782	75.3	21.2	75.1	10.6	71.8	71.6	84.4	9	0
W	8659.9	D	471250	7096986	15.6	18.7	21.2	44.7	147.9	28.8	5.9	20	0
X	8664.4	D	471244	7097099	11.9	28.9	36.8	74.7	201.2	46.8	3.0	4	0
Y	8668.6	B?	471248	7097223	6.0	38.3	5.4	64.7	214.3	193.4	1.1	0	16
Z	8672.2	D	471256	7097339	16.4	57.5	16.0	95.7	278.7	238.9	2.5	0	16
AA	8683.2	D	471260	7097679	6.7	17.4	7.6	20.1	67.2	88.4	2.3	9	0
AB	8710.3	S	471240	7098547	0.7	1.1	1.1	1.1	1.4	7.2	---	---	0
AC	8761.6	B?	471272	7100390	1.9	2.1	7.4	3.2	19.0	4.9	---	---	0
AD	8780.0	B	471275	7100943	6.8	0.9	13.2	4.0	5.5	3.4	89.3	62	0
AE	8783.8	D	471275	7101068	11.4	8.5	15.3	10.9	24.3	29.5	10.8	30	0
AF	8788.8	D	471282	7101225	0.0	11.1	6.8	1.9	16.3	33.2	---	---	14
AG	8795.4	D	471293	7101413	5.3	11.3	4.5	13.6	21.5	58.9	2.5	20	16
AH	8811.6	B?	471282	7101792	2.5	1.6	6.4	1.9	6.8	5.9	---	---	16
AI	8823.9	B	471297	7102043	18.0	23.6	22.2	36.2	101.1	81.7	---	---	0
AJ	8828.3	D	471297	7102162	15.8	35.9	16.6	52.2	136.7	141.0	3.5	1	16
AK	8842.1	B	471303	7102613	2.1	4.5	2.6	4.0	9.5	25.1	1.8	36	0
AL	8861.9	D	471289	7103326	1.1	14.9	0.5	19.6	36.8	113.2	0.4	0	16
AM	8921.5	B?	471342	7104833	1.2	3.2	0.5	4.1	4.6	25.0	---	---	16
AN	8933.0	M	471341	7105263	0.0	2.0	10.0	3.4	6.6	11.2	---	---	4
AO	8960.1	B?	471351	7106169	0.9	2.2	2.2	0.5	0.5	7.1	---	---	16
AP	8966.5	B?	471355	7106301	2.9	1.8	4.2	1.4	2.3	8.3	---	---	0
AQ	8992.3	D	471363	7106858	0.6	5.5	0.8	3.0	0.9	21.5	0.5	0	6
AR	9045.0	M	471359	7108373	0.5	1.0	1.2	1.6	4.0	8.0	---	---	0
AS	9075.0	M	471371	7109125	0.0	3.5	4.0	3.9	3.9	30.0	---	---	0
AT	9086.5	M	471377	7109490	0.3	0.1	0.2	0.6	0.3	7.1	---	---	10
AU	9092.6	S?	471383	7109710	2.9	0.8	7.5	1.4	6.0	11.5	---	---	16
AV	9117.2	S	471387	7110623	4.1	1.3	7.1	0.8	5.8	9.7	---	---	16
AW	9146.0	B	471375	7111739	1.5	4.6	3.7	3.3	3.8	27.8	1.2	25	0

CX = COAXIAL
CP = COPLANAR

Note:EM values shown above are local amplitudes

*Estimated Depth may be unreliable because the stronger part of the conductor may be deeper or to one side of the flight line, or because of a shallow dip or magnetite/overburden effects

EM Anomaly List

Label	Fid	Interp	XUTM m	YUTM m	CX 1104 HZ Real ppm	CX 1104 HZ Quad ppm	CP 877 HZ Real ppm	CP 877 HZ Quad ppm	CP 7180 HZ Real ppm	CP 7180 HZ Quad ppm	Vertical Dike COND siemens	Vertical Dike DEPTH* m	Mag. Corr NT
LINE 11180													
AX	9160.0	M	471379	7112220	0.0	2.0	0.7	2.1	4.6	15.4	---	---	0
AY	9211.3	S?	471409	7113976	0.8	3.3	2.4	6.2	20.1	38.4	0.9	19	12
AZ	9230.4	S?	471430	7114683	0.8	8.4	1.3	11.4	15.9	78.1	---	---	0
BA	9245.0	M	471458	7115124	0.3	0.9	1.0	1.0	1.3	7.4	---	---	83
BB	9252.0	M	471454	7115339	0.6	2.2	1.9	4.0	2.7	30.2	---	---	15
BC	9258.6	B?	471461	7115550	6.5	3.8	5.8	5.8	17.7	35.5	12.4	40	0
BD	9265.0	M	471462	7115774	2.8	5.3	0.1	8.8	11.4	53.6	---	---	0
BE	9283.5	M	471459	7116456	0.0	0.4	10.3	0.2	8.3	2.0	---	---	188
BF	9286.1	B?	471459	7116553	3.3	0.7	5.9	0.7	4.8	5.3	---	---	142
BG	9293.1	B?	471458	7116826	9.1	1.4	19.0	1.4	14.6	8.8	---	---	16
BH	9320.0	M	471460	7117876	1.7	0.7	5.0	1.0	3.1	5.5	---	---	41
BI	9349.8	S?	471476	7118573	0.3	2.6	0.5	1.7	0.1	15.2	---	---	0
BJ	9372.0	M	471498	7118939	0.3	2.1	0.9	0.7	0.9	4.3	---	---	0
BK	9386.2	S?	471493	7119243	0.3	2.1	0.5	1.7	0.8	13.6	---	---	101
BL	9419.1	S?	471508	7120190	0.0	2.7	0.5	3.0	4.2	16.4	---	---	16
BM	9453.5	M	471512	7121301	6.0	1.8	15.0	2.0	13.1	13.6	---	---	0
BN	9462.0	M	471527	7121573	1.1	0.0	3.9	1.3	2.9	8.5	---	---	247
BO	9474.4	S?	471534	7121884	2.2	5.2	4.3	4.8	11.6	34.0	1.8	26	0
BP	9490.0	M	471528	7122223	0.0	0.6	12.2	0.6	10.0	2.8	---	---	308
BQ	9496.4	M	471537	7122411	26.1	1.1	61.6	1.3	52.3	9.2	---	---	31
BR	9498.0	M	471541	7122462	11.2	1.7	23.6	2.1	21.1	13.8	---	---	140
BS	9503.5	B?	471547	7122647	23.0	2.9	48.7	3.2	42.2	21.8	1.0	0	0
BT	9509.0	M	471554	7122836	1.1	0.2	5.6	1.1	3.6	9.7	---	---	91
BU	9511.6	B?	471557	7122920	8.7	0.0	22.4	0.0	15.8	4.0	999.0	68	60
BV	9514.5	M	471558	7123017	2.1	0.4	6.6	1.1	5.1	9.1	---	---	185
BW	9519.8	B?	471555	7123193	21.9	7.0	49.8	7.2	38.3	51.8	45.7	27	16
BX	9526.5	M	471541	7123424	1.8	2.8	8.3	5.2	6.1	37.6	---	---	54
BY	9532.1	B?	471547	7123625	10.6	2.8	21.1	2.6	18.7	20.9	49.1	29	0
BZ	9537.5	B?	471566	7123818	1.2	4.0	95.8	2.9	78.4	19.9	---	---	566
CA	9541.6	M	471561	7123953	8.4	3.5	24.2	3.2	20.9	18.9	---	---	754
CB	9544.0	B?	471552	7124024	52.1	4.3	120.0	5.8	100.3	38.2	362.8	27	16
CC	9548.4	M	471536	7124148	35.8	0.1	69.9	0.0	59.2	33.3	---	---	149
CD	9551.6	M	471535	7124244	14.2	0.7	51.9	1.5	42.5	11.7	---	---	119
CE	9555.0	B?	471541	7124345	29.5	5.8	79.8	7.5	63.6	52.3	---	---	0
CF	9558.5	M	471551	7124460	1.4	6.0	9.7	7.9	5.2	53.4	---	---	386
CG	9564.8	D	471565	7124674	30.2	14.6	60.6	11.8	67.9	64.6	27.8	18	16
CH	9567.9	D	471569	7124778	12.5	18.2	15.8	17.9	74.6	78.8	4.2	26	31
CI	9581.0	D	471583	7125142	3.6	11.1	1.1	11.4	16.5	67.0	1.7	8	30
CJ	9596.6	B?	471564	7125682	1.2	1.5	0.4	1.0	0.1	7.2	---	---	16
LINE 11190													
A	8096.3	D	471498	7085252	3.0	11.9	1.1	10.4	29.6	68.2	1.3	11	0
B	8091.7	B	471500	7085419	1.0	2.9	4.0	1.7	3.1	20.4	1.2	40	0
C	8088.1	D	471505	7085552	2.1	3.9	3.5	4.3	12.1	5.9	1.6	66	55
D	8084.0	D	471514	7085703	2.9	8.8	2.3	2.5	3.3	12.9	1.5	17	16
E	8077.0	D	471523	7085953	1.9	4.9	1.7	3.7	6.3	19.9	1.6	31	0

CX = COAXIAL
CP = COPLANAR

Note: EM values shown above are local amplitudes

*Estimated Depth may be unreliable because the stronger part of the conductor may be deeper or to one side of the flight line, or because of a shallow dip or magnetite/overburden effects

JOB 659

EM Anomaly List

Label	Fid	Interp	XUTM m	YUTM m	CX 1104 HZ Real ppm	CX 1104 HZ Quad ppm	CP 877 HZ Real ppm	CP 877 HZ Quad ppm	CP 7180 HZ Real ppm	CP 7180 HZ Quad ppm	Vertical Dike COND siemens	Vertical Dike DEPTH* m	Mag. Corr NT
LINE 11190													
F	8060.5	B?	471515	7086453	1.2	3.4	1.1	4.5	2.5	28.9	---	---	0
G	8018.2	S?	471538	7087331	2.1	3.0	0.9	3.0	1.9	16.3	---	---	0
H	8007.6	B?	471531	7087568	0.0	3.1	2.2	2.1	0.4	15.3	0.4	4	7
I	7998.9	B?	471529	7087817	1.3	2.1	5.0	1.3	5.0	4.2	---	---	0
J	7965.0	S	471597	7089053	2.0	4.0	2.9	5.8	6.8	26.8	---	---	16
K	7947.1	B?	471639	7089703	1.1	3.1	0.7	3.6	5.1	19.5	---	---	13
L	7928.8	B?	471652	7090344	3.3	2.6	6.8	4.0	3.4	24.3	---	---	16
M	7921.0	M	471627	7090574	0.1	2.8	5.3	2.5	8.3	20.4	---	---	0
N	7907.3	B?	471603	7090931	2.2	9.6	2.0	10.0	17.7	56.7	1.1	6	0
O	7882.1	B?	471599	7091764	0.4	5.6	0.5	4.9	10.7	38.4	---	---	0
P	7872.5	B?	471599	7092116	3.4	9.9	3.4	13.2	22.7	82.3	1.7	19	0
Q	7862.0	M	471616	7092464	0.7	1.2	1.8	1.4	3.4	2.5	---	---	0
R	7838.9	B?	471638	7093071	0.3	1.9	2.2	2.6	2.7	15.1	---	---	16
S	7815.7	S?	471627	7093536	1.8	6.6	3.0	8.9	3.1	62.5	1.2	22	16
T	7801.9	B?	471609	7093946	3.7	4.4	1.6	3.6	6.4	21.7	---	---	16
U	7798.3	B?	471610	7094037	3.0	3.5	3.0	2.2	3.1	7.0	3.6	43	50
V	7765.0	B	471612	7094851	1.4	1.3	0.8	3.6	4.3	16.3	---	---	15
W	7755.1	D	471625	7095113	0.7	7.6	1.7	8.8	15.9	51.8	0.4	9	0
X	7741.2	B	471608	7095458	23.7	83.8	29.4	101.4	214.8	433.1	2.8	2	0
Y	7727.6	D	471613	7095927	1.0	3.7	3.0	3.9	7.4	24.4	0.9	35	16
Z	7722.5	B?	471628	7096103	2.8	0.6	6.0	1.4	8.4	18.7	---	---	16
AA	7713.4	D	471632	7096384	5.0	4.9	7.6	15.8	32.7	10.7	5.4	54	5
AB	7705.8	B	471634	7096603	7.8	17.0	18.9	39.7	102.7	58.9	2.8	15	0
AC	7696.1	D	471642	7096854	6.6	13.4	5.5	16.4	46.4	38.6	2.8	11	16
AD	7692.0	B?	471644	7096965	4.0	9.4	6.3	13.8	39.7	32.5	---	---	0
AE	7684.0	B?	471645	7097229	0.9	4.1	6.7	9.4	20.0	14.0	---	---	0
AF	7665.0	B?	471648	7097812	3.7	1.3	3.0	2.1	3.3	5.2	---	---	0
AG	7623.2	S?	471649	7099283	3.1	3.3	5.1	3.4	6.1	26.1	---	---	16
AH	7610.0	M	471651	7099743	0.1	2.6	0.5	3.9	1.1	24.2	---	---	16
AI	7578.8	B	471705	7100528	5.2	7.7	14.4	19.6	53.7	62.8	3.0	54	12
AJ	7569.8	D	471702	7100667	6.4	13.4	0.3	19.8	19.0	112.9	2.7	30	16
AK	7560.2	B	471719	7100874	4.4	15.1	12.2	32.7	39.7	113.4	---	---	0
AL	7559.5	B	471721	7100891	4.6	15.1	10.3	33.3	39.7	103.6	1.7	21	0
AM	7545.6	D	471722	7101193	0.4	7.5	3.0	5.0	1.2	23.1	0.4	4	0
AN	7537.9	D	471713	7101401	4.4	7.7	1.8	4.5	12.1	17.0	2.2	31	0
AO	7524.4	B?	471690	7101784	4.2	0.0	0.5	0.9	4.1	4.2	---	---	0
AP	7503.7	D	471706	7102309	4.4	6.8	1.3	11.6	28.8	35.7	2.7	40	0
AQ	7501.0	B?	471712	7102386	1.4	5.3	2.1	11.7	28.9	35.4	1.0	4	16
AR	7496.2	B?	471729	7102535	1.9	3.5	2.9	3.8	7.5	8.6	---	---	0
AS	7464.4	B?	471714	7103693	0.6	1.7	0.1	0.9	0.4	5.9	---	---	110
AT	7396.4	S	471729	7105811	1.1	0.5	0.0	0.6	2.1	6.9	---	---	0
AU	7378.0	S?	471739	7106128	0.7	4.1	2.4	3.6	10.1	13.9	---	---	16
AV	7363.6	B?	471755	7106452	2.2	1.7	4.3	1.0	4.0	9.2	---	---	16
AW	7345.0	B?	471769	7106986	1.9	4.6	17.1	9.6	14.1	63.2	---	---	13
AX	7331.5	B?	471774	7107253	184.5	8.0	22.8	14.9	18.0	106.7	999.0	21	16
AY	7316.8	B?	471771	7107556	2.0	2.3	3.9	1.1	2.9	8.9	3.2	82	9

CX = COAXIAL
CP = COPLANAR

Note: EM values shown above are local amplitudes

*Estimated Depth may be unreliable because the stronger part of the conductor may be deeper or to one side of the flight line, or because of a shallow dip or magnetite/overburden effects

JOB 659

EM Anomaly List

Label	Fid	Interp	XUTM m	YUTM m	CX 1104 HZ Real ppm	CX 1104 HZ Quad ppm	CP 877 HZ Real ppm	CP 877 HZ Quad ppm	CP 7180 HZ Real ppm	CP 7180 HZ Quad ppm	Vertical Dike COND siemens	Vertical Dike DEPTH* m	Mag. Corr NT
LINE 11190													
AZ	7306.9	B?	471739	7107802	2.4	1.5	4.7	1.4	3.3	8.2	---	---	16
BA	7298.7	B?	471723	7108010	0.8	10.5	5.8	15.1	10.7	98.7	---	---	11
BB	7229.0	M	471815	7110349	0.8	1.0	2.8	0.5	2.1	3.8	---	---	27
BC	7205.0	M	471833	7111188	2.0	0.5	4.4	0.1	3.7	4.2	---	---	16
BD	7172.3	B?	471824	7112405	0.5	5.9	2.6	8.9	11.8	55.1	0.4	0	0
BE	7148.0	M	471828	7113248	2.0	0.1	4.2	0.3	2.3	3.2	---	---	12
BF	7139.9	B	471831	7113565	2.9	5.3	5.8	9.8	29.5	47.0	1.8	51	16
BG	7134.7	B	471840	7113778	6.2	6.8	6.8	12.7	40.8	53.2	4.9	31	0
BH	7131.7	B	471847	7113908	6.2	6.8	6.8	9.2	32.0	17.1	4.9	31	16
BI	7114.0	M	471849	7114670	4.5	1.3	9.5	0.3	6.1	13.2	---	---	67
BJ	7107.5	M	471861	7114939	8.4	1.0	11.7	1.5	9.0	11.9	---	---	105
BK	7100.0	M	471862	7115239	2.3	1.3	4.9	1.6	2.3	13.3	---	---	233
BL	7095.9	B?	471857	7115379	6.5	1.0	13.0	1.6	10.4	11.6	---	---	0
BM	7090.0	M	471861	7115549	0.0	1.0	3.0	1.8	1.6	14.8	---	---	0
BN	7063.0	M	471870	7116326	1.8	0.5	3.3	0.5	2.6	3.7	---	---	193
BO	7034.6	B?	471895	7117185	1.7	5.2	2.2	3.4	1.4	28.2	1.3	25	0
BP	7021.0	B?	471909	7117490	41.5	2.6	69.7	3.1	52.6	22.1	---	---	63
BQ	7012.5	M	471918	7117656	21.0	1.4	1.2	0.6	0.9	3.8	---	---	487
BR	6997.5	D	471920	7117994	1.7	2.5	3.0	1.2	1.6	7.9	2.0	75	0
BS	6982.5	M	471966	7118374	1.0	0.9	5.1	1.2	3.9	9.6	---	---	0
BT	6941.7	S?	471920	7119251	4.9	3.6	9.5	2.6	8.3	20.0	---	---	7
BU	6938.0	M	471917	7119353	0.1	0.7	2.4	0.8	7.0	3.3	---	---	158
BV	6910.0	S	471902	7120178	0.7	1.4	1.1	1.8	4.3	13.0	---	---	0
BW	6876.4	B?	471907	7121017	9.1	0.6	17.5	1.0	15.4	7.5	---	---	0
BX	6865.0	M	471988	7121182	2.9	1.1	9.7	2.6	7.3	17.5	---	---	6
BY	6853.0	M	471984	7121318	4.7	1.5	12.9	2.3	13.6	18.0	---	---	16
BZ	6837.3	B?	471931	7121668	4.1	1.5	8.7	1.0	8.3	7.1	20.8	39	0
CA	6829.5	M	471944	7121915	1.7	0.3	5.6	0.1	4.4	0.5	---	---	16
CB	6815.5	M	471942	7122374	0.0	1.8	5.3	2.6	7.4	17.2	---	---	0
CC	6795.0	M	471955	7122934	3.8	0.2	0.5	0.9	0.4	6.5	---	---	0
CD	6779.0	B?	471966	7123365	0.0	0.8	1.2	1.1	1.7	6.0	---	---	72
CE	6769.3	B?	471965	7123629	34.3	3.0	68.0	1.4	56.3	12.2	288.3	25	205
CF	6765.0	M	471971	7123745	1.9	2.8	20.4	2.3	16.8	18.7	---	---	711
CG	6761.8	B?	471974	7123840	5.6	2.8	15.0	2.2	11.7	16.8	0.6	0	16
CH	6750.0	M	471972	7124257	2.5	1.8	5.5	2.8	6.6	17.1	---	---	0
CI	6744.7	D	471971	7124453	5.1	4.3	5.4	5.8	7.4	23.8	6.7	40	0
CJ	6739.2	D	471971	7124655	2.6	7.9	1.4	3.9	1.2	23.0	1.5	21	0
CK	6733.5	D	471974	7124842	1.5	11.5	4.4	26.1	37.2	145.0	0.6	8	0
CL	6731.3	D	471973	7124911	4.5	24.7	3.1	23.0	57.1	120.5	1.1	3	0
CM	6728.6	D	471970	7124985	6.5	30.3	1.4	14.8	22.7	93.3	1.4	3	419
CN	6708.3	D	471962	7125481	0.8	2.0	0.8	0.2	0.3	4.9	1.2	34	16
CO	6697.2	B?	471958	7125830	1.3	0.7	4.7	0.3	4.2	2.5	---	---	4
LINE 11200													
A	4975.4	S?	472008	7085270	2.4	4.7	0.8	6.8	13.2	45.1	1.6	59	6
B	4986.4	B?	472035	7085658	2.8	4.6	3.6	8.4	13.9	19.5	---	---	6

CX = COAXIAL
CP = COPLANAR

Note:EM values shown above are local amplitudes

*Estimated Depth may be unreliable because the stronger part of the conductor may be deeper or to one side of the flight line, or because of a shallow dip or magnetite/overburden effects

EM Anomaly List

Label	Fid	Interp	XUTM m	YUTM m	CX 1104 HZ Real ppm	CX 1104 HZ Quad ppm	CP 877 HZ Real ppm	CP 877 HZ Quad ppm	CP 7180 HZ Real ppm	CP 7180 HZ Quad ppm	Vertical Dike COND siemens	Vertical Dike DEPTH* m	Mag. Corr NT
LINE 11200													
C	4990.4	D	472014	7085791	7.1	11.6	4.1	13.7	34.6	43.0	2.9	31	0
D	5002.1	S	471982	7086160	0.4	3.1	1.5	3.9	5.1	25.0	---	---	6
E	5054.7	B?	471902	7087242	1.2	1.6	0.3	0.8	1.4	3.6	---	---	5
F	5069.3	B?	471925	7087578	0.1	3.4	0.1	5.4	8.6	29.2	---	---	0
G	5115.7	B?	471938	7088733	0.6	4.0	0.2	5.5	8.7	34.7	---	---	8
H	5122.3	B?	471935	7088913	1.4	1.7	1.6	4.4	10.7	34.5	---	---	6
I	5176.5	M	471980	7090845	0.0	0.6	0.1	2.8	4.3	18.8	---	---	42
J	5179.7	B?	471980	7090950	1.4	1.3	4.2	2.8	1.4	18.8	---	---	6
K	5182.5	M	471981	7091048	1.2	0.2	0.3	0.3	0.0	2.0	---	---	17
L	5191.6	S?	471987	7091363	7.8	2.1	14.1	2.0	13.7	17.1	---	---	6
M	5195.5	M	471987	7091498	0.1	1.4	0.9	2.0	17.8	18.4	---	---	0
N	5199.9	B?	471990	7091652	12.2	3.3	27.0	4.0	23.9	26.3	---	---	6
O	5204.1	B?	471995	7091802	9.0	4.2	19.2	4.4	19.8	22.2	19.4	34	8
P	5210.0	M	472001	7091992	5.5	1.7	7.0	3.1	6.0	22.5	---	---	34
Q	5219.0	M	471998	7092269	1.6	5.4	9.7	6.5	30.5	37.9	---	---	231
R	5253.9	B?	471995	7093275	1.4	3.1	1.7	2.2	4.0	5.5	1.5	39	6
S	5262.4	B?	471998	7093453	0.1	8.6	3.9	7.7	11.8	54.7	0.4	10	13
T	5292.0	M	472006	7094238	0.0	0.8	2.2	0.2	4.5	5.3	---	---	63
U	5297.8	E	472003	7094452	1.8	3.1	3.7	0.9	0.5	9.4	1.7	76	0
V	5303.1	S?	471996	7094657	0.8	7.8	1.8	11.0	18.4	53.7	0.4	3	0
W	5310.2	D	472003	7094927	6.1	8.2	2.0	7.4	9.3	46.0	3.6	44	0
X	5317.8	B?	472017	7095213	0.3	1.8	2.7	1.1	0.2	10.8	0.7	17	0
Y	5322.5	B?	472020	7095390	1.5	3.7	0.6	4.8	11.1	18.9	1.5	40	6
Z	5328.1	B?	472028	7095606	6.0	6.9	8.5	6.6	22.5	20.5	4.6	43	0
AA	5333.1	D	472036	7095797	6.3	4.2	8.1	2.3	7.7	29.6	10.2	46	6
AB	5338.9	D	472035	7096011	5.3	14.1	7.0	9.9	14.8	91.6	2.1	22	4
AC	5343.8	D	472030	7096177	1.4	7.7	4.7	7.7	5.6	47.0	0.7	14	0
AD	5360.4	B	472013	7096657	6.0	9.8	16.4	20.2	50.1	30.7	2.7	30	0
AE	5415.0	M	472066	7098154	0.1	1.1	19.9	1.6	16.8	11.3	---	---	29
AF	5420.3	D	472071	7098306	13.5	2.9	34.2	2.4	29.6	17.5	73.4	31	6
AG	5431.9	S?	472055	7098618	3.8	0.3	9.8	0.1	8.7	2.2	---	---	0
AH	5445.0	M	472064	7099036	1.2	0.5	4.7	1.1	3.2	7.0	---	---	5
AI	5478.9	D	472070	7100243	10.9	20.1	16.0	34.4	95.5	56.4	---	---	0
AJ	5503.6	D	472062	7100962	16.2	25.3	12.5	28.4	71.4	76.4	4.0	21	0
AK	5513.1	B	472078	7101267	2.9	4.5	2.3	3.5	4.4	7.9	---	---	6
AL	5524.3	B	472063	7101619	6.5	6.7	12.7	17.3	36.8	22.5	5.5	37	0
AM	5546.7	B?	472095	7102330	22.9	7.5	0.0	7.5	1.6	49.0	---	---	18
AN	5604.0	B?	472112	7103429	0.5	1.4	0.3	1.0	0.1	7.8	---	---	149
AO	5669.0	S	472164	7105519	0.8	3.2	0.7	3.7	1.2	25.3	---	---	6
AP	5732.7	B?	472189	7107169	2.2	3.4	9.7	2.4	15.0	9.8	---	---	6
LINE 11201													
A	6136.5	B?	472284	7119211	2.2	6.6	2.0	7.0	2.9	49.1	1.5	23	0
B	6164.0	M	472318	7119860	0.4	0.7	1.7	0.1	1.4	0.0	---	---	0
C	6171.1	B?	472321	7120012	6.2	3.0	9.4	1.5	11.1	11.3	16.5	32	33
D	6238.5	S?	472332	7121485	2.4	2.9	2.4	2.3	6.1	15.6	---	---	0

CX = COAXIAL
CP = COPLANAR

Note: EM values shown above are local amplitudes

*Estimated Depth may be unreliable because the stronger part of the conductor may be deeper or to one side of the flight line, or because of a shallow dip or magnetite/overburden effects

JOB 659

EM Anomaly List

Label	Fid	Interp	XUTM m	YUTM m	CX 1104 HZ Real ppm	CX 1104 HZ Quad ppm	CP 877 HZ Real ppm	CP 877 HZ Quad ppm	CP 7180 HZ Real ppm	CP 7180 HZ Quad ppm	Vertical Dike COND siemens	Vertical Dike DEPTH* m	Mag. Corr NT
LINE 11201													
E	6252.5	M	472336	7121774	0.2	1.4	0.9	1.5	0.7	11.4	---	---	0
F	6268.0	M	472330	7122036	0.4	0.8	5.1	0.5	3.3	1.5	---	---	80
G	6282.0	M	472334	7122297	0.4	0.9	1.2	0.9	1.3	7.3	---	---	0
H	6287.5	M	472336	7122432	0.4	0.0	0.9	0.1	0.8	2.0	---	---	85
I	6291.5	B?	472347	7122545	17.7	1.6	37.4	1.8	30.2	14.0	221.9	37	33
J	6338.5	B?	472361	7123928	4.2	2.7	7.8	1.4	5.6	12.8	9.5	47	33
K	6345.0	M	472351	7124108	0.9	0.5	2.8	3.8	1.6	29.5	---	---	245
L	6351.8	D	472352	7124302	9.4	4.7	10.1	0.1	7.0	10.1	17.7	31	0
M	6360.7	D	472353	7124542	1.6	4.7	2.1	0.2	0.9	5.0	1.3	21	0
N	6368.8	D	472346	7124766	2.0	9.8	3.7	10.5	19.2	35.7	0.9	11	4
O	6371.6	D	472349	7124842	12.5	25.4	0.0	16.0	31.9	70.5	3.5	10	34
P	6386.3	B?	472380	7125239	0.8	3.0	0.5	0.9	1.6	7.1	---	---	33
Q	6398.3	B?	472380	7125632	5.5	1.4	11.9	0.7	11.5	4.3	---	---	33
R	6405.0	M	472384	7125878	0.7	0.1	1.0	0.3	0.5	0.1	---	---	169
LINE 11202													
A	3812.0	S?	472142	7107004	1.9	4.5	5.4	8.3	5.9	53.8	---	---	0
B	3840.9	B?	472202	7108148	3.1	3.0	0.3	5.6	12.9	23.1	4.5	68	7
C	3862.1	S?	472197	7109015	0.6	2.2	0.0	2.4	0.6	16.1	---	---	0
D	3925.0	S	472207	7111449	1.5	0.8	1.8	1.9	2.3	13.9	---	---	0
E	3958.8	B?	472274	7112602	3.1	3.6	1.5	5.9	15.9	32.9	3.6	64	16
F	3964.0	B?	472272	7112782	2.1	3.6	1.0	4.4	13.0	23.3	1.8	67	0
G	3989.0	M	472310	7113812	4.5	0.5	7.0	2.4	3.5	6.8	---	---	0
H	3990.7	D	472304	7113885	4.2	6.3	6.5	5.5	6.9	36.6	2.7	56	0
I	4003.2	B?	472285	7114425	8.4	1.0	10.5	0.4	10.6	6.4	114.8	62	0
J	4008.0	M	472279	7114641	7.4	0.1	8.6	1.8	6.3	10.2	---	---	0
K	4017.0	M	472271	7115044	2.6	2.7	3.9	6.3	2.4	24.9	---	---	135
L	4017.9	B?	472270	7115083	4.6	2.7	11.1	6.3	8.2	24.9	---	---	16
M	4020.0	M	472269	7115174	0.1	2.5	11.1	4.4	8.2	24.9	---	---	323
N	4040.0	M	472276	7116052	1.6	1.5	3.2	2.4	3.2	7.5	---	---	0
O	4047.0	M	472276	7116392	8.7	1.2	16.3	1.4	15.3	5.5	---	---	0
P	4055.0	M	472274	7116747	1.4	0.7	1.8	1.7	1.3	4.4	---	---	15
Q	4061.2	D	472264	7116997	4.3	4.8	8.7	1.9	7.4	18.8	4.2	53	45
R	4069.3	B?	472251	7117307	2.4	3.6	3.7	3.4	2.4	23.7	2.3	70	16
S	4079.0	M	472242	7117665	1.3	0.6	1.3	2.0	0.8	11.2	---	---	259
T	4083.9	B?	472254	7117839	5.4	1.0	13.4	0.0	11.0	0.1	---	---	0
U	4121.1	D	472373	7119156	2.6	5.5	2.2	4.7	4.8	37.2	2.0	37	0
V	4146.4	D	472376	7119984	1.6	3.6	6.0	1.0	7.8	8.9	---	---	0
LINE 11210													
A	4834.6	D	472313	7085136	1.6	5.9	1.9	4.6	4.0	35.4	1.1	22	31
B	4818.6	D	472304	7085695	4.4	12.6	2.7	10.6	26.3	44.9	1.9	8	0
C	4814.3	B?	472303	7085846	2.4	3.5	1.6	4.7	10.3	12.4	---	---	19
D	4772.2	S?	472318	7087273	1.7	4.0	1.0	4.7	10.1	29.9	---	---	19
E	4751.4	B	472340	7087935	3.0	7.9	2.1	7.1	18.3	27.8	1.8	9	19
F	4730.0	B	472350	7088611	0.5	1.8	3.1	4.0	6.9	27.3	---	---	0

CX = COAXIAL
CP = COPLANAR

Note: EM values shown above are local amplitudes

*Estimated Depth may be unreliable because the stronger part of the conductor may be deeper or to one side of the flight line, or because of a shallow dip or magnetite/overburden effects

JOB 659

EM Anomaly List

Label	Fid	Interp	XUTM m	YUTM m	CX 1104 HZ Real ppm	CX 1104 HZ Quad ppm	CP 877 HZ Real ppm	CP 877 HZ Quad ppm	CP 7180 HZ Real ppm	CP 7180 HZ Quad ppm	Vertical Dike COND siemens	Vertical Dike DEPTH* m	Mag. Corr NT
LINE 11210													
G	4714.5	S?	472367	7088993	0.4	4.3	1.6	6.5	0.2	38.6	---	---	0
H	4709.0	B?	472370	7089112	1.8	1.6	5.0	3.0	5.5	17.8	---	---	19
I	4700.9	B?	472372	7089279	0.1	5.8	5.0	6.3	13.2	40.2	0.4	5	0
J	4693.4	B?	472382	7089446	2.5	9.4	1.9	7.1	12.7	41.9	1.2	12	0
K	4675.2	B?	472391	7089944	0.8	1.5	0.1	2.7	5.7	17.7	---	---	0
L	4663.1	B	472373	7090287	1.9	4.1	0.8	4.6	11.5	26.0	---	---	0
M	4641.3	B?	472404	7090957	1.7	1.1	1.2	2.1	3.2	8.2	---	---	90
N	4623.7	B?	472405	7091551	5.4	4.8	12.6	5.2	14.1	29.8	6.3	49	19
O	4620.0	M	472407	7091662	0.2	1.7	0.6	2.4	0.9	14.9	---	---	17
P	4595.0	M	472441	7092208	0.2	1.2	3.0	2.0	3.7	13.1	---	---	0
Q	4563.6	S?	472458	7092844	1.9	3.8	7.8	4.9	6.5	39.4	---	---	18
R	4547.2	S?	472476	7093262	0.5	0.3	1.2	1.9	1.7	16.6	---	---	0
S	4527.0	D	472440	7093752	1.0	6.5	3.2	6.4	5.6	36.9	0.6	14	0
T	4510.0	M	472439	7094245	6.1	0.8	15.9	1.0	13.9	2.2	---	---	774
U	4502.5	B	472440	7094475	58.5	11.4	8.3	23.4	54.1	93.3	105.8	20	0
V	4496.1	B	472443	7094673	7.6	16.0	4.7	24.0	59.6	104.6	2.9	18	6
W	4485.5	B	472440	7095025	7.5	11.5	9.4	15.9	62.0	31.3	3.2	35	0
X	4482.4	B	472438	7095133	8.1	11.6	9.4	19.1	51.0	37.2	---	---	0
Y	4476.3	B	472439	7095353	2.8	6.6	5.3	6.7	9.6	33.4	1.9	31	0
Z	4469.3	B	472437	7095609	6.3	6.1	3.8	8.0	18.7	39.4	6.0	41	19
AA	4468.1	B	472436	7095654	5.8	5.3	4.2	5.9	17.8	20.2	---	---	19
AB	4466.0	B?	472433	7095731	3.7	2.7	8.3	3.2	10.9	6.1	---	---	0
AC	4461.0	B	472426	7095909	1.1	1.9	4.7	0.4	1.3	10.1	1.5	97	0
AD	4454.2	B	472419	7096133	5.5	29.8	4.4	38.9	86.9	186.4	1.2	3	19
AE	4359.1	S?	472458	7098248	2.4	0.6	5.1	1.2	4.8	8.0	---	---	19
AF	4297.2	D	472509	7100509	5.8	17.6	6.5	31.5	100.4	112.4	2.0	12	19
AG	4292.7	D	472509	7100641	3.7	14.2	1.1	5.8	16.6	51.8	1.4	9	19
AH	4289.7	B	472501	7100886	3.1	3.7	7.7	7.8	15.1	16.2	3.4	46	38
AI	4223.5	B	472496	7102629	1.3	6.6	1.9	8.5	27.5	38.4	0.8	10	19
AJ	4207.2	S?	472529	7103164	1.5	2.6	3.3	3.4	4.7	19.8	---	---	60
AK	4161.5	E	472547	7104492	0.4	2.3	0.3	1.9	1.0	17.8	---	---	0
AL	4114.1	S?	472573	7105786	1.4	3.0	0.6	3.2	1.3	24.6	---	---	0
AM	4069.0	M	472592	7107144	0.4	1.4	0.2	2.0	2.9	21.0	---	---	11
AN	4041.5	D	472554	7107595	2.8	7.4	1.0	4.1	13.5	26.3	1.7	15	19
AO	3985.2	B?	472598	7108979	1.0	3.3	0.6	4.3	4.8	19.4	---	---	0
AP	3969.1	B?	472580	7109383	0.4	7.3	1.4	11.5	8.3	78.0	---	---	0
AQ	3881.2	B?	472636	7111625	4.8	4.8	9.4	5.1	7.8	34.7	5.3	54	11
AR	3793.7	B?	472683	7114187	4.5	3.9	9.4	2.5	5.1	20.2	6.4	48	19
AS	3784.8	B?	472679	7114482	13.4	4.2	24.3	3.1	22.9	18.6	40.4	21	19
AT	3772.5	M	472684	7114913	0.3	0.8	27.3	1.1	0.1	6.4	---	---	181
AU	3758.0	B?	472687	7115429	14.3	2.4	28.4	3.0	24.0	23.5	81.0	34	0
AV	3738.5	M	472733	7116009	1.8	0.3	12.0	0.5	10.0	3.5	---	---	0
AW	3715.0	M	472724	7116622	0.3	0.2	0.0	0.7	0.3	6.2	---	---	0
AX	3701.0	M	472731	7116952	0.3	1.1	31.3	3.5	28.0	23.7	---	---	321
AY	3672.5	M	472720	7117601	0.2	0.6	0.2	1.6	0.3	7.7	---	---	101
AZ	3630.0	M	472695	7118447	3.6	0.0	7.1	1.7	7.1	16.2	---	---	0

CX = COAXIAL
CP = COPLANAR

Note: EM values shown above are local amplitudes

*Estimated Depth may be unreliable because the stronger part of the conductor may be deeper or to one side of the flight line, or because of a shallow dip or magnetite/overburden effects

JOB 659

EM Anomaly List

Label	Fid	Interp	XUTM m	YUTM m	CX 1104 HZ Real ppm	CX 1104 HZ Quad ppm	CP 877 HZ Real ppm	CP 877 HZ Quad ppm	CP 7180 HZ Real ppm	CP 7180 HZ Quad ppm	Vertical Dike COND siemens	Vertical Dike DEPTH* m	Mag. Corr NT
LINE 11210													
BA	3617.7	B?	472688	7118553	7.0	2.7	14.5	2.1	12.9	16.2	---	---	0
BB	3588.2	B?	472709	7119030	1.0	3.7	2.5	4.0	4.9	27.3	---	---	19
BC	3582.9	B?	472694	7119143	1.2	3.5	0.7	2.7	4.1	18.6	1.2	28	0
BD	3560.0	S?	472716	7119670	1.7	6.6	3.4	7.1	4.4	46.5	---	---	13
BE	3550.0	D	472728	7119937	2.9	8.3	3.7	8.0	8.1	52.6	1.6	13	0
BF	3489.6	B?	472710	7121350	1.3	3.4	2.5	4.1	1.0	29.5	---	---	19
BG	3485.9	B?	472708	7121483	3.0	4.8	4.3	3.8	6.2	26.5	2.3	51	19
BH	3474.0	M	472702	7121871	1.6	0.6	4.5	0.2	3.9	1.4	---	---	107
BI	3460.0	M	472717	7122272	0.0	1.7	1.4	2.8	0.9	17.0	---	---	62
BJ	3450.1	B?	472732	7122537	12.6	4.3	18.1	2.5	21.7	17.4	34.3	33	0
BK	3441.0	M	472741	7122739	6.1	0.1	11.0	1.0	8.3	7.0	---	---	0
BL	3420.0	M	472754	7123263	6.8	1.7	18.3	1.7	15.3	13.1	---	---	510
BM	3417.0	B?	472749	7123337	2.7	0.7	17.9	0.9	13.1	5.4	30.4	65	8
BN	3411.1	B?	472749	7123489	17.9	0.7	36.6	0.2	20.5	2.9	757.0	30	19
BO	3400.0	D	472763	7123789	1.6	5.7	3.8	3.5	3.9	25.4	---	---	0
BP	3394.5	B?	472758	7123965	0.1	0.5	4.8	1.9	6.9	8.3	---	---	0
BQ	3388.4	B?	472753	7124163	4.7	3.9	0.6	3.1	4.2	16.7	6.8	41	0
BR	3382.5	B?	472743	7124352	1.8	3.0	0.8	2.0	2.6	17.5	---	---	0
BS	3371.3	B	472746	7124683	5.6	9.6	0.9	5.8	14.3	24.0	2.5	30	56
BT	3357.5	M	472786	7124986	0.0	0.2	7.4	0.5	0.0	1.4	---	---	0
BU	3349.8	B?	472783	7125133	2.5	1.6	4.7	0.7	4.1	5.1	8.2	54	0
BV	3340.0	B?	472778	7125339	2.1	1.2	2.3	1.1	2.9	4.5	---	---	0
BW	3325.0	M	472804	7125670	0.8	0.3	1.1	0.3	1.0	0.4	---	---	137
LINE 11220													
A	1603.7	D	472721	7085524	1.6	2.1	1.9	1.7	3.0	7.9	2.3	61	0
B	1611.5	D	472716	7085803	2.2	6.8	3.4	10.6	18.6	35.4	1.4	9	17
C	1615.9	D	472714	7085950	3.2	8.1	4.0	11.5	20.8	44.4	---	---	0
D	1659.2	B?	472718	7087227	2.2	10.6	0.3	15.8	15.6	104.4	1.0	9	5
E	1701.2	S?	472714	7088284	3.1	4.0	4.3	4.2	7.9	26.5	---	---	17
F	1727.9	B?	472755	7089139	1.8	3.4	3.3	4.0	6.0	22.5	---	---	17
G	1733.5	M	472762	7089333	0.2	3.2	0.9	2.7	0.3	15.5	---	---	26
H	1739.9	B?	472770	7089535	2.4	6.4	7.7	7.4	3.3	56.9	1.6	31	17
I	1751.3	B?	472765	7089869	1.1	3.7	2.9	4.4	10.2	25.2	---	---	17
J	1805.6	B?	472760	7091556	0.5	1.2	0.5	2.6	1.2	18.4	---	---	45
K	1832.1	S?	472787	7092506	2.1	3.3	3.9	3.5	10.0	39.2	---	---	6
L	1846.0	S?	472798	7092985	1.6	4.8	0.1	6.2	11.3	46.1	---	---	17
M	1879.7	B?	472791	7094057	5.7	6.9	9.2	19.0	46.8	30.7	4.1	26	0
N	1889.5	B	472782	7094365	5.7	12.2	7.2	18.5	38.7	62.9	2.6	10	0
O	1891.9	B	472782	7094449	4.7	12.2	7.2	18.5	27.9	42.6	2.1	7	0
P	1903.3	S	472801	7094863	1.3	3.4	1.0	9.0	21.7	29.5	---	---	0
Q	1917.1	D	472809	7095388	10.8	17.9	5.8	8.5	25.5	34.2	3.2	22	17
R	1921.5	B?	472804	7095560	8.0	8.2	9.4	14.6	45.4	29.3	6.0	24	17
S	1937.5	S?	472815	7096147	0.3	4.5	1.2	4.0	5.0	38.1	0.4	0	14
T	2011.0	M	472851	7097178	3.6	0.3	17.7	0.5	13.8	3.7	---	---	0
U	2020.0	M	472846	7097424	4.8	1.9	13.9	2.8	11.6	20.3	---	---	42

CX = COAXIAL
CP = COPLANAR

Note: EM values shown above are local amplitudes

*Estimated Depth may be unreliable because the stronger part of the conductor may be deeper or to one side of the flight line, or because of a shallow dip or magnetite/overburden effects

JOB 659

EM Anomaly List

Label	Fid	Interp	XUTM m	YUTM m	CX 1104 HZ Real ppm	CX 1104 HZ Quad ppm	CP 877 HZ Real ppm	CP 877 HZ Quad ppm	CP 7180 HZ Real ppm	CP 7180 HZ Quad ppm	Vertical Dike COND siemens	Vertical Dike DEPTH* m	Mag. Corr NT
LINE 11220													
V	2060.0	S	472865	7098871	0.2	1.8	1.5	3.6	0.7	28.3	---	---	14
W	2082.0	M	472885	7099649	3.2	1.2	6.9	1.7	5.5	11.3	---	---	38
X	2087.0	B?	472878	7099813	5.6	2.0	13.5	1.4	10.9	15.8	---	---	15
Y	2122.0	M	472904	7100846	0.3	2.4	0.1	3.1	0.2	23.3	---	---	28
Z	2135.0	S	472910	7101191	0.6	0.1	0.7	1.3	3.3	5.1	---	---	0
AA	2163.5	M	472902	7101912	0.1	0.1	6.8	0.5	5.6	3.0	---	---	0
AB	2172.6	B?	472903	7102151	5.8	4.7	3.8	5.9	2.2	40.4	7.6	47	0
AC	2175.0	M	472909	7102217	18.1	3.4	2.7	5.9	2.8	40.4	---	---	267
AD	2190.2	B?	472919	7102642	0.8	1.2	2.8	1.5	3.4	7.6	---	---	17
AE	2207.6	B?	472910	7103026	3.7	5.4	0.6	5.3	9.4	25.8	2.7	38	0
AF	2211.0	B?	472902	7103108	2.0	5.3	1.1	5.7	12.8	28.4	---	---	0
AG	2310.0	S	472937	7105068	0.6	0.8	0.6	0.8	1.3	6.2	---	---	17
AH	2350.7	S?	472937	7106421	1.2	1.0	0.5	0.5	1.8	5.0	---	---	0
AI	2382.0	S?	472967	7107202	0.8	1.1	0.9	1.8	0.9	16.4	---	---	17
AJ	2410.7	S?	473042	7107633	0.2	5.8	2.3	6.4	0.7	46.5	---	---	0
AK	2437.0	S?	473017	7108223	1.1	2.6	0.5	2.3	2.3	17.5	---	---	0
AL	2487.5	M	473007	7109542	0.0	1.5	0.1	1.4	0.1	8.3	---	---	0
AM	2496.4	B?	472993	7109676	6.8	1.9	7.2	1.3	11.4	6.4	---	---	17
AN	2502.3	B?	472982	7109767	2.3	5.3	2.9	6.8	14.2	40.6	---	---	0
AO	2508.9	B?	472972	7109864	2.7	3.9	1.6	5.5	4.9	32.2	2.5	63	0
AP	2547.0	M	472941	7110749	0.1	0.5	0.0	0.5	3.1	2.5	---	---	15
AQ	2577.0	M	473002	7111455	0.4	1.1	0.4	1.8	0.6	12.4	---	---	0
AR	2623.7	B?	473027	7112952	0.4	6.0	2.0	9.9	26.4	59.6	0.4	0	17
AS	2662.5	S?	473035	7114207	3.3	2.0	3.3	0.8	1.0	7.0	---	---	0
AT	2672.9	B?	473039	7114476	0.7	2.4	1.2	1.2	4.1	7.3	---	---	0
AU	2677.4	B?	473043	7114602	1.7	4.0	1.4	2.0	6.2	12.9	---	---	0
AV	2693.8	E	473063	7115010	5.8	0.7	10.3	0.3	6.0	2.2	---	---	0
AW	2713.0	M	473068	7115506	0.0	0.3	1.2	0.1	1.0	2.2	---	---	169
AX	2726.5	B?	473074	7115920	18.4	1.0	40.9	0.5	33.4	3.0	---	---	17
AY	2736.0	M	473086	7116246	0.3	2.3	2.2	3.5	1.9	23.8	---	---	55
AZ	2751.0	M	473092	7116787	6.8	1.7	14.0	1.2	9.9	11.8	---	---	0
BA	2775.0	M	473084	7117644	3.2	1.8	5.8	1.1	2.9	7.0	---	---	33
BB	2777.9	B?	473085	7117731	4.8	4.1	5.4	3.1	5.3	22.5	6.4	43	17
BC	2784.0	B?	473105	7117888	1.1	2.7	4.9	5.8	3.9	39.9	---	---	80
BD	2790.0	M	473118	7118000	6.5	0.7	9.5	1.2	6.8	8.1	---	---	10
BE	2810.0	B?	473108	7118413	0.8	1.6	2.7	0.9	2.9	8.5	---	---	171
BF	2820.0	M	473093	7118656	0.5	0.1	4.6	0.2	3.6	3.2	---	---	16
BG	2846.3	B?	473101	7119185	2.2	5.5	0.9	4.0	2.8	25.9	1.7	21	0
BH	2870.3	B?	473112	7119605	1.2	2.2	0.5	1.7	0.3	5.0	---	---	0
BI	2884.4	B?	473118	7119860	0.9	1.8	1.0	2.9	1.4	19.9	1.1	100	11
BJ	2899.1	S?	473122	7120175	3.5	2.8	7.3	3.0	3.0	21.6	---	---	0
BK	2913.1	B?	473126	7120495	36.1	1.6	57.5	0.5	52.8	4.1	---	---	17
BL	2927.0	B?	473126	7120701	88.4	4.4	137.9	4.5	109.6	36.3	952.9	15	17
BM	2933.5	B?	473125	7120783	16.7	1.6	15.4	0.8	15.3	8.9	---	---	0
BN	2975.0	S	473136	7121541	0.8	1.3	1.3	2.0	2.0	15.3	---	---	17
BO	3004.0	M	473125	7122105	1.4	2.4	3.2	2.6	2.6	19.0	---	---	0

CX = COAXIAL
CP = COPLANAR

Note:EM values shown above are local amplitudes

*Estimated Depth may be unreliable because the stronger part of the conductor may be deeper or to one side of the flight line, or because of a shallow dip or magnetite/overburden effects

JOB 659

EM Anomaly List

Label	Fid	Interp	XUTM m	YUTM m	CX 1104 HZ Real ppm	CX 1104 HZ Quad ppm	CP 877 HZ Real ppm	CP 877 HZ Quad ppm	CP 7180 HZ Real ppm	CP 7180 HZ Quad ppm	Vertical Dike COND siemens	Vertical Dike DEPTH* m	Mag. Corr NT
LINE 11220													
BP	3008.6	S?	473126	7122200	5.6	2.3	13.1	3.7	10.1	26.9	19.6	45	17
BQ	3015.0	M	473122	7122344	0.3	0.2	3.0	0.0	2.5	9.5	---	---	0
BR	3029.0	S?	473134	7122715	0.8	2.6	2.0	4.0	1.4	31.1	---	---	93
BS	3044.0	M	473142	7123186	37.5	1.2	17.3	0.0	13.6	0.9	---	---	773
BT	3047.5	M	473152	7123279	7.7	1.5	1.3	0.0	1.2	0.7	---	---	863
BU	3063.9	S?	473132	7123640	4.3	3.5	4.4	2.3	2.7	19.4	6.8	47	0
BV	3084.1	B?	473133	7124105	1.4	4.9	2.1	4.2	6.0	21.2	1.1	24	17
BW	3121.0	M	473136	7124835	0.1	0.4	2.1	0.4	1.4	2.2	---	---	129
BX	3126.1	B?	473143	7124964	3.8	2.9	8.7	1.4	6.3	11.3	7.0	54	17
BY	3132.0	M	473134	7125131	0.0	0.5	0.8	2.1	0.4	11.7	---	---	20
BZ	3145.0	M	473164	7125519	1.7	0.2	3.7	0.1	3.6	0.5	---	---	0
CA	3155.9	S?	473177	7125863	9.1	3.0	20.9	3.0	17.3	22.7	---	---	17
LINE 11230													
A	5063.3	B?	473163	7085898	6.8	7.9	4.0	6.0	6.0	35.3	4.7	39	17
B	5057.5	M	473132	7086089	1.3	1.3	1.1	1.7	1.8	6.5	---	---	17
C	5035.0	S	473143	7086838	1.2	2.2	0.9	3.7	9.4	15.5	---	---	17
D	5004.1	S?	473148	7087962	2.7	4.4	2.6	6.5	17.2	33.9	2.1	55	0
E	4993.1	S?	473172	7088331	2.1	7.8	5.5	15.4	21.3	94.7	1.2	13	8
F	4980.0	M	473162	7088707	1.9	2.5	9.6	0.6	12.4	8.7	---	---	0
G	4973.4	B?	473165	7088905	8.5	5.0	3.2	9.5	27.6	33.3	13.5	30	0
H	4967.0	B?	473162	7089123	1.7	1.8	3.6	2.9	11.7	2.8	---	---	17
I	4940.5	B?	473168	7089980	2.1	4.3	3.8	6.9	10.3	37.9	2.0	42	17
J	4886.3	D	473191	7091904	2.6	6.8	0.6	6.9	20.8	27.1	1.7	25	0
K	4881.4	D	473191	7092052	1.0	1.9	4.1	6.3	13.6	12.4	1.2	103	16
L	4874.0	D	473193	7092330	8.8	15.2	15.3	22.4	57.3	37.9	2.8	21	17
M	4864.0	D	473208	7092733	4.4	6.0	2.9	8.5	22.0	20.0	3.2	46	17
N	4824.5	B?	473218	7094235	1.5	3.5	0.6	4.2	3.1	25.5	1.6	43	17
O	4793.6	D	473234	7095437	4.8	6.7	3.5	4.0	16.5	8.2	3.2	49	0
P	4788.0	D	473240	7095628	1.6	6.4	3.0	4.5	1.5	29.8	1.0	28	17
Q	4782.6	B?	473246	7095804	0.8	0.2	2.9	1.7	6.0	6.6	---	---	11
R	4765.3	B?	473231	7096355	2.2	3.7	2.4	2.0	6.6	14.4	---	---	17
S	4707.0	M	473262	7097965	0.4	1.4	2.9	2.5	2.1	17.5	---	---	0
T	4644.5	D	473307	7100108	4.2	2.6	4.3	2.9	2.8	16.5	10.0	59	17
U	4630.6	B?	473304	7100388	1.8	1.4	0.2	0.8	0.1	4.2	---	---	17
V	4582.7	B?	473322	7101872	1.4	2.2	0.4	1.1	0.3	7.9	1.7	70	152
W	4527.2	B	473351	7103595	2.4	4.1	2.2	6.1	15.2	16.3	1.9	51	17
X	4477.0	S?	473329	7105163	0.2	1.3	0.3	2.5	2.8	16.9	---	---	17
Y	4436.4	B?	473354	7106497	3.1	2.0	0.9	2.4	0.8	18.3	---	---	17
Z	4398.8	B?	473351	7107298	3.7	1.1	1.1	1.1	2.0	5.1	---	---	17
AA	4295.0	B?	473418	7110174	1.7	1.7	0.2	2.1	3.6	14.0	---	---	0
AB	4281.0	S?	473424	7110532	0.6	3.0	0.0	4.2	3.0	25.9	---	---	13
AC	4238.0	M	473407	7111536	6.1	0.7	10.3	0.8	9.0	5.3	---	---	44
AD	4209.5	S?	473416	7112450	3.9	2.7	2.4	3.4	0.7	23.1	---	---	0
AE	4144.0	B?	473433	7114657	1.6	3.3	4.2	2.1	4.4	14.8	---	---	17
AF	4134.8	B?	473443	7115010	7.5	3.3	15.8	4.8	17.9	31.0	---	---	0

CX = COAXIAL
CP = COPLANAR

Note: EM values shown above are local amplitudes

*Estimated Depth may be unreliable because the stronger part of the conductor may be deeper or to one side of the flight line, or because of a shallow dip or magnetite/overburden effects

JOB 659

EM Anomaly List

Label	Fid	Interp	XUTM m	YUTM m	CX 1104 HZ Real ppm	CX 1104 HZ Quad ppm	CP 877 HZ Real ppm	CP 877 HZ Quad ppm	CP 7180 HZ Real ppm	CP 7180 HZ Quad ppm	Vertical Dike COND siemens	Vertical Dike DEPTH* m	Mag. Corr NT
LINE 11230													
AG	4130.7	B?	473436	7115176	7.9	4.0	18.4	3.7	18.1	23.3	---	---	0
AH	4125.0	M	473432	7115399	0.9	0.2	0.9	0.7	1.0	2.7	---	---	587
AI	4114.0	M	473449	7115796	0.2	0.9	0.4	2.3	0.6	15.1	---	---	34
AJ	4103.0	M	473449	7116194	10.2	0.0	19.8	0.6	15.3	3.7	---	---	17
AK	4092.5	M	473451	7116610	1.8	3.8	9.2	4.1	9.7	29.0	---	---	20
AL	4090.8	D	473451	7116680	1.4	3.5	5.2	3.5	4.9	22.8	---	---	102
AM	4085.0	B?	473458	7116903	15.1	1.3	26.7	1.7	14.9	11.7	225.2	49	0
AN	4075.0	M	473453	7117237	0.9	0.2	1.5	2.7	1.3	20.3	---	---	52
AO	4059.7	B	473434	7117658	2.2	2.8	4.8	3.6	4.7	26.6	2.9	64	0
AP	4035.0	M	473443	7118293	0.9	0.4	2.0	0.6	1.7	1.9	---	---	0
AQ	4008.0	B?	473471	7118924	1.7	2.7	1.4	1.4	2.0	11.4	1.8	72	17
AR	3996.8	D	473502	7119182	1.3	2.2	0.1	1.4	0.5	10.8	1.5	82	0
AS	3993.3	D	473512	7119280	0.7	1.9	1.3	0.6	0.3	7.2	---	---	17
AT	3976.1	D	473522	7119901	0.3	3.5	1.1	2.1	1.7	15.3	---	---	17
AU	3951.2	B?	473523	7120614	1.2	1.6	2.5	1.9	1.9	11.4	---	---	0
AV	3942.5	B?	473499	7120807	6.6	2.4	6.1	1.7	6.5	13.2	25.0	30	2
AW	3933.0	E	473522	7121123	0.4	3.2	0.8	2.6	0.2	24.0	---	---	17
AX	3907.5	M	473556	7122041	0.4	1.1	4.4	1.2	5.4	8.7	---	---	0
AY	3895.2	B?	473567	7122458	0.7	1.1	3.8	0.6	3.0	1.8	---	---	130
AZ	3887.4	B?	473577	7122695	6.2	1.8	13.8	1.0	10.2	7.7	---	---	0
BA	3881.0	M	473573	7122872	21.5	0.2	49.8	0.4	42.3	1.7	---	---	17
BB	3875.0	B?	473563	7123034	23.4	1.0	52.1	0.8	45.2	6.7	---	---	534
BC	3865.1	M	473570	7123282	8.9	0.0	30.8	0.0	21.2	6.0	---	---	17
BD	3855.5	B?	473569	7123495	16.3	4.4	34.3	2.5	25.5	27.9	54.2	32	0
BE	3854.0	M	473569	7123531	9.8	2.9	25.1	1.6	19.2	20.3	---	---	435
BF	3845.1	B?	473578	7123762	18.6	3.2	38.5	4.2	9.5	19.6	86.9	22	0
BG	3804.6	S?	473619	7125106	2.0	1.2	1.9	2.0	1.2	13.3	---	---	0
LINE 11240													
A	2250.9	B?	473500	7085834	2.3	2.9	4.2	2.9	5.7	6.7	---	---	14
B	2257.6	B	473516	7086051	8.6	9.3	9.4	18.3	48.5	21.2	5.7	22	0
C	2259.9	D	473519	7086124	8.6	8.4	9.4	18.3	48.5	22.3	6.6	21	8
D	2267.5	B?	473515	7086365	0.4	2.6	0.8	3.2	6.2	19.2	---	---	0
E	2295.8	S?	473519	7087231	0.5	2.5	0.4	2.6	4.6	18.9	---	---	14
F	2311.6	D	473520	7087671	0.3	3.0	0.5	4.1	1.9	27.1	---	---	14
G	2324.2	B?	473531	7088078	0.5	3.9	3.7	3.1	6.4	18.2	0.5	0	0
H	2343.0	S?	473556	7088678	2.5	5.3	1.3	7.5	5.4	50.4	---	---	14
I	2351.6	B?	473565	7088945	2.4	0.8	4.1	0.8	5.2	2.2	---	---	14
J	2368.6	B?	473558	7089544	2.5	3.3	1.3	2.4	9.2	13.8	2.8	65	13
K	2379.2	B?	473565	7089947	2.3	2.8	0.7	2.1	0.5	22.5	---	---	0
L	2420.0	M	473541	7091343	2.2	2.9	4.4	5.2	12.9	26.5	---	---	11
M	2440.0	B	473536	7092072	3.5	7.7	4.9	13.7	37.4	58.7	2.2	16	0
N	2523.3	B	473629	7095060	2.8	6.4	1.9	5.4	13.1	19.4	1.9	24	14
O	2532.5	B	473630	7095410	4.0	7.0	4.2	13.8	32.7	58.3	2.2	53	14
P	2538.9	D	473630	7095670	0.2	2.3	2.5	0.6	0.3	12.6	0.4	6	0
Q	2543.6	D	473625	7095858	5.9	9.9	0.3	2.5	8.7	16.0	2.6	38	0

CX = COAXIAL
CP = COPLANAR

Note: EM values shown above are local amplitudes

*Estimated Depth may be unreliable because the stronger part of the conductor may be deeper or to one side of the flight line, or because of a shallow dip or magnetite/overburden effects

EM Anomaly List

Label	Fid	Interp	XUTM m	YUTM m	CX 1104 HZ Real ppm	CX 1104 HZ Quad ppm	CP 877 HZ Real ppm	CP 877 HZ Quad ppm	CP 7180 HZ Real ppm	CP 7180 HZ Quad ppm	Vertical Dike COND siemens	Vertical Dike DEPTH* m	Mag. Corr NT
LINE 11240													
R	2549.6	D	473633	7096088	2.6	3.1	4.7	7.4	19.9	5.9	3.5	54	0
S	2561.6	S?	473617	7096521	1.5	1.1	0.2	0.1	0.4	5.3	---	---	0
T	2590.0	S	473603	7097362	0.9	2.1	0.3	2.9	3.8	23.2	---	---	0
U	2731.5	M	473678	7102224	0.0	1.5	5.7	1.6	5.0	10.3	---	---	66
V	2778.4	D	473701	7103766	1.1	2.5	2.0	2.1	5.5	10.0	---	---	14
W	2855.0	S?	473741	7106235	0.8	3.9	2.4	5.7	4.6	40.8	---	---	14
X	2905.0	B?	473833	7107439	0.1	1.7	1.8	3.3	10.3	8.0	---	---	14
Y	2975.0	S	473814	7109114	1.9	0.3	0.3	1.2	0.4	9.2	---	---	14
Z	3025.0	B	473818	7110618	0.7	1.9	1.0	2.5	8.2	7.0	---	---	0
AA	3185.4	E	473849	7114762	7.2	3.7	16.8	2.9	6.5	19.1	15.7	21	0
AB	3192.5	M	473830	7114960	4.2	0.4	7.7	2.9	8.7	15.3	---	---	128
AC	3195.1	D	473827	7115029	11.1	5.9	21.1	3.3	18.3	26.2	17.3	33	0
AD	3215.0	M	473833	7115483	2.2	0.7	3.6	0.6	3.6	5.1	---	---	348
AE	3220.7	B?	473832	7115617	27.0	1.6	74.3	1.8	63.6	11.1	507.6	35	0
AF	3257.5	M	473883	7116787	2.1	1.9	1.0	2.4	4.9	15.7	---	---	49
AG	3263.2	S?	473884	7116986	4.0	2.6	4.6	3.5	4.4	25.8	---	---	0
AH	3294.0	M	473855	7117951	0.8	0.6	1.1	0.2	0.5	0.9	---	---	0
AI	3307.6	B?	473853	7118226	18.5	2.4	28.6	2.4	18.7	17.1	---	---	0
AJ	3312.7	M	473866	7118326	10.3	1.6	36.5	2.4	32.5	16.0	---	---	0
AK	3316.3	D	473875	7118400	27.8	11.4	63.9	5.0	60.0	34.7	---	---	0
AL	3325.6	B	473887	7118566	3.8	7.0	5.3	9.5	0.0	54.2	1.9	58	0
AM	3347.5	M	473904	7118863	0.9	1.6	6.1	1.3	4.0	4.9	---	---	121
AN	3362.4	S?	473894	7119099	0.1	5.4	2.1	5.7	3.3	40.1	0.4	2	0
AO	3414.7	D	473911	7120682	0.2	2.7	2.4	1.2	1.3	8.3	0.4	0	2
AP	3418.8	D	473916	7120786	2.8	2.7	4.1	1.7	2.8	12.7	4.7	52	14
AQ	3422.0	B?	473920	7120866	2.9	1.4	3.3	1.9	4.1	14.9	---	---	31
AR	3437.0	M	473890	7121236	1.1	1.7	5.6	1.5	6.4	9.3	---	---	14
AS	3442.0	M	473887	7121365	3.1	1.1	6.2	1.5	6.9	9.5	---	---	61
AT	3456.1	B?	473915	7121742	1.3	1.5	1.1	0.8	2.9	4.3	---	---	5
AU	3470.0	M	473911	7122077	0.4	1.0	1.4	1.8	1.8	12.3	---	---	14
AV	3473.5	D	473916	7122172	4.4	2.1	5.6	1.6	5.4	8.4	14.2	51	22
AW	3482.5	M	473923	7122435	1.2	4.4	4.1	6.5	2.5	42.4	---	---	161
AX	3483.9	B?	473925	7122478	5.5	4.4	13.8	6.5	8.4	42.4	7.5	43	0
AY	3493.0	B?	473967	7122767	4.8	2.4	16.6	2.2	10.8	16.7	---	---	0
AZ	3497.7	B?	473984	7122922	1.8	1.5	2.4	2.8	2.7	20.0	---	---	0
BA	3509.0	D	473978	7123313	5.0	2.0	9.7	0.1	6.6	0.3	20.9	26	0
BB	3519.7	D	473978	7123679	6.3	7.6	5.5	2.9	7.7	15.4	4.3	33	0
BC	3523.3	D	473975	7123787	2.2	6.1	2.5	6.7	17.4	33.9	---	---	0
BD	3548.2	B?	473955	7124243	1.8	2.4	0.2	2.0	0.0	15.2	---	---	0
LINE 11250													
A	537.7	B?	473976	7085458	1.7	5.2	3.6	5.1	14.6	19.4	---	---	0
B	558.9	B	473953	7086158	7.4	8.9	9.0	12.6	26.0	21.3	4.6	36	6
C	562.1	B	473953	7086257	7.4	9.1	7.7	13.4	32.1	46.6	4.5	37	0
D	577.5	B?	473952	7086764	2.5	3.7	1.6	4.3	6.4	19.5	---	---	0
E	610.3	B?	473938	7087764	0.1	2.5	1.3	5.1	14.7	4.6	0.4	0	0

CX = COAXIAL
CP = COPLANAR

Note: EM values shown above are local amplitudes

*Estimated Depth may be unreliable because the stronger part of the conductor may be deeper or to one side of the flight line, or because of a shallow dip or magnetite/overburden effects

JOB 659

EM Anomaly List

Label	Fid	Interp	XUTM m	YUTM m	CX 1104 HZ Real ppm	CX 1104 HZ Quad ppm	CP 877 HZ Real ppm	CP 877 HZ Quad ppm	CP 7180 HZ Real ppm	CP 7180 HZ Quad ppm	Vertical Dike COND siemens	Vertical Dike DEPTH* m	Mag. Corr NT
LINE 11250													
F	657.5	D	473950	7089579	3.7	3.0	0.3	2.7	14.1	18.3	---	---	9
G	672.4	B	473969	7090233	1.4	4.2	1.5	7.7	24.5	46.1	1.3	34	0
H	674.9	B	473974	7090344	1.8	6.1	1.1	7.8	24.5	54.5	1.2	23	0
I	678.1	B?	473979	7090497	3.1	6.2	1.5	8.2	7.2	62.6	2.2	33	0
J	687.6	D	473982	7090937	2.8	4.9	0.7	5.6	7.5	37.7	1.9	56	6
K	693.5	B?	473986	7091189	3.4	2.5	1.0	7.6	17.0	39.7	7.1	54	0
L	718.0	D	474006	7092247	6.9	3.9	1.5	2.9	4.6	12.9	---	---	0
M	722.5	D	474002	7092419	5.2	8.9	3.1	6.6	18.1	22.1	2.4	36	0
N	761.0	D	474027	7093801	4.8	7.2	1.6	7.3	20.6	40.2	2.9	41	0
O	767.4	D	474038	7094110	0.6	4.4	1.8	4.3	11.8	7.2	0.5	0	0
P	797.9	S?	474018	7095455	0.6	3.3	2.7	5.5	8.9	28.4	---	---	6
Q	809.4	D	474031	7095993	3.8	8.4	1.0	6.1	11.7	29.0	2.2	18	5
R	815.4	B?	474032	7096259	0.3	1.8	1.4	5.9	15.1	1.6	0.6	0	0
S	999.6	S?	474094	7103319	3.4	2.0	2.7	3.4	1.7	25.6	---	---	6
T	1012.3	B?	474134	7103873	0.4	2.7	2.7	4.1	1.9	33.8	---	---	0
U	1016.9	D	474166	7104080	3.6	2.1	8.2	4.0	7.2	33.6	---	---	0
V	1110.0	B?	474150	7107378	0.4	1.2	1.3	1.4	8.2	0.3	---	---	6
W	1186.4	S	474169	7109766	0.4	2.5	1.8	3.2	9.3	22.1	---	---	0
LINE 11251													
A	1506.8	S?	474294	7114915	4.3	2.3	1.1	4.0	4.4	26.7	---	---	26
B	1517.3	S?	474270	7115404	7.8	4.4	8.6	6.9	20.0	43.3	14.3	35	26
C	1523.5	M	474254	7115677	0.4	0.2	0.2	3.4	3.1	17.2	---	---	345
D	1551.0	S?	474289	7117004	1.6	1.5	3.1	2.5	7.7	10.8	---	---	0
E	1555.9	B?	474277	7117246	5.9	1.9	1.7	2.9	7.1	14.2	28.9	38	26
F	1561.3	B?	474269	7117507	0.1	1.2	3.9	2.8	7.0	15.3	---	---	26
G	1578.3	D	474296	7118093	6.8	2.8	1.3	0.6	1.3	6.6	21.8	31	0
H	1584.0	M	474313	7118278	3.2	1.8	9.2	1.7	9.0	12.7	---	---	120
I	1592.0	M	474306	7118595	5.9	0.8	10.3	0.7	7.8	7.9	---	---	126
J	1602.8	D	474337	7119108	4.2	6.3	11.3	3.3	15.7	19.6	2.7	47	26
K	1604.5	B?	474334	7119187	4.2	6.3	11.3	5.7	16.3	33.2	2.7	50	0
L	1610.1	D	474315	7119419	1.3	2.3	2.8	4.2	8.7	22.9	---	---	0
M	1635.0	S?	474331	7120336	3.3	0.2	2.1	0.1	1.6	4.0	---	---	0
N	1664.7	B?	474362	7121556	5.8	2.1	12.1	2.1	9.4	17.1	---	---	26
O	1668.3	B?	474350	7121700	4.2	3.6	11.8	3.9	9.8	29.6	6.1	51	26
P	1672.5	M	474325	7121865	2.7	0.0	6.0	3.0	9.0	21.7	---	---	261
Q	1696.0	M	474309	7122945	1.1	0.4	3.1	0.9	1.1	4.6	---	---	316
R	1701.0	B?	474307	7123194	2.3	3.0	8.7	3.2	7.5	22.3	---	---	26
S	1707.6	D	474341	7123520	3.9	5.4	4.9	4.5	8.6	26.6	3.0	47	26
T	1709.9	D	474354	7123626	4.0	6.0	3.0	5.4	11.4	33.1	2.7	47	0
U	1720.0	M	474395	7124071	1.5	0.3	0.6	0.2	0.0	3.9	---	---	214
V	1729.0	B?	474391	7124503	3.3	1.5	2.1	0.5	2.5	4.9	14.6	50	53
W	1750.6	D	474380	7125216	2.5	1.4	2.8	0.5	2.0	2.1	---	---	0
LINE 11260													
A	3082.1	B?	474333	7085906	4.6	1.8	3.3	2.2	9.9	5.6	---	---	0

CX = COAXIAL
CP = COPLANAR

Note: EM values shown above are local amplitudes

*Estimated Depth may be unreliable because the stronger part of the conductor may be deeper or to one side of the flight line, or because of a shallow dip or magnetite/overburden effects

JOB 659

EM Anomaly List

Label	Fid	Interp	XUTM m	YUTM m	CX 1104 HZ Real ppm	CX 1104 HZ Quad ppm	CP 877 HZ Real ppm	CP 877 HZ Quad ppm	CP 7180 HZ Real ppm	CP 7180 HZ Quad ppm	Vertical Dike COND siemens	Vertical Dike DEPTH* m	Mag. Corr NT
LINE 11260													
B	3078.0	B	474335	7086095	2.6	3.0	5.2	4.8	11.4	14.3	---	---	0
C	3068.5	B?	474334	7086492	2.7	1.4	5.9	2.5	5.3	15.2	---	---	22
D	3066.0	B?	474330	7086587	1.2	2.5	1.0	2.6	2.0	15.9	---	---	7
E	2966.0	M	474379	7090076	0.7	2.8	5.6	4.9	4.8	25.6	---	---	0
F	2937.0	M	474409	7090971	0.3	2.0	1.3	4.0	0.5	31.8	---	---	74
G	2928.2	B?	474425	7091260	3.6	2.0	3.5	0.3	3.6	0.9	11.3	51	14
H	2904.0	B?	474386	7092032	0.1	4.8	0.4	13.4	20.6	52.9	---	---	0
I	2900.0	D	474366	7092216	5.4	10.7	3.5	14.0	20.6	63.6	---	---	0
J	2887.5	B?	474327	7092735	2.1	3.0	1.9	2.8	9.8	10.5	---	---	14
K	2877.9	S?	474329	7093065	0.0	5.4	0.8	6.8	3.0	63.6	---	---	0
L	2850.2	S?	474414	7093979	1.9	4.9	2.7	9.2	19.1	37.4	1.5	35	0
M	2811.6	B?	474391	7095223	2.2	3.1	1.2	4.5	6.1	25.5	---	---	14
N	2795.8	D	474418	7095713	1.9	1.3	0.5	2.8	6.6	13.2	---	---	14
O	2785.5	D	474410	7096071	5.8	6.7	2.9	6.3	18.9	18.3	4.6	32	0
P	2776.5	S?	474405	7096410	1.8	4.4	1.1	10.8	5.2	77.3	1.6	38	0
Q	2773.6	S?	474403	7096511	0.4	10.4	0.3	10.8	8.5	77.3	0.4	6	0
R	2727.5	S	474456	7098012	0.6	2.9	1.1	3.9	2.9	33.0	---	---	14
S	2710.0	B?	474464	7098675	1.5	2.4	4.5	2.8	3.1	17.0	---	---	0
T	2627.5	S?	474496	7101498	0.4	2.3	1.3	3.3	1.4	20.2	---	---	63
U	2597.7	B?	474500	7102548	1.7	3.7	5.5	3.4	1.5	22.1	---	---	0
V	2556.5	D	474552	7103824	1.9	2.2	2.7	0.7	3.0	7.8	3.0	78	1
W	2532.5	S?	474546	7104596	3.1	6.7	3.1	18.3	42.2	90.7	2.1	19	0
X	2523.8	B?	474538	7104903	2.7	6.8	2.1	9.7	24.7	32.6	1.8	22	0
Y	2412.0	B?	474584	7108410	2.1	1.8	1.2	2.5	0.7	16.9	---	---	0
Z	2190.0	M	474706	7115800	1.3	0.1	0.1	0.2	0.2	0.1	---	---	0
AA	2150.9	D	474685	7116910	2.5	5.4	0.7	3.3	2.7	20.2	2.0	37	0
AB	2144.0	S?	474665	7117100	5.2	3.9	0.3	4.7	1.6	33.1	---	---	14
AC	2122.5	D	474741	7117826	11.9	25.3	10.8	12.4	23.0	73.5	3.3	13	14
AD	2118.0	D	474748	7117956	2.1	2.8	5.7	2.3	5.7	10.6	---	---	9
AE	2104.5	B?	474726	7118293	9.5	1.4	13.0	0.4	10.0	3.2	92.8	46	0
AF	2098.0	M	474720	7118493	0.7	0.7	0.8	0.5	7.9	3.9	---	---	0
AG	2077.5	D	474689	7119164	2.4	2.8	5.0	2.1	10.1	10.6	---	---	0
AH	2066.0	B?	474722	7119623	0.9	2.4	1.1	1.4	0.2	11.1	---	---	0
AI	2044.0	B?	474729	7120442	4.0	2.3	1.6	1.0	1.9	9.4	---	---	0
AJ	2007.0	M	474692	7121813	0.6	0.6	6.2	0.1	4.8	0.1	---	---	0
AK	1987.5	M	474740	7122309	0.2	3.0	5.2	2.1	3.7	15.7	---	---	14
AL	1985.0	B?	474744	7122373	4.6	0.8	10.6	1.0	8.6	6.4	---	---	0
AM	1979.0	M	474755	7122531	1.8	0.1	6.6	1.2	2.6	10.5	---	---	0
AN	1971.5	M	474765	7122736	0.2	2.1	0.5	3.7	0.8	24.3	---	---	0
AO	1966.0	B?	474769	7122886	3.7	1.4	6.1	2.1	7.2	13.0	---	---	0
AP	1956.0	D	474770	7123171	8.5	8.2	6.5	7.1	17.4	12.3	6.6	27	0
AQ	1947.4	B?	474772	7123451	1.3	3.1	0.3	1.2	3.2	3.8	1.4	26	14
AR	1920.5	D	474790	7124245	1.8	1.3	0.6	0.6	0.9	4.9	---	---	0
AS	1908.9	D	474794	7124496	5.8	3.0	2.8	1.2	1.4	9.8	14.4	48	0
AT	1899.4	B?	474791	7124770	0.4	1.0	2.0	1.7	1.8	12.1	---	---	2
AU	1869.3	D	474762	7125827	0.7	4.0	3.9	5.5	10.6	29.4	---	---	0

CX = COAXIAL
CP = COPLANAR

Note: EM values shown above are local amplitudes

*Estimated Depth may be unreliable because the stronger part of the conductor may be deeper or to one side of the flight line, or because of a shallow dip or magnetite/overburden effects

JOB 659

250

EM Anomaly List

Label	Fid	Interp	XUTM m	YUTM m	CX 1104 HZ Real ppm	CX 1104 HZ Quad ppm	CP 877 HZ Real ppm	CP 877 HZ Quad ppm	CP 7180 HZ Real ppm	CP 7180 HZ Quad ppm	Vertical Dike COND siemens	Vertical Dike DEPTH* m	Mag. Corr NT
LINE 11270													
A	3230.0	B?	474734	7085224	4.1	7.7	6.2	10.7	24.8	30.2	---	---	7
B	3242.3	M	474763	7085680	2.8	2.0	4.5	3.2	2.0	14.3	---	---	77
C	3252.7	D	474763	7086005	2.0	2.9	1.3	1.8	2.5	14.0	2.2	70	8
D	3274.7	D	474730	7086818	1.3	2.7	0.9	1.3	1.4	7.2	1.6	47	0
E	3297.9	B?	474734	7087744	0.4	1.5	0.9	1.3	0.7	9.0	---	---	0
F	3333.1	S?	474743	7089144	3.5	1.8	1.1	0.7	2.5	8.2	---	---	0
G	3377.5	B?	474768	7090986	1.9	1.4	2.3	1.1	3.7	6.5	---	---	0
H	3396.8	B	474778	7091636	16.3	73.8	29.2	130.4	375.6	547.7	2.0	0	0
I	3399.9	B	474785	7091775	8.0	15.4	29.1	110.0	291.7	413.8	2.3	17	6
J	3428.0	B?	474816	7092813	1.1	5.0	1.5	8.4	23.6	50.6	0.8	16	8
K	3491.0	D	474854	7095564	2.8	3.3	1.8	2.9	11.5	22.3	---	---	8
L	3494.3	B?	474855	7095724	0.7	3.7	2.3	3.3	15.5	10.8	0.7	0	0
M	3502.0	B?	474861	7096067	1.3	2.7	0.2	1.2	3.5	10.4	1.6	34	0
N	3512.0	B?	474870	7096395	1.4	2.2	1.0	0.7	1.7	9.1	---	---	0
O	3527.2	B?	474840	7096865	4.1	3.8	0.5	5.8	9.4	35.8	5.6	49	0
P	3537.1	B?	474847	7097302	2.5	3.9	0.9	9.3	21.0	48.2	2.2	65	0
Q	3545.7	B?	474874	7097703	3.2	5.8	1.4	3.6	4.9	33.1	---	---	8
R	3554.5	B?	474896	7098091	1.0	2.1	1.5	1.2	1.2	11.5	---	---	8
S	3588.1	M	474890	7099537	0.1	3.1	2.1	3.9	2.0	29.7	---	---	111
T	3588.8	B?	474890	7099565	5.9	3.2	13.7	5.6	11.6	40.9	13.9	52	8
U	3592.5	B?	474888	7099721	9.3	2.7	3.1	5.6	2.7	40.9	---	---	126
V	3596.0	D	474885	7099867	22.2	1.6	45.9	3.5	40.0	26.3	351.8	23	8
W	3628.3	D	474877	7101091	1.1	2.2	0.4	0.6	0.4	6.3	1.5	51	116
X	3651.8	B?	474856	7101721	3.2	1.3	0.3	0.6	1.8	5.5	---	---	0
Y	3729.1	B	474952	7104838	2.0	5.4	6.0	7.7	22.9	22.7	1.6	11	0
Z	3792.5	S?	474952	7107277	7.3	1.8	0.7	2.8	0.8	23.7	46.5	48	0
LINE 11271													
A	4128.8	S	474933	7107198	6.1	0.3	1.0	1.5	0.1	8.1	---	---	0
B	4180.0	S	475010	7109174	0.6	0.2	0.3	1.1	0.2	6.5	---	---	0
C	4243.3	S?	475062	7111899	2.5	2.4	0.5	3.0	9.0	20.7	---	---	0
D	4291.2	B	475023	7113791	2.4	5.5	4.9	7.1	26.2	21.9	1.9	26	0
E	4330.0	S?	475086	7115312	3.8	1.7	1.4	1.2	0.7	11.7	---	---	20
F	4342.2	B?	475076	7115752	2.0	2.6	2.1	3.0	4.5	20.5	---	---	20
G	4348.4	D	475074	7115982	3.2	2.4	2.2	2.5	9.5	30.2	7.0	49	174
H	4353.0	B?	475081	7116176	2.4	2.6	5.2	4.5	11.9	17.7	---	---	0
I	4370.0	M	475041	7117039	1.0	0.5	2.1	0.9	5.3	12.4	---	---	40
J	4385.6	D	475055	7117769	7.7	11.5	4.0	6.2	6.2	28.1	3.4	33	0
K	4389.8	B?	475063	7117937	3.1	2.3	2.9	5.0	12.6	19.8	---	---	20
L	4422.4	S?	475081	7119473	3.0	3.9	1.2	4.1	7.9	23.0	---	---	20
M	4442.7	D	475076	7120368	1.0	4.1	1.5	2.0	5.2	13.9	0.8	16	0
N	4477.5	M	475123	7121645	2.3	0.7	8.0	0.2	6.8	7.4	---	---	706
O	4498.0	M	475150	7122604	0.0	1.6	4.9	0.9	4.7	2.9	---	---	580
P	4503.8	B?	475131	7122877	14.9	0.9	29.5	1.4	28.8	0.9	---	---	0
Q	4507.3	D	475121	7123029	13.3	6.4	11.6	1.0	10.5	7.1	21.4	33	20

CX = COAXIAL
CP = COPLANAR

Note:EM values shown above are local amplitudes

*Estimated Depth may be unreliable because the stronger part of the conductor may be deeper or to one side of the flight line, or because of a shallow dip or magnetite/overburden effects

JOB 659

EM Anomaly List

Label	Fid	Interp	XUTM m	YUTM m	CX 1104 HZ Real ppm	CX 1104 HZ Quad ppm	CP 877 HZ Real ppm	CP 877 HZ Quad ppm	CP 7180 HZ Real ppm	CP 7180 HZ Quad ppm	Vertical Dike COND siemens	Vertical Dike DEPTH* m	Mag. Corr NT
LINE 11271													
R	4533.0	B?	475110	7123260	6.2	2.0	2.0	3.8	5.0	16.0	29.8	52	14
S	4515.1	D	475107	7123350	0.2	6.4	0.7	4.6	7.7	21.8	---	---	20
T	4531.1	B?	475158	7124046	7.0	1.7	10.1	0.1	8.4	4.2	---	---	20
U	4535.0	B?	475181	7124226	3.2	1.6	2.2	0.9	2.2	5.4	13.0	64	20
V	4542.7	D	475231	7124584	5.7	1.1	8.2	1.4	6.9	8.2	---	---	0
LINE 11280													
A	5802.0	S?	475181	7086061	0.4	2.2	1.0	3.2	0.4	20.5	---	---	298
B	5779.0	S?	475128	7086864	6.8	0.7	1.6	2.4	2.2	11.7	---	---	0
C	5751.5	S?	475184	7088002	7.0	6.6	16.4	8.2	15.2	58.8	---	---	15
D	5750.0	M	475187	7088062	2.0	5.0	7.7	7.3	7.4	52.1	---	---	259
E	5698.5	S	475210	7089946	2.8	2.7	1.3	2.2	5.7	14.8	---	---	0
F	5683.7	E	475205	7090613	1.5	4.0	8.0	12.4	32.8	38.1	---	---	0
G	5680.5	D	475209	7090764	8.1	8.9	7.7	23.5	62.4	47.4	5.3	26	0
H	5674.5	B	475216	7091011	21.3	26.6	38.2	58.7	139.9	74.9	6.2	12	15
I	5671.9	B	475219	7091102	11.9	24.5	25.2	39.1	75.7	63.8	3.4	8	15
J	5663.8	B	475217	7091333	0.7	6.3	0.4	6.3	17.7	22.9	---	---	0
K	5652.0	B	475217	7091685	7.1	1.6	5.3	1.6	10.9	3.2	---	---	0
L	5568.0	S	475297	7094771	1.8	1.8	0.3	2.1	5.3	10.7	---	---	0
M	5538.5	B	475252	7095914	7.8	14.3	12.4	22.1	45.0	58.2	2.5	32	0
N	5524.3	S?	475193	7096530	1.0	4.3	0.3	2.7	1.7	28.1	0.9	25	14
O	5503.1	D	475247	7097351	1.6	1.9	1.2	1.0	4.7	5.8	---	---	0
P	5498.2	D	475264	7097546	0.5	2.6	1.2	1.4	12.2	20.8	0.7	10	0
Q	5493.7	D	475278	7097725	3.0	6.4	1.0	5.2	9.7	25.8	2.1	24	15
R	5469.5	S?	475304	7098656	1.7	1.3	1.1	0.8	1.2	6.6	---	---	0
S	5460.0	S?	475274	7099037	1.2	1.9	1.0	2.2	1.4	12.3	---	---	0
T	5439.2	B?	475313	7099756	0.9	1.2	1.5	0.1	1.4	0.2	---	---	14
U	5431.0	M	475316	7100020	2.8	0.1	3.2	0.3	2.8	1.0	---	---	0
V	5410.1	S?	475297	7100917	0.1	4.2	0.4	3.6	2.8	21.4	---	---	0
W	5377.0	S	475320	7102284	0.5	2.8	0.2	4.1	7.1	26.1	---	---	0
X	5358.5	M	475344	7103065	0.0	1.1	0.8	1.1	1.2	6.9	---	---	62
Y	5330.0	S?	475392	7104018	6.1	1.2	12.5	1.5	11.1	11.0	---	---	0
Z	5307.3	S?	475361	7104719	3.1	1.2	1.0	0.7	0.3	4.6	---	---	6
AA	5303.2	B?	475346	7104865	2.9	1.1	4.3	5.1	10.3	2.8	---	---	15
AB	5195.0	S?	475432	7108792	3.0	1.0	0.9	1.8	1.4	10.9	---	---	0
AC	5136.0	D	475460	7110811	0.1	2.5	0.5	1.0	2.0	7.7	---	---	0
AD	5111.0	S?	475460	7111468	0.3	2.1	1.8	1.5	2.6	10.4	---	---	52
AE	5090.9	S?	475415	7112093	1.6	6.2	2.6	7.4	12.0	47.1	---	---	0
AF	5056.8	B	475461	7113352	2.5	7.0	4.4	8.3	15.0	30.9	1.6	14	0
AG	5000.0	B?	475498	7115388	1.2	1.7	6.5	1.1	4.9	8.3	---	---	322
AH	4998.0	M	475496	7115469	2.2	0.7	1.1	1.0	2.1	6.2	---	---	0
AI	4994.9	D	475489	7115584	2.2	0.2	8.8	0.1	10.1	0.1	---	---	0
AJ	4986.6	S?	475470	7115891	2.2	4.8	0.8	5.1	8.5	30.6	---	---	15
AK	4958.8	M	475521	7116608	2.7	0.5	2.4	0.5	1.8	3.7	---	---	90
AL	4942.9	D	475451	7117102	6.5	3.1	13.1	1.2	9.6	0.6	16.7	38	0
AM	4940.0	M	475441	7117215	1.4	1.9	2.2	7.2	1.2	10.7	---	---	230

CX = COAXIAL
CP = COPLANAR

Note: EM values shown above are local amplitudes

*Estimated Depth may be unreliable because the stronger part of the conductor may be deeper or to one side of the flight line, or because of a shallow dip or magnetite/overburden effects

JOB 659

EM Anomaly List

Label	Fid	Interp	XUTM m	YUTM m	CX 1104 HZ Real ppm	CX 1104 HZ Quad ppm	CP 877 HZ Real ppm	CP 877 HZ Quad ppm	CP 7180 HZ Real ppm	CP 7180 HZ Quad ppm	Vertical Dike COND siemens	Vertical Dike DEPTH* m	Mag. Corr NT
LINE 11280													
AN	4932.9	D	475460	7117495	13.5	16.4	14.5	11.7	45.6	39.2	5.5	18	15
AO	4929.5	B?	475473	7117633	13.6	5.5	29.2	8.4	35.0	52.5	---	---	0
AP	4927.4	D	475480	7117721	13.6	14.2	24.7	8.4	27.8	52.5	6.8	31	0
AQ	4925.0	D	475485	7117814	0.9	4.1	1.4	6.3	3.3	29.6	---	---	364
AR	4912.1	B?	475491	7118213	2.0	5.4	1.9	3.3	0.8	25.1	1.5	34	0
AS	4881.5	M	475552	7118888	4.5	0.4	4.3	1.6	0.1	11.1	---	---	26
AT	4869.6	D	475552	7119237	2.3	3.9	1.5	3.1	9.5	12.0	1.9	58	15
AU	4867.5	D	475555	7119321	0.8	4.1	0.9	2.5	6.6	9.6	---	---	14
AV	4863.4	B?	475555	7119486	0.5	2.7	2.6	2.1	5.1	13.2	0.7	15	15
AW	4857.0	B?	475520	7119750	2.2	1.1	1.3	0.3	0.6	0.4	---	---	15
AX	4846.7	S?	475473	7120166	2.1	5.8	5.0	8.9	13.9	59.4	---	---	0
AY	4843.2	E	475473	7120305	1.3	4.6	2.2	2.6	2.5	17.5	1.0	21	15
AZ	4828.1	D	475495	7120909	4.9	0.9	11.7	0.8	11.8	3.9	---	---	0
BA	4823.7	D	475495	7121073	1.8	1.7	6.9	1.0	6.5	5.4	---	---	156
BB	4817.0	M	475486	7121297	4.1	0.8	8.2	0.7	6.0	4.8	---	---	15
BC	4807.0	M	475481	7121535	1.0	0.6	0.8	0.4	0.5	1.4	---	---	0
BD	4775.0	M	475552	7122431	1.6	1.0	4.0	0.6	3.5	2.8	---	---	0
BE	4764.5	B?	475555	7122727	3.3	1.6	5.3	2.3	2.7	11.1	---	---	103
BF	4758.1	D	475548	7122920	6.1	3.4	9.1	2.9	15.2	3.9	13.2	31	0
BG	4752.4	D	475536	7123105	4.1	4.1	1.2	0.4	3.5	6.1	5.0	40	0
BH	4732.0	D	475585	7123797	1.7	2.6	0.9	3.1	6.7	12.8	---	---	0
BI	4726.2	D	475599	7124020	4.0	2.9	3.5	1.1	3.1	7.3	7.7	42	0
BJ	4682.5	B?	475601	7125540	2.2	2.8	3.3	3.7	4.8	25.0	---	---	0
BK	4678.5	D	475606	7125706	3.0	6.3	2.9	2.4	2.6	19.4	2.1	36	92
LINE 11290													
A	6040.2	B	475546	7088777	3.2	6.4	4.8	8.3	15.4	41.0	1.6	47	0
B	6043.7	B	475549	7088900	1.8	7.9	8.4	14.9	29.7	36.9	---	---	14
C	6055.6	B	475542	7089315	4.5	6.8	13.3	10.8	22.9	21.2	---	---	0
D	6078.3	B	475582	7090058	0.9	6.8	0.6	7.6	17.5	54.6	0.5	1	0
E	6086.1	B	475617	7090309	4.1	7.1	4.6	13.8	41.6	45.2	2.1	52	0
F	6093.4	D	475625	7090529	5.2	9.7	5.6	13.2	36.5	38.7	2.1	43	0
G	6107.4	B?	475586	7090974	1.9	3.3	0.4	1.9	3.5	17.3	---	---	0
H	6114.4	B?	475559	7091220	3.5	2.1	1.7	3.7	8.8	9.2	---	---	14
I	6122.6	B?	475550	7091539	3.4	1.4	2.5	2.7	3.6	12.3	---	---	0
J	6158.8	S?	475678	7092681	1.9	2.2	0.1	3.1	1.8	22.8	---	---	0
K	6175.5	E	475725	7093289	0.0	2.6	1.9	2.1	4.2	7.6	---	---	0
L	6185.6	B?	475706	7093707	0.7	1.2	1.1	0.0	9.7	26.0	---	---	0
M	6224.3	B?	475635	7095254	2.0	1.9	2.7	5.1	11.5	37.4	4.1	70	14
N	6229.7	B?	475645	7095465	1.7	3.1	3.4	5.0	14.7	18.3	0.8	0	0
O	6232.3	B?	475646	7095564	1.7	2.9	3.4	5.0	14.7	18.3	---	---	0
P	6252.1	B?	475689	7096200	1.3	1.9	0.3	1.4	0.6	9.0	---	---	0
Q	6292.5	B?	475650	7097812	0.3	2.4	0.7	2.5	8.2	8.5	---	---	0
R	6295.1	B?	475652	7097947	2.9	2.8	0.7	3.5	6.6	13.9	---	---	0
S	6295.7	B?	475653	7097979	3.6	2.7	0.8	3.5	6.6	3.7	7.0	50	0
T	6312.3	B?	475671	7098796	1.3	2.5	0.6	1.7	4.1	14.5	1.3	84	14

CX = COAXIAL
CP = COPLANAR

Note: EM values shown above are local amplitudes

*Estimated Depth may be unreliable because the stronger part of the conductor may be deeper or to one side of the flight line, or because of a shallow dip or magnetite/overburden effects

EM Anomaly List

Label	Fid	Interp	XUTM m	YUTM m	CX 1104 HZ Real ppm	CX 1104 HZ Quad ppm	CP 877 HZ Real ppm	CP 877 HZ Quad ppm	CP 7180 HZ Real ppm	CP 7180 HZ Quad ppm	Vertical Dike COND siemens	Vertical Dike DEPTH* m	Mag. Corr NT
LINE 11290													
U	6318.4	B?	475690	7099080	1.4	2.1	1.7	0.7	3.1	6.5	---	---	14
V	6345.0	M	475737	7100213	0.5	0.1	0.7	0.5	1.4	0.6	---	---	0
W	6357.6	B?	475703	7100786	3.2	1.7	1.7	0.9	4.6	3.4	---	---	62
X	6375.0	S	475715	7101436	1.4	1.8	0.3	2.2	2.5	16.7	---	---	0
Y	6453.2	S	475744	7104170	3.5	0.3	2.5	0.2	1.6	0.1	---	---	0
Z	6531.9	S?	475846	7107090	3.6	0.3	0.5	1.1	2.5	10.6	---	---	0
AA	6560.2	B?	475808	7108200	3.4	3.0	1.6	4.6	14.1	23.8	---	---	0
AB	6562.9	B?	475810	7108313	3.6	4.4	1.5	4.5	14.1	33.1	3.6	60	0
AC	6566.5	B?	475812	7108474	0.0	1.7	0.3	5.1	7.3	41.1	0.4	4	0
AD	6570.8	D	475808	7108676	0.7	1.3	0.2	2.5	2.7	11.2	---	---	0
AE	6610.0	S	475832	7110119	0.8	1.7	0.7	3.4	4.5	22.8	---	---	0
AF	6700.0	S	475870	7113554	1.5	2.0	2.2	2.8	5.5	19.1	---	---	0
AG	6717.7	B?	475844	7114239	1.7	2.5	1.9	2.1	2.7	12.7	---	---	14
AH	6732.9	B?	475857	7114889	4.2	2.5	2.5	2.3	3.6	22.6	---	---	0
AI	6742.4	B?	475851	7115239	2.3	1.8	4.0	1.3	2.5	11.3	---	---	14
AJ	6753.6	D	475837	7115664	1.5	1.7	1.6	0.6	2.2	4.1	2.8	67	0
AK	6759.5	D	475856	7115876	1.6	2.5	2.7	2.9	7.8	19.3	1.8	73	14
AL	6765.5	D	475864	7116079	4.0	4.7	7.4	0.1	5.2	3.3	4.0	45	14
AM	6777.6	B?	475881	7116577	5.1	2.5	8.7	2.6	10.6	15.9	14.8	42	0
AN	6782.9	S?	475902	7116844	0.3	1.8	2.6	2.4	13.6	5.8	---	---	14
AO	6810.0	B?	475872	7118072	2.6	6.0	1.7	6.9	8.1	45.0	---	---	14
AP	6834.6	D	475924	7119203	2.6	6.5	2.3	5.0	5.7	28.4	1.8	25	14
AQ	6860.2	D	475962	7120247	0.7	2.9	1.0	2.8	4.3	18.4	---	---	0
AR	6902.0	M	475882	7121473	1.7	1.2	0.0	0.8	0.0	2.8	---	---	609
AS	6912.5	M	475904	7121884	10.7	1.1	99.2	0.8	84.8	4.1	---	---	14
AT	6920.3	B?	475936	7122235	1.8	0.7	7.9	0.5	7.5	0.7	1.0	0	105
AU	6923.1	M	475947	7122352	4.0	1.0	6.0	1.0	3.8	6.2	---	---	14
AV	6928.1	D	475960	7122558	15.8	2.3	22.7	3.0	22.4	19.0	106.8	38	0
AW	6932.1	D	475976	7122717	14.8	8.3	9.9	4.7	24.8	11.5	17.7	15	14
AX	6937.1	B?	475985	7122901	8.0	5.2	11.9	7.4	24.1	16.6	---	---	42
AY	6939.0	B?	475985	7122971	8.0	3.7	10.6	5.9	17.4	16.9	19.5	36	0
AZ	6955.0	B?	475978	7123577	2.8	1.4	0.7	0.9	1.3	5.1	---	---	0
BA	6961.5	D	475977	7123806	5.3	3.2	1.9	1.3	3.5	8.2	---	---	14
BB	6985.0	S	475968	7124720	0.5	1.3	0.0	2.6	0.7	18.7	---	---	14
LINE 11300													
A	8194.0	S?	475911	7086788	1.3	5.3	0.2	7.8	4.1	58.5	---	---	0
B	8164.0	M	475956	7087931	3.7	3.0	3.7	3.7	9.5	14.7	---	---	0
C	8155.0	B?	475973	7088281	3.6	0.0	4.0	7.1	0.9	62.9	---	---	0
D	8147.1	B?	475992	7088580	0.8	11.0	2.3	15.2	60.0	110.0	---	---	11
E	8141.6	B?	476008	7088798	7.8	10.2	11.2	9.6	64.9	61.2	---	---	0
F	8134.3	B	476005	7089076	2.3	3.7	6.9	1.6	0.1	1.4	2.0	61	0
G	8122.5	D	475988	7089461	1.8	9.7	5.2	7.8	13.5	67.4	0.8	13	0
H	8111.2	B	476000	7089871	0.6	2.5	0.9	17.4	43.4	13.8	---	---	0
I	8108.0	B	476013	7090006	8.0	9.5	15.3	17.4	43.4	13.8	4.8	29	0
J	8105.1	B	476027	7090134	5.4	8.2	12.9	12.0	24.8	29.5	---	---	11

CX = COAXIAL
CP = COPLANAR

Note: EM values shown above are local amplitudes

*Estimated Depth may be unreliable because the stronger part of the conductor may be deeper or to one side of the flight line, or because of a shallow dip or magnetite/overburden effects

JOB 659

EM Anomaly List

Label	fid	Interp	XUTM m	YUTM m	CX 1104 HZ Real ppm	CX 1104 HZ Quad ppm	CP 877 HZ Real ppm	CP 877 HZ Quad ppm	CP 7180 HZ Real ppm	CP 7180 HZ Quad ppm	Vertical Dike COND siemens	Vertical Dike DEPTH* m	Mag. Corr NT
LINE 11300													
K	8099.4	D	476053	7090367	4.1	4.5	5.4	3.5	6.3	23.7	4.4	49	0
L	8091.0	M	476050	7090662	3.2	3.4	6.1	5.4	16.3	0.4	---	---	0
M	8087.9	B?	476044	7090755	3.2	4.1	6.1	5.4	16.5	10.9	3.2	54	0
N	8061.1	B?	476038	7091740	1.7	4.9	0.5	3.6	2.5	35.3	1.3	34	0
O	8014.4	S?	476031	7093477	1.9	2.5	1.5	4.9	7.2	29.1	---	---	11
P	8006.0	S?	476042	7093857	0.9	3.9	2.8	3.3	0.5	21.4	0.8	25	0
Q	7950.7	B?	476055	7096222	2.3	4.0	1.5	3.9	5.1	26.6	1.8	61	7
R	7946.4	B?	476055	7096408	1.9	2.7	0.4	2.3	2.6	15.3	---	---	0
S	7909.3	B?	476052	7097789	2.2	9.9	2.1	11.3	18.0	63.6	1.0	12	12
T	7902.9	D	476050	7098063	2.0	7.5	3.2	6.4	16.6	28.9	1.1	18	11
U	7899.5	B?	476056	7098203	0.9	4.0	0.3	4.9	9.0	16.7	---	---	0
V	7868.6	D	476097	7099489	0.3	1.7	0.8	1.3	1.8	7.7	---	---	0
W	7834.5	S?	476124	7100820	1.1	4.4	2.8	2.8	9.4	14.1	---	---	11
X	7760.0	S	476225	7103993	1.2	3.3	1.6	4.2	4.0	28.0	---	---	0
Y	7702.7	S	476201	7106316	1.9	3.6	2.1	4.0	6.3	28.1	---	---	0
Z	7663.0	B?	476224	7107847	1.0	5.4	3.1	6.6	4.6	49.8	---	---	11
AA	7595.0	S?	476254	7110017	0.3	1.6	0.2	1.8	0.8	10.5	---	---	0
AB	7550.0	S	476262	7111460	5.4	4.4	13.9	6.7	12.5	51.0	---	---	0
AC	7543.5	M	476271	7111704	2.6	1.1	11.5	2.1	7.8	13.2	---	---	66
AD	7513.5	B?	476272	7112454	2.7	1.7	7.0	1.8	5.1	7.5	---	---	0
AE	7507.0	M	476279	7112609	0.7	0.5	0.9	0.3	0.7	2.4	---	---	0
AF	7501.3	B?	476281	7112757	2.0	1.8	3.0	4.7	12.9	23.0	4.4	71	11
AG	7490.9	B?	476294	7113097	1.7	13.0	1.7	16.6	34.6	91.9	---	---	0
AH	7450.7	S?	476263	7114611	1.7	5.3	3.3	5.6	9.8	31.3	---	---	11
AI	7430.4	D	476304	7115337	3.6	3.7	3.2	4.4	8.1	29.3	4.5	52	0
AJ	7424.3	B?	476323	7115549	3.8	1.2	7.7	1.0	8.0	6.3	---	---	11
AK	7418.5	M	476343	7115756	0.4	0.2	8.1	0.3	7.6	1.8	---	---	189
AL	7413.0	D	476366	7115965	4.0	5.5	10.4	7.2	20.0	34.8	3.1	45	0
AM	7405.0	D	476376	7116283	4.4	6.4	7.6	5.7	18.9	25.1	---	---	0
AN	7404.0	D	476376	7116319	4.4	5.8	7.6	5.6	17.2	24.2	---	---	0
AO	7401.4	D	476375	7116420	3.2	7.7	7.4	6.6	14.8	37.8	1.9	29	0
AP	7393.8	B?	476372	7116702	1.5	1.5	3.2	0.5	3.8	1.8	---	---	0
AQ	7388.6	D	476371	7116899	2.8	2.8	5.5	1.8	4.2	24.2	---	---	0
AR	7360.0	S	476295	7117908	1.1	3.3	0.2	5.3	8.4	38.6	---	---	0
AS	7324.0	D	476340	7119066	5.7	10.8	4.5	7.8	14.4	47.9	2.2	42	21
AT	7308.8	B?	476318	7119603	3.3	1.7	3.4	1.1	1.7	7.6	---	---	0
AU	7290.9	B?	476310	7120233	2.0	4.0	4.1	3.1	3.1	19.6	---	---	0
AV	7283.9	B?	476319	7120554	0.8	0.0	4.6	0.2	7.6	12.7	---	---	11
AW	7278.9	D	476328	7120770	0.8	3.0	4.0	3.4	8.6	20.8	---	---	0
AX	7276.4	D	476332	7120872	0.0	3.2	2.2	1.7	3.9	10.8	0.4	0	0
AY	7265.0	M	476345	7121264	0.6	1.9	0.9	1.4	1.0	11.8	---	---	0
AZ	7245.0	M	476357	7121952	0.2	1.3	2.3	0.7	1.7	5.1	---	---	335
BA	7233.5	B?	476358	7122354	0.9	2.1	10.3	11.5	25.7	50.1	---	---	0
BB	7229.1	D	476366	7122546	11.3	17.5	9.2	12.9	22.4	58.4	3.6	30	0
BC	7224.7	D	476377	7122741	3.7	8.3	5.4	4.8	6.1	24.1	2.1	30	11
BD	7204.3	D	476453	7123547	2.7	7.2	3.2	3.2	7.4	22.5	1.7	26	0

CX = COAXIAL
CP = COPLANAR

Note: EM values shown above are local amplitudes

*Estimated Depth may be unreliable because the stronger part of the conductor may be deeper or to one side of the flight line, or because of a shallow dip or magnetite/overburden effects

JOB 659

EM Anomaly List

Label	Fid	Interp	XUTM m	YUTM m	CX 1104 HZ Real ppm	CX 1104 HZ Quad ppm	CP 877 HZ Real ppm	CP 877 HZ Quad ppm	CP 7180 HZ Real ppm	CP 7180 HZ Quad ppm	Vertical Dike COND siemens	Vertical Dike DEPTH* m	Mag. Corr NT
LINE 11300													
BE	7196.4	S?	476458	7123874	0.8	2.3	2.1	1.9	0.7	11.4	---	---	0
BF	7134.7	B?	476427	7125563	3.0	2.6	3.3	0.2	2.7	6.6	5.3	40	11
LINE 11310													
A	8327.4	B?	476403	7086797	0.2	2.7	3.0	2.1	6.1	13.2	---	---	11
B	8335.0	S	476397	7087140	1.0	2.7	0.2	4.4	1.8	33.2	---	---	0
C	8363.6	B	476380	7088249	5.8	10.5	7.9	15.8	38.0	30.4	2.3	41	0
D	8372.2	B	476382	7088612	14.9	21.4	19.1	30.4	72.2	53.8	4.5	17	11
E	8373.4	B	476382	7088661	14.9	21.4	25.0	33.2	75.1	63.9	4.5	19	11
F	8389.9	S?	476351	7089290	3.8	4.9	2.9	6.7	14.2	39.1	---	---	0
G	8406.3	B?	476300	7090039	2.9	2.2	0.7	2.0	1.4	20.2	---	---	0
H	8430.0	S	476337	7091031	2.3	2.9	0.8	4.9	4.7	24.8	---	---	0
I	8468.7	M	476453	7092450	3.1	7.7	7.4	10.0	7.2	70.2	---	---	11
J	8469.8	B?	476451	7092494	2.9	8.7	8.2	10.1	7.5	70.9	---	---	133
K	8483.4	S?	476456	7093080	4.9	9.2	1.0	13.3	25.0	73.8	2.0	50	0
L	8518.8	S	476451	7094486	2.9	0.9	0.5	2.6	0.6	19.1	---	---	0
M	8566.9	D	476482	7096245	0.3	4.3	0.7	3.7	1.9	25.0	---	---	0
N	8593.8	B?	476491	7097429	2.3	4.1	4.5	4.7	7.4	30.2	---	---	11
O	8597.6	B?	476496	7097612	3.3	5.5	5.8	7.1	15.6	42.3	---	---	11
P	8602.6	S?	476500	7097854	1.4	1.1	1.4	0.7	14.6	0.9	---	---	11
Q	8616.9	B?	476497	7098551	1.1	1.2	1.1	2.6	2.5	16.5	---	---	0
R	8623.0	B?	476501	7098847	2.1	1.2	1.2	0.1	2.1	2.5	---	---	0
S	8629.4	B?	476504	7099146	1.7	3.9	1.5	3.4	1.6	22.2	1.6	40	8
T	8634.2	B?	476504	7099368	1.3	6.8	0.6	7.4	12.2	44.2	---	---	11
U	8657.0	B?	476515	7100450	0.4	2.0	0.8	1.8	1.3	7.2	---	---	55
V	8663.7	E	476521	7100778	2.7	2.8	2.1	2.2	6.3	9.6	---	---	101
W	8675.0	H	476536	7101289	1.7	1.2	0.7	1.5	2.9	8.3	---	---	0
X	8767.0	B?	476567	7104568	2.4	0.8	0.7	1.5	3.6	12.4	---	---	6
Y	8841.5	M	476656	7107940	0.2	0.2	0.6	0.3	0.3	1.0	---	---	57
Z	8850.0	M	476659	7108323	11.8	0.3	19.4	0.5	4.6	3.6	---	---	18
AA	8875.6	S	476595	7109442	3.7	1.3	1.8	2.1	0.5	17.6	---	---	0
AB	8950.2	S?	476637	7112162	0.2	8.4	2.4	10.8	9.5	77.0	---	---	0
AC	8968.5	M	476680	7113063	0.2	0.4	0.4	0.9	7.0	4.6	---	---	85
AD	8971.8	B?	476689	7113224	12.5	1.4	22.4	1.1	20.3	10.7	140.9	43	11
AE	8975.7	S?	476696	7113402	8.7	4.3	21.8	6.2	27.2	39.3	---	---	11
AF	9022.3	S?	476696	7115233	1.9	3.9	3.0	2.2	5.0	13.2	1.8	30	11
AG	9037.3	B?	476705	7115864	0.9	2.0	3.2	1.1	2.9	5.3	---	---	0
AH	9041.5	M	476696	7116040	0.1	3.3	3.2	5.1	5.7	27.4	---	---	0
AI	9043.8	D	476693	7116138	3.9	11.8	4.8	8.6	13.9	46.2	1.7	14	11
AJ	9048.9	D	476690	7116342	4.7	3.1	6.5	9.2	20.6	38.7	9.4	40	0
AK	9054.1	B	476691	7116529	2.7	2.1	2.5	1.2	3.2	11.1	6.4	55	0
AL	9076.5	M	476697	7117393	2.0	1.0	2.1	2.4	1.1	18.8	---	---	34
AM	9101.0	B?	476748	7118545	1.6	3.5	1.3	2.5	3.1	20.7	---	---	0
AN	9112.7	B	476706	7119023	3.8	7.9	2.2	5.1	11.1	33.3	2.3	17	11
AO	9165.0	B?	476749	7121136	2.7	3.4	3.8	3.8	3.3	26.8	---	---	0
AP	9166.5	M	476751	7121194	0.6	3.4	2.8	3.1	2.6	21.8	---	---	297

CX = COAXIAL
CP = COPLANAR

Note: EM values shown above are local amplitudes

*Estimated Depth may be unreliable because the stronger part of the conductor may be deeper or to one side of the flight line, or because of a shallow dip or magnetite/overburden effects

EM Anomaly List

Label	Fid	Interp	XUTM m	YUTM m	CX 1104 HZ Real ppm	CX 1104 HZ Quad ppm	CP 877 HZ Real ppm	CP 877 HZ Quad ppm	CP 7180 HZ Real ppm	CP 7180 HZ Quad ppm	Vertical Dike COND siemens	Vertical Dike DEPTH* m	Mag. Corr NT
LINE 11310													
AQ	9180.0	M	476780	7121810	0.5	0.3	1.3	0.4	1.4	3.4	---	---	330
AR	9183.5	M	476772	7121981	3.6	1.8	13.6	1.0	12.5	6.6	---	---	407
AS	9191.9	D	476768	7122365	21.9	11.8	22.1	9.6	33.4	23.0	21.2	13	0
AT	9194.0	D	476766	7122441	8.8	8.4	15.5	15.5	39.3	29.5	6.9	27	0
AU	9198.0	D	476761	7122574	3.5	2.5	6.5	8.9	18.7	16.4	7.8	51	0
AV	9213.8	S?	476795	7123119	3.4	1.4	1.2	2.0	2.3	12.8	---	---	11
AW	9217.3	S?	476806	7123271	0.5	2.2	2.4	2.8	2.5	21.6	---	---	11
AX	9227.0	B?	476794	7123698	1.6	1.3	1.9	0.4	1.8	5.4	---	---	31
AY	9259.0	M	476828	7125192	0.1	0.9	12.4	1.1	9.9	5.3	---	---	129
AZ	9260.0	M	476824	7125417	0.5	0.1	1.1	0.4	1.8	0.3	---	---	78
BA	9265.5	B?	476820	7125485	3.8	1.5	8.6	1.2	9.1	7.8	---	---	0
LINE 11320													
A	1719.8	B?	476788	7085753	0.0	15.5	5.7	22.7	47.4	126.9	0.4	5	0
B	1712.7	B?	476822	7085978	3.9	8.7	4.0	6.1	29.6	37.2	2.2	22	2
C	1702.2	B?	476805	7086308	2.0	5.3	3.3	6.5	14.5	34.0	---	---	0
D	1688.2	B?	476791	7086813	1.1	8.7	2.7	12.9	38.6	59.8	0.5	2	0
E	1684.9	B?	476784	7086921	2.6	11.3	4.7	19.3	51.3	96.5	---	---	0
F	1681.5	B?	476780	7087040	3.8	12.3	5.6	16.8	41.5	77.1	1.6	4	0
G	1667.5	B?	476766	7087637	4.6	3.2	5.3	10.9	23.9	27.3	---	---	9
H	1664.4	B?	476763	7087776	4.5	3.2	1.2	10.2	23.2	27.3	8.6	52	0
I	1660.0	B?	476765	7087975	6.1	9.3	12.7	18.3	43.5	31.4	3.0	44	0
J	1656.2	B?	476772	7088145	1.9	7.4	3.2	7.8	18.0	33.3	1.1	20	11
K	1648.1	B?	476783	7088519	6.2	8.5	10.6	12.0	21.5	43.9	---	---	1
L	1636.1	B?	476776	7089033	1.7	4.3	1.1	4.0	4.4	34.4	1.5	32	0
M	1598.5	B?	476800	7090341	14.5	2.0	35.3	4.0	27.5	27.2	---	---	0
N	1594.9	B?	476802	7090433	9.5	3.9	28.0	5.6	20.6	33.0	23.9	42	127
O	1579.6	S	476807	7090848	4.8	2.7	2.0	2.1	7.3	15.0	---	---	11
P	1567.5	S	476810	7091365	5.6	3.5	14.2	3.7	13.4	36.0	---	---	0
Q	1563.8	B?	476823	7091541	4.5	3.1	13.4	2.1	9.4	15.5	9.0	53	11
R	1561.0	M	476829	7091660	3.0	0.6	10.7	0.6	7.1	4.2	---	---	0
S	1552.0	M	476814	7091981	3.8	0.8	9.5	4.6	6.4	17.0	---	---	0
T	1548.0	B?	476805	7092098	0.5	3.9	31.0	5.2	27.3	35.2	---	---	11
U	1531.1	S?	476816	7092685	0.9	6.3	3.6	7.6	7.5	53.0	---	---	11
V	1434.4	S?	476835	7096321	1.0	4.8	0.6	4.8	1.2	35.2	---	---	11
W	1404.4	D	476853	7097490	0.4	3.7	0.6	4.1	6.0	17.4	---	---	11
X	1344.6	B?	476941	7100017	1.5	1.4	1.3	1.7	4.5	7.8	---	---	0
Y	1337.3	B?	476913	7100346	3.2	0.6	0.4	0.3	0.8	0.6	---	---	0
Z	1326.0	M	476885	7100789	0.5	5.0	1.0	4.2	0.4	20.2	---	---	0
AA	1324.3	D	476887	7100859	0.9	5.0	0.9	4.1	16.2	18.9	---	---	11
AB	1318.9	B?	476903	7101096	3.2	6.7	2.7	10.8	26.9	56.1	2.2	32	5
AC	1260.0	S	476946	7103752	1.3	2.1	2.6	3.3	4.2	20.5	---	---	11
AD	1225.0	S?	476988	7105263	0.5	2.4	0.5	4.0	0.4	25.2	---	---	0
AE	1196.8	D	476942	7106485	1.5	4.0	2.4	3.9	3.3	23.2	1.4	38	0
AF	1125.0	S	477001	7108968	0.0	2.0	1.3	3.7	0.0	23.2	---	---	8
AG	1071.9	B?	477023	7110971	0.1	1.5	1.2	4.2	10.6	9.3	---	---	0

CX = COAXIAL
CP = COPLANAR

Note: EM values shown above are local amplitudes

*Estimated Depth may be unreliable because the stronger part of the conductor may be deeper or to one side of the flight line, or because of a shallow dip or magnetite/overburden effects

JOB 659

EM Anomaly List

Label	Fid	Interp	XUTM m	YUTM m	CX 1104 HZ Real ppm	CX 1104 HZ Quad ppm	CP 877 HZ Real ppm	CP 877 HZ Quad ppm	CP 7180 HZ Real ppm	CP 7180 HZ Quad ppm	Vertical Dike COND siemens	Vertical Dike DEPTH* m	Mag. Corr NT
LINE 11320													
AH	1013.6	B?	477070	7113014	1.1	1.9	0.2	1.0	0.0	0.1	---	---	0
AI	967.5	B?	477101	7114656	1.4	1.4	2.3	2.8	1.9	13.6	---	---	11
AJ	965.0	B?	477110	7114764	3.5	2.6	0.9	2.3	0.9	13.7	---	---	0
AK	960.8	B?	477126	7114935	2.2	2.1	1.6	0.8	0.0	3.3	4.6	65	11
AL	955.6	B?	477135	7115141	2.3	4.1	2.1	4.2	5.3	25.9	1.7	60	0
AM	941.7	B?	477118	7115673	0.0	2.6	0.4	2.4	1.2	11.3	---	---	11
AN	934.4	B?	477103	7115964	0.9	1.5	2.4	0.1	4.4	4.4	---	---	106
AO	930.5	B?	477102	7116121	1.4	1.9	3.3	3.4	9.4	14.5	2.2	75	0
AP	922.4	B?	477102	7116447	0.0	3.9	0.3	5.0	8.6	30.8	---	---	0
AQ	890.6	B?	477086	7117501	0.1	1.4	1.6	2.0	1.6	10.3	---	---	0
AR	870.0	D	477101	7118232	2.1	2.8	0.4	1.8	1.9	6.0	---	---	11
AS	854.0	D	477144	7118874	3.9	4.5	0.3	3.6	12.4	15.7	---	---	0
AT	834.9	B?	477138	7119649	0.9	1.4	1.6	0.5	0.5	1.9	---	---	0
AU	799.6	D	477159	7120919	18.4	1.7	37.1	1.1	30.4	8.5	---	---	0
AV	791.5	B?	477167	7121120	14.1	3.9	34.5	7.0	30.0	46.8	---	---	0
AW	780.0	M	477174	7121488	10.8	0.0	29.1	0.3	24.6	0.5	---	---	0
AX	777.1	B?	477165	7121597	10.4	0.1	29.1	0.0	24.6	4.9	999.0	57	11
AY	775.0	M	477159	7121682	11.3	0.1	17.7	0.9	7.9	6.7	---	---	391
AZ	762.1	B	477147	7122211	6.7	5.0	3.5	5.1	12.0	12.0	9.0	41	14
BA	757.6	B	477152	7122400	4.3	2.9	3.5	2.1	4.4	1.7	---	---	0
BB	744.6	B?	477192	7123004	3.4	3.0	4.4	1.3	4.8	10.2	5.4	45	11
BC	684.0	M	477177	7125046	1.3	0.9	4.2	1.0	9.4	7.0	---	---	0
BD	668.7	D	477229	7125604	1.8	1.9	1.9	0.3	3.9	2.0	---	---	11
LINE 11330													
A	1814.8	B	477229	7085534	10.3	15.6	20.2	26.4	62.5	52.4	3.6	16	14
B	1818.0	B	477213	7085648	10.9	14.3	23.3	28.3	64.8	50.8	4.6	20	0
C	1824.8	B	477186	7085848	7.3	7.5	9.1	7.2	14.3	11.8	5.9	26	0
D	1850.0	M	477107	7086805	2.9	6.9	5.1	11.1	19.0	53.4	---	---	12
E	1853.7	B	477109	7086985	9.5	9.1	12.7	15.9	31.8	72.2	6.9	33	157
F	1860.0	B	477133	7087292	1.7	3.9	10.9	7.3	19.7	5.8	---	---	0
G	1913.8	B?	477200	7089547	1.2	3.2	0.2	1.7	3.0	7.8	1.4	30	0
H	1927.5	B?	477191	7089999	1.7	0.5	0.7	0.7	2.2	4.7	---	---	12
I	1939.9	B?	477248	7090509	2.3	3.5	1.9	3.1	0.1	20.7	2.2	72	12
J	1945.0	B?	477247	7090764	1.1	0.8	2.0	4.4	2.6	29.3	---	---	0
K	1961.8	B?	477243	7091423	3.1	1.9	3.8	1.2	1.1	13.6	---	---	0
L	1970.5	M	477255	7091719	9.3	0.3	25.0	0.7	18.0	0.7	---	---	0
M	1975.0	M	477255	7091878	10.0	0.7	12.7	1.0	2.5	0.8	---	---	473
N	1983.6	D	477241	7092248	15.1	5.8	34.4	6.7	26.5	35.0	30.5	32	12
O	1990.7	S	477206	7092600	5.5	4.2	17.1	5.7	17.2	35.5	---	---	16
P	2083.2	B?	477297	7096149	3.1	0.3	0.0	0.3	0.2	5.6	---	---	0
Q	2111.6	B?	477274	7097403	1.7	1.1	1.0	1.1	2.3	0.1	---	---	0
R	2119.6	D	477288	7097743	0.5	3.1	0.7	1.7	4.9	5.6	---	---	0
S	2130.8	S?	477325	7098199	1.1	2.0	4.6	1.9	0.3	12.5	---	---	0
T	2174.2	B?	477312	7100055	0.9	4.1	0.8	5.6	4.3	39.5	0.8	21	5
U	2180.0	B?	477309	7100257	2.3	2.5	1.9	4.8	10.4	24.6	---	---	12

CX = COAXIAL
CP = COPLANAR

Note: EM values shown above are local amplitudes

*Estimated Depth may be unreliable because the stronger part of the conductor may be deeper or to one side of the flight line, or because of a shallow dip or magnetite/overburden effects

EM Anomaly List

Label	Fid	Interp	XUTM m	YUTM m	CX 1104 HZ Real ppm	CX 1104 HZ Quad ppm	CP 877 HZ Real ppm	CP 877 HZ Quad ppm	CP 7180 HZ Real ppm	CP 7180 HZ Quad ppm	Vertical Dike COND siemens	Vertical Dike DEPTH* m	Mag. Corr NT
LINE 11330													
V	2184.0	B?	477309	7100399	2.5	3.7	5.5	4.9	12.1	26.3	2.4	68	12
W	2189.0	B?	477316	7100594	1.8	3.5	3.2	2.8	4.6	21.4	1.8	52	12
X	2194.1	B?	477327	7100812	0.4	1.3	0.6	3.1	0.3	26.7	---	---	144
Y	2203.8	B	477358	7101259	3.7	5.9	6.0	6.9	19.7	23.2	2.4	44	0
Z	2391.0	M	477436	7108444	0.1	1.7	0.4	2.5	2.4	15.3	---	---	10
AA	2493.2	D	477414	7112567	1.4	1.9	0.5	0.2	2.4	5.8	2.1	85	0
AB	2535.0	S	477547	7114245	1.9	2.6	1.2	3.2	1.7	24.7	---	---	0
AC	2562.0	B?	477478	7115127	0.7	1.5	1.0	1.3	4.4	6.0	---	---	12
AD	2584.3	B?	477509	7115940	1.3	1.9	1.2	0.3	1.5	0.1	---	---	0
AE	2598.2	B?	477560	7116399	1.6	4.8	2.8	5.1	6.0	36.1	1.3	33	12
AF	2612.0	S	477549	7116926	0.0	1.8	1.4	2.8	0.7	19.5	---	---	12
AG	2630.8	S?	477502	7117746	1.4	4.1	0.9	3.7	2.6	27.1	---	---	12
AH	2639.0	S?	477495	7118193	2.5	1.0	0.8	0.3	1.0	18.7	---	---	0
AI	2649.7	B?	477511	7118740	8.9	8.9	3.5	9.6	12.5	47.4	6.5	35	0
AJ	2651.6	D	477513	7118829	8.5	15.9	1.8	16.7	32.9	82.5	2.5	32	12
AK	2659.3	B?	477517	7119131	6.9	1.2	4.4	0.2	3.5	2.9	60.2	55	0
AL	2671.8	D	477528	7119603	4.8	4.1	7.3	3.9	4.8	23.4	---	---	0
AM	2695.0	M	477534	7120676	1.8	2.1	1.7	1.7	1.8	16.0	---	---	143
AN	2697.0	B?	477533	7120765	3.2	0.8	6.8	1.0	4.9	6.4	---	---	12
AO	2698.5	M	477533	7120835	3.2	0.8	6.8	1.5	4.9	11.2	---	---	32
AP	2711.6	B?	477538	7121488	1.1	1.3	5.5	0.8	6.7	2.0	---	---	0
AQ	2721.9	D	477547	7121890	6.3	5.8	2.2	1.7	8.0	3.2	6.4	27	12
AR	2725.5	D	477560	7122022	6.2	5.8	2.3	2.8	11.6	5.0	6.2	25	0
AS	2728.6	D	477574	7122143	1.7	4.1	1.4	4.1	9.3	11.9	1.6	19	0
AT	2746.5	D	477605	7122951	3.4	6.0	0.9	3.2	4.7	19.5	2.0	49	12
AU	2783.0	M	477575	7124642	2.2	0.1	1.7	0.8	4.2	3.3	---	---	78
AV	2789.0	M	477584	7124919	1.1	0.3	2.2	0.4	2.2	1.4	---	---	51
AW	2795.0	M	477594	7125197	0.8	0.4	1.2	0.0	0.9	0.7	---	---	145
AX	2802.1	D	477598	7125523	7.3	1.9	13.1	1.2	10.2	8.0	---	---	12
AY	2806.0	M	477602	7125711	0.5	0.0	1.5	1.9	2.3	9.3	---	---	6
LINE 11340													
A	3914.2	D	477525	7085513	1.7	11.9	6.1	18.8	31.7	103.1	0.7	4	0
B	3911.1	B	477533	7085656	2.2	11.0	4.5	14.0	34.8	77.6	---	---	0
C	3908.6	B	477543	7085772	1.7	5.5	6.8	11.2	31.6	28.2	1.3	24	0
D	3902.4	B?	477561	7086045	4.3	5.8	4.8	4.3	11.4	22.6	3.2	47	0
E	3885.5	M	477549	7086596	0.1	1.3	4.0	2.1	2.7	6.9	---	---	157
F	3883.0	B?	477538	7086673	5.1	1.3	6.8	0.9	6.4	6.9	---	---	0
G	3867.9	B	477500	7087223	1.3	0.8	4.4	3.2	10.0	3.0	---	---	0
H	3864.4	B?	477509	7087384	4.0	2.2	1.1	3.6	3.0	12.8	---	---	2
I	3835.0	D	477634	7088505	0.2	0.9	0.8	0.6	1.5	2.0	---	---	0
J	3822.7	B?	477592	7088973	0.7	3.3	0.9	4.2	6.1	23.4	---	---	11
K	3810.1	S?	477601	7089561	0.7	5.2	1.5	7.3	7.8	50.2	---	---	11
L	3799.8	D	477596	7089975	1.5	3.2	2.1	1.3	5.4	7.0	1.7	47	0
M	3792.0	B?	477590	7090231	1.0	3.6	0.8	6.0	5.4	39.4	---	---	0
N	3764.7	B?	477661	7091313	2.5	5.8	0.9	6.1	0.7	42.5	1.9	36	11

CX = COAXIAL
CP = COPLANAR

Note: EM values shown above are local amplitudes

*Estimated Depth may be unreliable because the stronger part of the conductor may be deeper or to one side of the flight line, or because of a shallow dip or magnetite/overburden effects

EM Anomaly List

Label	Fid	Interp	XUTM m	YUTM m	CX 1104 HZ Real ppm	CX 1104 HZ Quad ppm	CP 877 HZ Real ppm	CP 877 HZ Quad ppm	CP 7180 HZ Real ppm	CP 7180 HZ Quad ppm	Vertical Dike COND siemens	Vertical Dike DEPTH* m	Mag. Corr NT
LINE 11340													
O	3744.0	M	477602	7092053	0.8	1.7	2.4	3.7	1.6	13.8	---	---	300
P	3717.0	S	477621	7093164	1.6	3.6	3.4	5.3	3.9	37.9	---	---	0
Q	3638.2	S?	477647	7096112	3.1	1.1	3.4	0.8	2.0	4.6	---	---	0
R	3627.1	S?	477655	7096503	1.8	2.0	0.7	1.9	1.5	15.0	---	---	0
S	3565.0	B?	477732	7098970	2.9	0.8	1.1	0.1	0.4	1.5	---	---	0
T	3558.5	B?	477744	7099267	0.4	0.7	1.1	1.4	2.2	15.7	---	---	0
U	3550.2	B?	477759	7099644	0.5	3.7	2.9	4.1	7.4	23.1	---	---	11
V	3544.8	B?	477765	7099904	0.1	2.5	1.7	1.8	1.2	7.0	---	---	41
W	3538.9	B?	477777	7100180	0.9	1.1	1.5	0.4	19.2	2.8	2.3	98	0
X	3532.6	D	477764	7100444	2.7	8.7	2.2	6.8	13.4	43.2	1.5	21	11
Y	3520.0	D	477704	7100912	2.7	1.1	6.8	0.0	3.5	2.0	---	---	6
Z	3516.0	M	477691	7101069	1.5	2.1	3.5	2.6	15.5	9.6	---	---	0
AA	3514.7	B?	477687	7101121	1.5	2.1	3.3	2.3	16.3	6.7	2.2	81	11
AB	3505.4	H	477662	7101565	2.4	4.3	3.0	6.9	19.1	23.0	1.7	47	0
AC	3430.0	M	477773	7105088	0.4	0.4	0.3	1.1	4.5	2.0	---	---	28
AD	3314.4	S?	477837	7110004	1.2	2.6	1.8	2.4	2.0	17.3	---	---	11
AE	3195.4	B?	477929	7114988	0.8	3.0	1.5	1.9	4.6	9.3	0.9	23	0
AF	3189.8	S?	477922	7115268	2.1	2.1	1.3	1.2	3.9	3.4	---	---	0
AG	3176.4	S?	477897	7115890	1.9	5.3	2.3	4.0	4.8	31.8	1.4	30	3
AH	3138.5	M	477918	7117347	1.0	0.4	0.3	0.5	0.2	3.0	---	---	19
AI	3131.5	D	477940	7117557	0.8	1.7	1.6	3.1	3.5	25.0	---	---	11
AJ	3125.0	D	477953	7117779	2.7	6.4	1.7	5.8	6.5	38.6	1.9	33	0
AK	3120.0	D	477958	7117968	0.8	1.6	0.6	1.9	0.9	7.7	---	---	11
AL	3106.5	B	477965	7118515	1.2	14.4	7.8	20.6	49.0	83.8	---	---	0
AM	3101.2	D	477971	7118782	6.3	14.9	7.1	12.8	31.4	56.7	2.5	17	0
AN	3076.3	S?	477944	7119926	0.1	5.7	1.0	6.9	5.3	48.3	0.4	5	0
AO	3058.5	M	478019	7120694	0.1	1.7	2.3	2.9	1.8	12.1	---	---	11
AP	3057.8	B?	478021	7120725	0.1	1.5	2.3	1.6	1.8	8.5	---	---	11
AQ	3053.6	B?	478033	7120897	2.1	1.0	1.4	1.6	0.8	5.7	---	---	0
AR	3035.5	D	478035	7121768	4.9	4.1	3.5	7.4	16.3	39.9	6.7	28	11
AS	3031.8	D	478028	7121937	4.7	11.7	2.2	7.8	11.0	39.9	2.2	16	11
AT	3009.0	D	477993	7122756	5.3	8.1	2.3	5.6	16.4	28.5	2.8	37	0
AU	2973.4	S?	478004	7123898	0.6	0.6	0.9	0.6	0.6	5.5	---	---	0
AV	2958.2	S?	478054	7124528	0.8	1.4	1.3	0.6	1.1	5.5	---	---	11
AW	2939.7	B?	478015	7125330	2.2	1.6	0.5	1.3	2.5	4.6	---	---	0
AX	2929.0	M	478023	7125777	2.5	0.8	1.7	0.9	1.7	3.5	---	---	326
LINE 11350													
A	3983.6	B	477998	7085162	1.7	2.8	2.0	4.7	11.5	6.3	---	---	3
B	4005.5	B?	477945	7086016	0.5	2.9	1.5	2.3	4.5	14.3	---	---	0
C	4066.3	B?	477989	7088680	3.2	3.6	0.3	3.8	6.3	23.9	3.7	43	0
D	4093.8	B?	477987	7089942	3.3	2.0	3.7	1.7	5.4	12.4	9.3	52	10
E	4102.8	B?	477997	7090377	1.3	2.2	1.9	2.7	4.6	21.8	---	---	10
F	4146.0	M	477985	7092262	0.0	2.0	2.0	3.4	3.7	18.0	---	---	0
G	4250.0	S	478074	7096661	0.6	4.5	1.7	5.1	5.6	35.3	---	---	0
H	4262.5	S?	478066	7097273	1.9	2.2	0.4	1.9	0.7	16.7	---	---	10

CX = COAXIAL
CP = COPLANAR

Note: EM values shown above are local amplitudes

*Estimated Depth may be unreliable because the stronger part of the conductor may be deeper or to one side of the flight line, or because of a shallow dip or magnetite/overburden effects

JOB 659

EM Anomaly List

Label	Fid	Interp	XUTM m	YUTM m	CX 1104 HZ Real ppm	CX 1104 HZ Quad ppm	CP 877 HZ Real ppm	CP 877 HZ Quad ppm	CP 7180 HZ Real ppm	CP 7180 HZ Quad ppm	Vertical Dike COND siemens	Vertical Dike DEPTH* m	Mag. Corr NT
LINE 11350													
I	4298.9	S?	478113	7098967	0.8	2.2	0.5	2.2	2.4	15.9	---	---	0
J	4324.1	D?	478117	7100165	1.2	1.9	3.4	3.2	6.6	14.4	---	---	10
K	4330.5	B?	478114	7100496	2.7	1.3	1.9	3.6	7.2	16.8	---	---	0
L	4347.0	B?	478128	7101351	1.5	3.8	4.0	5.0	10.8	29.5	---	---	0
M	4479.4	S?	478150	7106652	0.1	1.5	1.4	1.7	4.0	8.8	---	---	10
N	4530.0	M	478171	7108704	3.3	0.7	0.2	1.7	0.4	7.2	---	---	0
O	4535.0	B?	478191	7108903	5.8	1.1	8.1	0.4	7.8	1.6	---	---	0
P	4585.0	S	478231	7110753	4.6	1.2	5.3	2.8	5.2	16.3	---	---	10
Q	4608.0	B?	478234	7111745	0.4	3.1	0.2	3.1	1.6	19.7	---	---	10
R	4617.1	B?	478222	7112183	3.1	1.5	4.7	1.0	5.9	2.6	---	---	10
S	4632.3	B?	478224	7112913	1.2	2.0	0.6	2.2	3.1	11.6	---	---	0
T	4656.8	B?	478298	7113926	2.0	1.8	0.3	2.1	1.0	24.9	---	---	10
U	4662.0	B	478306	7114162	2.0	6.0	2.1	4.9	10.0	27.9	1.4	23	10
V	4675.5	B?	478277	7114658	0.8	1.0	0.3	0.5	0.2	0.1	---	---	10
W	4685.3	B?	478235	7114940	0.1	2.8	0.3	1.3	2.0	7.3	---	---	10
X	4707.5	B?	478270	7115716	0.5	1.7	1.3	1.9	3.8	10.5	---	---	10
Y	4710.0	M	478275	7115823	0.3	1.7	1.3	1.2	3.7	10.5	---	---	520
Z	4750.4	D	478301	7117425	0.9	9.7	0.8	10.5	8.4	69.7	0.4	5	0
AA	4755.6	D	478295	7117664	4.6	9.0	5.3	12.1	21.6	73.8	1.9	50	10
AB	4760.8	D	478296	7117924	0.3	0.7	0.8	7.3	17.4	38.8	---	---	10
AC	4769.0	B	478306	7118355	3.2	7.8	4.8	4.8	13.3	26.8	1.9	20	0
AD	4773.5	B	478306	7118587	1.6	8.8	3.7	10.5	28.5	33.9	0.8	0	0
AE	4776.6	B	478303	7118740	3.3	4.7	3.9	10.9	29.0	28.7	2.8	47	10
AF	4787.5	D	478309	7119250	2.0	7.2	1.2	6.8	6.9	49.1	---	---	10
AG	4805.2	B?	478347	7119984	1.0	4.1	3.6	6.2	5.0	30.8	---	---	120
AH	4830.0	M	478318	7121119	0.3	1.5	2.1	2.1	1.4	11.4	---	---	223
AI	4841.0	M	478291	7121581	0.7	0.2	0.6	0.3	0.0	2.5	---	---	268
AJ	4846.4	D	478283	7121774	6.5	5.9	9.2	2.2	13.2	15.9	6.6	34	0
AK	4851.7	D	478285	7121955	4.2	9.4	6.8	8.9	20.4	49.9	2.2	28	10
AL	4870.0	M	478374	7122553	1.1	2.9	5.6	5.5	4.9	29.1	---	---	54
AM	4872.8	D	478384	7122649	9.2	6.6	14.6	5.5	10.9	29.1	10.6	34	0
AN	4923.1	S?	478359	7124529	0.9	1.5	1.3	0.6	0.8	4.8	---	---	23
AO	4934.8	S?	478378	7124973	1.0	4.1	2.4	5.3	5.0	35.8	---	---	0
AP	4945.4	D	478401	7125359	1.3	13.1	5.5	10.8	10.3	78.3	---	---	10
AQ	4954.0	B?	478401	7125668	7.9	2.2	15.4	3.0	9.0	20.4	---	---	10
LINE 11360													
A	6386.0	M	478386	7085926	0.5	3.5	3.0	3.8	3.6	27.0	---	---	736
B	6384.0	B?	478393	7086000	6.1	3.5	10.2	3.8	7.5	27.0	12.9	46	0
C	6373.2	D	478419	7086312	2.7	4.3	1.4	6.3	1.6	44.4	---	---	0
D	6367.3	D	478428	7086452	0.3	3.3	0.1	2.6	0.2	17.8	---	---	0
E	6353.8	S?	478389	7086816	1.7	2.9	0.5	2.0	1.9	16.3	---	---	11
F	6332.0	M	478341	7087579	2.5	1.4	3.4	1.4	2.0	8.2	---	---	27
G	6329.5	S?	478336	7087678	4.1	1.1	2.9	1.6	1.1	10.4	---	---	7
H	6321.9	D?	478337	7087972	1.3	4.7	0.8	4.7	3.8	29.2	1.0	30	11
I	6314.9	B?	478365	7088238	4.7	0.3	3.4	3.9	9.6	20.0	---	---	0

CX = COAXIAL
CP = COPLANAR

Note: EM values shown above are local amplitudes

*Estimated Depth may be unreliable because the stronger part of the conductor may be deeper or to one side of the flight line, or because of a shallow dip or magnetite/overburden effects

EM Anomaly List

Label	Fid	Interp	XUTM m	YUTM m	CX 1104 HZ Real ppm	CX 1104 HZ Quad ppm	CP 877 HZ Real ppm	CP 877 HZ Quad ppm	CP 7180 HZ Real ppm	CP 7180 HZ Quad ppm	Vertical Dike COND siemens	Vertical Dike DEPTH* m	Mag. Corr NT
LINE 11360													
J	6308.8	D	478397	7088470	0.6	11.0	1.8	10.0	12.6	64.4	---	---	11
K	6296.5	B?	478459	7088983	2.4	1.2	2.7	5.3	6.9	35.1	11.2	72	0
L	6291.3	B?	478462	7089205	1.5	4.3	3.8	5.6	5.7	37.0	---	---	11
M	6273.6	B?	478383	7089812	0.5	5.2	1.3	5.8	2.7	42.8	0.4	10	0
N	6269.5	B?	478362	7089934	0.9	2.6	0.7	2.1	2.9	15.4	---	---	0
O	6249.8	S?	478398	7090657	0.6	2.0	1.0	2.1	0.5	14.1	---	---	0
P	6232.8	S	478429	7091354	0.4	3.2	1.8	3.5	2.8	28.3	---	---	4
Q	6220.0	S?	478414	7091827	1.4	1.3	1.2	0.9	1.5	16.1	---	---	34
R	6212.0	B?	478393	7092136	0.2	3.4	1.4	3.5	2.3	21.3	---	---	0
S	6208.4	B?	478383	7092274	2.7	1.6	0.3	0.7	0.4	4.6	---	---	0
T	6186.0	S?	478416	7093003	3.1	2.9	5.8	4.9	5.1	35.4	---	---	14
U	6166.0	S?	478449	7093590	3.9	0.2	7.0	1.2	4.6	3.6	---	---	11
V	6155.0	S?	478459	7093875	1.5	2.5	4.3	3.9	3.7	22.1	---	---	39
W	6125.5	M	478447	7094639	0.0	0.8	2.8	0.9	3.5	1.9	---	---	12
X	6089.6	B?	478407	7096035	2.1	1.5	4.8	0.5	3.8	7.4	---	---	11
Y	6072.4	S?	478426	7096605	1.8	4.3	2.0	6.1	12.6	36.5	1.6	37	0
Z	6004.0	S	478450	7099187	1.3	5.1	1.3	8.3	6.0	56.2	---	---	0
AA	5982.0	H	478498	7099989	0.6	2.0	2.1	3.5	7.3	5.3	---	---	11
AB	5950.4	B?	478506	7101091	1.6	3.7	1.2	5.7	13.5	31.7	1.6	41	11
AC	5933.9	D	478514	7101613	2.4	4.7	3.3	4.9	11.3	34.2	---	---	0
AD	5928.6	B?	478521	7101796	1.9	10.0	3.2	14.1	15.6	89.0	0.9	16	0
AE	5927.3	R?	478523	7101851	1.1	10.0	1.9	14.3	15.2	89.0	---	---	27
AF	5895.0	M	478523	7103177	0.7	0.6	2.0	1.6	1.8	10.4	---	---	15
AG	5837.5	S	478552	7105323	1.0	1.5	1.2	2.6	0.5	16.8	---	---	3
AH	5826.5	B?	478607	7105744	1.2	3.6	3.7	3.5	3.4	25.1	1.1	38	0
AI	5789.3	S?	478563	7107094	3.3	2.0	1.9	2.2	0.6	15.8	---	---	0
AJ	5736.7	S?	478633	7109176	5.4	6.6	8.9	6.8	9.9	51.8	4.1	51	0
AK	5705.0	S	478632	7110344	1.3	1.7	5.2	2.7	6.8	18.2	---	---	11
AL	5662.9	S?	478627	7111878	12.8	5.1	24.1	4.3	21.0	35.2	---	---	0
AM	5655.0	M	478632	7112132	1.8	2.1	5.6	3.4	5.7	15.5	---	---	0
AN	5638.0	B?	478622	7112773	1.8	0.7	2.1	1.5	1.6	12.0	---	---	11
AO	5634.0	B?	478629	7112927	0.8	1.3	1.3	3.1	1.4	17.8	---	---	45
AP	5629.4	B?	478636	7113103	3.1	1.5	4.9	0.9	2.7	5.3	---	---	0
AQ	5616.6	B?	478633	7113520	2.8	5.7	5.0	6.0	5.6	43.9	2.1	45	0
AR	5612.3	B?	478635	7113663	0.7	3.2	0.9	1.0	3.1	7.6	0.7	21	11
AS	5590.6	S?	478633	7114279	2.1	8.1	0.3	10.7	9.1	65.0	---	---	11
AT	5553.2	D	478683	7115551	0.8	4.5	1.9	5.2	2.4	34.5	0.6	12	31
AU	5550.1	D	478677	7115668	2.6	4.9	0.4	4.8	4.3	31.4	1.7	63	11
AV	5516.3	S?	478668	7116788	0.0	3.5	1.6	3.8	1.7	28.8	---	---	0
AW	5491.4	B?	478694	7117545	1.5	12.9	0.8	10.3	13.5	61.8	0.6	8	11
AX	5485.9	B?	478708	7117702	0.1	5.7	2.2	8.6	10.8	48.1	0.4	6	0
AY	5480.0	B?	478716	7117892	3.2	2.9	1.1	1.7	4.9	8.8	5.4	59	11
AZ	5469.2	B	478730	7118268	1.0	3.5	1.7	7.3	16.8	33.7	---	---	0
BA	5460.6	D	478751	7118598	4.3	14.1	2.3	14.2	27.9	71.7	1.7	11	0
BB	5450.5	M	478776	7118978	0.7	2.1	1.0	1.5	1.8	12.4	---	---	112
BC	5442.5	M	478787	7119273	0.5	0.4	1.5	0.4	0.7	3.0	---	---	59

CX = COAXIAL
CP = COPLANAR

Note: EM values shown above are local amplitudes

*Estimated Depth may be unreliable because the stronger part of the conductor may be deeper or to one side of the flight line, or because of a shallow dip or magnetite/overburden effects

JOB 659

EM Anomaly List

Label	Fid	Interp	XUTM m	YUTM m	CX 1104 HZ Real ppm	CX 1104 HZ Quad ppm	CP 877 HZ Real ppm	CP 877 HZ Quad ppm	CP 7180 HZ Real ppm	CP 7180 HZ Quad ppm	Vertical Dike COND siemens	Vertical Dike DEPTH* m	Mag. Corr NT
LINE 11360													
BD	5430.6	S?	478802	7119698	0.9	5.3	0.6	4.3	0.9	32.7	---	---	1
BE	5391.6	M	478777	7120969	1.1	1.1	3.7	2.9	2.3	14.1	---	---	129
BF	5385.0	M	478768	7121236	0.0	0.9	4.5	0.4	7.3	0.5	---	---	246
BG	5374.9	B?	478755	7121585	4.0	3.6	7.3	8.0	18.4	44.6	5.7	39	0
BH	5371.0	D	478754	7121706	2.1	10.5	2.5	6.0	10.4	42.5	1.0	11	11
BI	5343.7	D	478762	7122421	4.3	5.3	8.4	4.7	13.4	30.3	---	---	0
BJ	5333.9	B?	478792	7122822	3.4	2.3	8.2	2.3	1.4	13.9	---	---	0
BK	5288.3	D	478789	7124442	0.6	1.6	2.5	0.1	2.2	2.4	---	---	64
BL	5257.2	D	478776	7125294	2.0	7.6	1.3	3.7	6.5	24.9	1.1	20	52
BM	5242.5	B?	478732	7125855	2.3	2.6	1.1	0.9	0.4	10.5	---	---	0
LINE 11370													
A	6491.2	B?	478746	7085951	1.4	2.1	0.8	1.3	2.6	7.1	---	---	5
B	6494.7	B?	478748	7086072	0.8	2.4	0.1	2.3	3.8	16.6	---	---	0
C	6539.4	B?	478763	7088150	0.6	1.9	0.7	1.4	1.0	1.5	---	---	9
D	6547.1	D	478774	7088463	1.3	3.9	0.7	2.9	3.7	17.3	1.2	27	0
E	6555.7	B?	478792	7088783	1.0	2.0	0.8	2.5	3.6	17.5	---	---	0
F	6601.4	B?	478818	7090669	0.8	2.1	0.4	2.3	2.9	15.2	---	---	0
G	6610.9	B?	478812	7091110	1.7	1.9	0.6	1.2	0.5	8.2	---	---	112
H	6617.4	B?	478812	7091400	0.2	4.7	0.4	5.2	3.6	34.6	0.4	0	0
I	6650.0	S	478822	7092860	0.0	1.5	1.6	2.1	0.6	16.1	---	---	0
J	6669.0	M	478885	7093683	2.6	1.1	7.8	1.4	7.0	5.6	---	---	0
K	6678.0	B?	478933	7094077	8.2	3.0	10.6	3.4	12.4	13.4	27.9	41	36
L	6681.0	M	478938	7094206	2.9	3.0	0.3	3.9	0.2	25.1	---	---	0
M	6683.5	B?	478940	7094315	5.1	3.3	9.6	4.3	4.5	29.8	---	---	0
N	6732.6	D	478863	7096033	5.2	2.0	11.6	0.9	3.2	5.9	---	---	0
O	6740.0	M	478862	7096306	1.1	0.1	4.8	2.7	4.4	12.4	---	---	374
P	6747.2	B?	478880	7096600	4.8	3.9	11.7	3.0	19.0	32.6	---	---	9
Q	6780.5	B?	478918	7098033	3.3	2.2	0.8	1.4	0.0	10.4	---	---	0
R	6788.0	B?	478924	7098283	0.1	2.4	1.2	1.5	1.3	11.7	---	---	9
S	6841.0	S	478826	7100304	2.0	2.4	2.1	2.7	4.1	19.4	---	---	0
T	6856.5	B?	478872	7100989	2.1	4.2	2.2	3.7	7.7	28.4	1.5	75	0
U	6865.3	B?	478915	7101403	0.1	2.4	5.9	3.4	1.5	28.8	---	---	27
V	6881.4	B	478964	7102169	1.2	5.7	5.5	9.4	30.4	30.2	0.8	6	0
W	6936.1	S	478928	7104139	4.2	0.0	2.9	0.4	2.5	1.8	---	---	0
X	6958.0	B?	478937	7105009	1.9	1.7	0.2	2.0	3.1	9.3	---	---	0
Y	6985.2	B?	478966	7105936	1.6	2.0	1.3	1.9	1.2	12.2	---	---	9
Z	6999.2	B?	478953	7106574	0.7	1.7	6.5	0.9	7.5	5.0	---	---	4
AA	7012.3	S?	478998	7107072	1.9	1.7	0.0	1.6	1.9	9.6	---	---	0
AB	7072.5	M	479025	7109353	0.7	2.7	1.9	4.0	1.6	27.3	---	---	23
AC	7082.0	M	479079	7109791	1.0	3.5	4.0	7.0	3.3	43.3	---	---	13
AD	7084.8	S?	479087	7109922	6.7	4.7	14.3	8.1	10.9	49.9	---	---	10
AE	7097.9	S?	479140	7110488	9.6	1.9	0.0	4.9	0.0	15.7	---	---	4
AF	7099.0	M	479137	7110536	21.6	2.0	30.1	6.7	23.6	15.7	---	---	10
AG	7110.0	M	479126	7110984	6.0	0.8	9.9	0.8	7.0	2.5	---	---	0
AH	7118.0	M	479115	7111306	0.0	1.9	6.9	3.5	0.2	15.6	---	---	0

CX = COAXIAL
CP = COPLANAR

Note: EM values shown above are local amplitudes

*Estimated Depth may be unreliable because the stronger part of the conductor may be deeper or to one side of the flight line, or because of a shallow dip or magnetite/overburden effects

JOB 659

EM Anomaly List

Label	Fid	Interp	XUTM m	YUTM m	CX 1104 HZ Real ppm	CX 1104 HZ Quad ppm	CP 877 HZ Real ppm	CP 877 HZ Quad ppm	CP 7180 HZ Real ppm	CP 7180 HZ Quad ppm	Vertical Dike COND siemens	Vertical Dike DEPTH* m	Mag. Corr NT
LINE 11370													
AI	7122.2	B?	479103	7111481	8.8	3.1	17.6	2.6	22.9	12.2	1.0	0	9
AJ	7126.5	B?	479092	7111653	10.1	2.0	17.2	1.5	23.8	13.8	57.3	54	0
AK	7140.0	S	479055	7112132	0.1	3.6	0.2	5.4	0.8	37.9	---	---	0
AL	7163.5	M	478919	7112895	0.7	1.6	0.0	2.2	0.8	12.9	---	---	0
AM	7164.7	B?	478925	7112946	1.3	2.8	3.0	2.7	1.9	15.7	---	---	9
AN	7167.0	M	478940	7113045	2.0	1.6	6.1	2.7	4.1	16.3	---	---	76
AO	7175.4	B?	479017	7113421	3.4	7.6	9.0	6.1	7.7	45.1	2.1	36	9
AP	7179.5	B?	479031	7113611	5.5	2.5	10.9	0.8	11.2	2.7	---	---	0
AQ	7186.2	D	479014	7113919	1.2	3.5	2.0	2.7	5.5	17.5	1.1	35	8
AR	7200.5	S?	479058	7114468	1.3	2.6	0.7	2.8	0.3	21.4	---	---	0
AS	7215.1	B?	479170	7115047	3.4	2.6	0.6	4.0	8.2	20.8	6.6	55	0
AT	7225.5	S?	479140	7115482	1.8	1.6	0.7	1.5	0.7	14.9	---	---	0
AU	7271.9	B?	479139	7117472	0.6	2.4	0.6	1.9	2.0	12.5	---	---	0
AV	7274.0	B?	479137	7117579	2.7	4.2	1.0	4.5	6.3	23.8	2.3	60	9
AW	7283.0	B?	479133	7118033	1.9	3.7	1.2	2.1	4.7	14.5	1.4	66	9
AX	7287.7	D	479143	7118224	4.3	4.1	1.0	2.6	1.5	19.2	5.4	47	0
AY	7293.6	B?	479149	7118453	1.8	6.7	2.1	8.3	17.4	42.3	1.1	7	9
AZ	7311.0	M	479109	7119191	0.5	2.9	1.8	4.4	1.9	25.5	---	---	180
BA	7318.1	B?	479084	7119492	7.7	1.6	13.5	5.0	13.6	34.1	---	---	9
BB	7332.5	M	479158	7120100	1.5	0.9	4.2	1.6	3.6	7.7	---	---	8
BC	7341.5	B?	479193	7120546	3.3	3.4	6.7	1.8	6.8	12.3	---	---	0
BD	7348.4	D	479207	7120842	1.9	2.4	4.5	1.5	5.2	16.1	2.7	73	0
BE	7366.2	D	479207	7121372	17.5	34.2	7.9	32.0	79.2	142.6	3.0	28	9
BF	7369.7	D	479201	7121479	5.7	28.1	12.0	34.3	81.9	142.6	1.3	8	9
BG	7385.5	B?	479184	7121964	2.4	2.4	1.5	2.1	0.4	15.2	---	---	9
BH	7393.5	D	479178	7122317	2.1	3.5	2.3	1.7	3.6	16.8	1.9	63	9
BI	7437.3	B?	479226	7124443	1.3	2.0	1.4	0.1	0.4	0.1	1.8	83	0
BJ	7447.5	B?	479209	7124935	3.3	0.4	1.4	0.8	2.4	0.5	---	---	9
BK	7452.3	D	479196	7125165	4.0	3.7	1.9	2.1	6.4	9.6	5.4	47	0
BL	7458.0	B?	479199	7125403	0.5	2.4	1.7	1.1	6.0	12.7	0.7	21	0
BM	7461.4	M	479198	7125534	0.4	1.8	39.5	2.5	33.5	12.7	---	---	491
BN	7471.2	D	479175	7125913	2.0	3.4	0.3	2.4	9.8	15.1	---	---	6
LINE 11380													
A	8590.1	D?	479137	7085454	1.1	1.9	2.8	0.9	1.5	7.5	---	---	0
B	8582.3	B?	479133	7085760	1.4	3.3	1.7	4.0	6.5	27.3	---	---	9
C	8577.4	B?	479127	7085945	0.2	4.2	1.8	4.2	8.4	30.9	---	---	0
D	8566.0	B?	479121	7086398	4.4	2.5	3.4	1.2	4.1	10.4	---	---	9
E	8553.4	B?	479155	7086918	2.2	0.7	3.9	0.4	5.0	23.6	---	---	9
F	8547.5	S?	479168	7087156	1.8	4.1	1.6	5.8	5.6	40.4	1.7	42	0
G	8536.0	S	479184	7087657	1.1	4.1	1.4	5.5	6.6	41.2	---	---	9
H	8520.1	D	479156	7088376	5.1	3.9	1.7	2.8	6.1	18.7	7.8	42	0
I	8506.8	B?	479147	7088975	1.2	2.5	5.6	11.5	1.0	72.8	---	---	9
J	8505.0	B?	479149	7089056	1.7	9.0	4.9	13.1	19.6	84.5	0.9	17	0
K	8498.5	D	479154	7089337	5.5	9.9	11.9	12.3	17.9	79.3	2.3	51	0
L	8494.1	D	479163	7089521	0.4	2.6	2.8	1.5	2.9	9.9	0.5	16	41

CX = COAXIAL
CP = COPLANAR

Note: EM values shown above are local amplitudes

*Estimated Depth may be unreliable because the stronger part of the conductor may be deeper or to one side of the flight line, or because of a shallow dip or magnetite/overburden effects

JOB 659

EM Anomaly List

Label	Fid	Interp	XUTM m	YUTM m	CX 1104 HZ Real ppm	CX 1104 HZ Quad ppm	CP 877 HZ Real ppm	CP 877 HZ Quad ppm	CP 7180 HZ Real ppm	CP 7180 HZ Quad ppm	Vertical Dike COND siemens	Vertical Dike DEPTH* m	Mag. Corr NT
LINE 11380													
M	8488.0	B?	479180	7089767	3.7	5.0	9.6	6.9	3.2	50.8	---	---	0
N	8475.0	M	479216	7090288	8.1	3.2	16.5	3.2	15.1	20.5	---	---	0
O	8472.8	B?	479220	7090386	8.1	3.2	20.0	3.0	18.3	19.9	---	---	0
P	8465.0	M	479222	7090718	8.1	0.2	19.6	1.6	16.7	1.4	---	---	0
Q	8442.0	B?	479156	7091599	1.3	5.0	1.4	4.5	5.6	32.9	1.0	27	13
R	8368.0	M	479197	7094329	0.6	1.8	0.8	2.5	0.8	10.2	---	---	0
S	8342.8	B?	479276	7095409	0.9	6.8	1.7	9.9	8.9	71.4	0.5	6	9
T	8331.5	B?	479312	7095831	2.0	3.3	1.8	2.4	2.2	17.1	1.8	67	0
U	8258.5	B?	479316	7098656	3.0	0.6	1.2	0.0	1.5	0.6	---	---	7
V	8210.9	B?	479425	7100556	1.7	7.7	4.6	9.8	6.2	62.0	---	---	40
W	8180.0	B	479373	7101762	2.0	3.7	3.4	6.2	14.0	11.1	---	---	0
X	8169.8	D	479342	7102150	3.0	16.2	4.7	21.4	49.5	124.1	1.0	15	9
Y	8166.9	B?	479335	7102269	1.4	9.9	4.7	15.8	33.3	71.5	---	---	9
Z	8163.2	B	479329	7102428	0.4	9.7	1.9	13.8	16.1	69.4	---	---	2
AA	8158.6	B?	479323	7102638	4.5	8.1	1.8	7.5	8.1	47.3	2.1	51	0
AB	8095.0	S	479411	7105176	1.7	0.4	0.3	0.6	3.1	6.3	---	---	0
AC	8064.0	S	479459	7106277	0.5	3.5	0.8	5.5	3.4	35.9	---	---	9
AD	8015.5	M	479443	7108458	0.0	7.6	9.3	11.7	5.8	78.2	---	---	8
AE	8000.0	M	479388	7109070	1.4	0.2	7.3	1.5	6.3	1.8	---	---	0
AF	7982.5	B?	479386	7109782	0.0	1.5	5.3	3.1	5.0	14.0	---	---	0
AG	7966.5	M	479426	7110431	6.2	0.6	13.1	0.5	11.3	2.4	---	---	9
AH	7957.0	M	479434	7110758	3.0	0.7	1.0	1.8	1.0	8.1	---	---	0
AI	7887.4	D	479476	7113371	2.9	4.0	1.7	2.7	4.6	15.4	---	---	9
AJ	7881.4	B?	479452	7113637	1.4	1.7	2.1	0.7	3.8	1.9	2.6	75	4
AK	7870.6	B?	479433	7114130	0.1	2.4	1.3	1.6	0.4	14.9	---	---	0
AL	7838.3	D	479552	7115183	0.9	7.5	0.6	5.7	9.6	38.2	0.5	0	9
AM	7827.3	B	479537	7115566	1.2	6.8	0.4	8.9	0.5	63.7	---	---	0
AN	7823.7	D	479525	7115707	1.8	6.2	0.3	4.6	5.3	37.3	1.2	31	0
AO	7811.7	B?	479508	7116178	1.5	3.3	1.5	3.8	3.6	19.4	---	---	0
AP	7805.6	B	479506	7116425	1.1	6.0	0.5	2.9	3.2	18.3	0.7	13	0
AQ	7799.8	B?	479513	7116667	2.7	3.1	3.6	2.1	5.5	12.1	3.6	62	0
AR	7796.2	D	479519	7116817	1.6	1.7	3.1	2.3	2.4	14.0	---	---	0
AS	7785.0	B	479522	7117287	0.7	8.4	1.5	8.8	13.9	53.9	0.4	5	9
AT	7770.4	B?	479536	7117897	2.0	10.0	1.6	10.8	19.7	65.7	0.9	5	0
AU	7761.3	B?	479542	7118267	1.6	6.1	2.5	7.6	17.5	44.0	1.1	13	9
AV	7739.2	B?	479582	7119166	4.3	1.7	8.6	2.1	8.2	15.3	---	---	9
AW	7735.0	M	479597	7119328	3.4	1.6	6.9	2.3	5.7	15.0	---	---	0
AX	7727.5	B?	479624	7119580	4.5	1.8	6.4	1.6	4.5	11.7	---	---	0
AY	7704.8	B?	479599	7120226	0.7	1.6	0.4	1.1	0.1	9.2	---	---	14
AZ	7689.0	B?	479624	7120757	3.9	2.2	5.9	4.2	4.3	25.5	---	---	0
BA	7676.9	D	479591	7121211	5.3	9.6	4.5	16.3	38.4	57.9	2.2	39	0
BB	7672.1	D	479574	7121381	4.2	19.4	2.1	9.9	17.5	48.4	1.3	3	0
BC	7655.0	B?	479565	7121974	0.1	4.1	0.9	6.9	1.4	60.2	---	---	54
BD	7650.9	D	479570	7122113	2.3	11.2	5.1	8.4	14.4	63.9	---	---	0
BE	7587.6	D	479589	7124271	4.1	2.1	10.0	1.3	6.8	0.9	13.5	54	0
BF	7585.0	M	479587	7124381	1.7	0.1	5.9	1.0	4.5	2.0	---	---	0

CX = COAXIAL
CP = COPLANAR

Note: EM values shown above are local amplitudes

*Estimated Depth may be unreliable because the stronger part of the conductor may be deeper or to one side of the flight line, or because of a shallow dip or magnetite/overburden effects

JOB 659

EM Anomaly List

Label	Fid	Interp	XUTM m	YUTM m	CX 1104 HZ Real ppm	CX 1104 HZ Quad ppm	CP 877 HZ Real ppm	CP 877 HZ Quad ppm	CP 7180 HZ Real ppm	CP 7180 HZ Quad ppm	Vertical Dike COND siemens	Vertical Dike DEPTH* m	Mag. Corr NT
LINE 11380													
BG	7570.6	D	479624	7124988	3.6	4.9	3.3	1.8	2.2	12.1	---	---	9
BH	7562.5	B?	479639	7125320	0.7	1.6	0.9	1.1	0.5	8.1	---	---	0
BI	7552.6	B?	479629	7125681	0.7	1.9	0.0	1.2	0.7	12.4	---	---	0
LINE 11390													
A	295.1	B?	479596	7086296	1.3	6.0	1.4	5.4	8.2	34.9	---	---	7
B	311.0	D	479586	7086862	2.3	1.2	2.4	1.4	0.1	5.9	---	---	0
C	319.0	M	479593	7087166	0.8	1.5	3.0	2.8	1.4	15.5	---	---	0
D	321.5	B?	479589	7087264	2.2	3.0	3.0	3.2	2.5	17.3	---	---	0
E	347.7	D	479540	7088467	2.5	10.3	3.3	8.2	17.3	41.2	1.2	3	0
F	351.3	B?	479531	7088625	1.8	4.1	0.4	8.6	21.2	39.6	1.7	27	25
G	370.1	B?	479566	7089317	4.1	0.7	1.6	0.1	0.2	6.1	---	---	0
H	381.1	B?	479600	7089798	0.5	2.2	0.5	1.5	1.5	9.6	---	---	0
I	385.1	B?	479594	7089986	1.1	4.7	3.2	6.0	5.4	39.3	---	---	0
J	418.7	S?	479617	7091511	4.4	2.7	1.2	3.2	4.9	17.3	---	---	0
K	461.1	B?	479642	7093566	2.1	3.2	3.4	2.2	10.2	18.1	---	---	7
L	467.0	M	479638	7093841	0.0	0.9	6.2	1.5	5.2	5.5	---	---	99
M	518.0	B?	479685	7095626	2.2	2.8	2.4	2.9	1.9	21.5	---	---	2
N	563.4	S	479712	7097564	5.5	2.8	1.8	2.0	2.3	18.1	---	---	9
O	580.0	M	479716	7098207	0.7	1.9	0.6	3.3	0.3	19.2	---	---	42
P	635.0	D	479683	7100443	1.9	2.3	0.9	3.2	6.4	17.6	---	---	114
Q	657.8	E	479727	7101486	1.7	3.5	0.1	2.7	3.2	14.9	1.8	55	0
R	666.0	B?	479747	7101873	6.9	3.1	5.2	9.3	23.0	28.6	---	---	6
S	669.5	B?	479752	7102034	0.5	3.2	1.3	3.4	9.9	9.2	---	---	7
T	693.3	B?	479747	7103093	0.4	2.1	1.6	1.6	2.5	9.4	0.7	7	7
U	813.9	B?	479755	7107676	0.2	2.4	0.9	1.0	2.3	5.7	---	---	0
V	860.0	M	479840	7109568	0.0	1.3	0.2	2.4	0.7	8.3	---	---	53
W	902.5	M	479859	7111484	2.3	2.1	9.0	4.4	4.9	14.5	---	---	60
X	904.3	B?	479863	7111574	8.9	4.3	18.5	6.5	15.7	35.3	---	---	7
Y	908.7	B?	479865	7111797	11.8	4.2	23.9	5.7	17.1	38.0	32.1	38	12
Z	935.9	B?	479852	7113079	1.6	1.8	2.3	1.5	2.5	6.3	---	---	0
AA	954.0	S?	479920	7113873	3.7	3.6	2.5	5.3	6.6	33.3	---	---	0
AB	974.0	B?	479907	7114555	2.4	0.9	1.3	0.4	0.0	0.3	---	---	0
AC	978.2	B?	479889	7114697	3.9	4.9	0.0	5.5	2.7	34.7	3.6	51	0
AD	983.4	B?	479864	7114894	1.6	5.5	0.7	13.0	10.6	74.9	---	---	7
AE	986.3	B?	479850	7115009	2.8	4.9	2.7	13.7	10.6	80.7	1.9	67	0
AF	1034.4	B?	479935	7116917	1.2	3.1	2.6	2.1	5.0	16.0	1.4	41	0
AG	1038.4	D	479944	7117114	1.6	3.0	3.5	2.7	8.6	14.4	---	---	7
AH	1057.1	D	479949	7118065	3.5	13.8	2.8	13.5	27.9	73.5	---	---	0
LINE 11391													
A	1245.7	D	479951	7121036	6.6	8.7	3.1	5.6	12.1	26.9	3.9	36	0
B	1255.0	D	479951	7121248	3.8	10.9	4.4	5.9	13.3	26.3	1.8	14	0
C	1279.5	D	479946	7121997	2.7	2.2	0.6	0.2	1.2	1.9	5.7	58	13
D	1312.5	S?	479970	7123458	0.8	1.3	0.6	2.0	0.8	12.6	---	---	0
E	1329.8	D	480005	7124247	1.2	5.2	0.8	1.2	1.2	6.4	---	---	0

CX = COAXIAL
CP = COPLANAR

Note: EM values shown above are local amplitudes

*Estimated Depth may be unreliable because the stronger part of the conductor may be deeper or to one side of the flight line, or because of a shallow dip or magnetite/overburden effects

JOB 659

EM Anomaly List

Label	Fid	Interp	XUTM m	YUTM m	CX 1104 HZ Real ppm	CX 1104 HZ Quad ppm	CP 877 HZ Real ppm	CP 877 HZ Quad ppm	CP 7180 HZ Real ppm	CP 7180 HZ Quad ppm	Vertical Dike COND siemens	Vertical Dike DEPTH* m	Mag. Corr NT
LINE 11391													
F	1340.5	M	480006	7124702	0.0	1.2	4.6	1.3	0.5	7.2	---	---	55
G	1344.8	D	480010	7124893	4.5	6.6	4.4	2.8	4.8	20.3	---	---	0
H	1362.0	D	480024	7125673	2.3	4.0	1.0	1.5	1.9	11.4	1.8	66	14
I	1367.4	D	480026	7125920	2.3	1.6	0.8	2.7	4.4	17.6	---	---	15
LINE 11400													
A	2488.9	S?	479955	7085478	0.3	4.1	0.6	4.6	2.8	30.7	---	---	12
B	2484.0	S?	479952	7085684	6.8	0.7	2.6	1.0	3.1	1.5	124.0	69	0
C	2472.1	B?	479941	7086220	1.3	1.5	2.9	0.1	4.0	0.5	---	---	0
D	2461.0	D	479938	7086730	0.5	4.7	0.2	3.3	1.0	22.2	---	---	5
E	2455.2	B?	479937	7086986	3.2	0.7	3.2	0.5	19.9	1.5	---	---	0
F	2449.9	B?	479954	7087211	6.5	4.6	19.5	3.4	25.1	26.4	---	---	0
G	2446.1	B?	479970	7087364	5.5	1.9	15.2	0.7	15.1	6.4	---	---	0
H	2441.0	M	479986	7087549	0.3	0.0	0.6	0.6	0.7	2.2	---	---	0
I	2433.0	B?	480005	7087823	5.0	3.2	9.5	6.8	8.4	49.2	---	---	0
J	2428.1	B?	480009	7088012	3.0	5.8	5.5	6.6	6.9	48.8	1.7	67	0
K	2416.5	B	480008	7088492	2.1	5.3	5.5	9.1	17.4	18.8	---	---	0
L	2407.2	D	480010	7088906	1.6	4.4	0.9	2.2	3.0	21.7	1.3	35	0
M	2396.7	D	480009	7089334	3.0	4.2	2.3	2.2	5.6	8.6	2.8	47	0
N	2386.5	S?	479993	7089728	2.0	2.0	4.1	1.0	2.5	9.4	---	---	0
O	2378.3	S?	479988	7090093	1.0	1.1	1.8	0.9	2.8	13.3	---	---	0
P	2363.3	B?	480014	7090726	3.6	2.7	1.5	1.7	2.0	13.1	7.3	53	0
Q	2332.7	S?	480002	7091839	3.5	2.2	1.5	1.4	1.7	10.8	---	---	12
R	2319.0	S?	480002	7092350	0.5	3.3	1.5	4.8	3.0	35.7	---	---	12
S	2252.0	M	480057	7094557	0.2	1.9	2.0	2.8	1.2	13.3	---	---	48
T	2200.9	D	480092	7096540	12.4	4.2	27.1	6.3	24.2	38.5	35.4	33	12
U	2197.4	B?	480082	7096664	12.3	7.0	27.0	7.9	24.2	43.0	16.3	35	12
V	2194.0	M	480076	7096786	8.4	4.8	22.5	6.5	14.6	30.4	---	---	12
W	2171.4	S	480133	7097752	3.7	1.5	3.4	1.3	3.3	8.9	---	---	0
X	2162.8	S?	480146	7098163	1.5	0.5	0.8	0.6	4.4	2.4	---	---	12
Y	2118.5	B?	480063	7099945	2.1	4.3	1.3	6.1	10.7	39.3	---	---	0
Z	2076.0	D	480187	7101452	1.9	3.8	0.6	2.7	8.3	9.2	1.4	48	0
AA	2052.5	B?	480162	7102344	1.0	1.7	0.0	1.6	4.0	5.1	---	---	12
AB	2000.9	B?	480177	7104585	2.5	1.9	1.2	1.1	0.4	6.2	---	---	0
AC	1960.7	D	480219	7106306	0.2	3.0	0.9	3.7	6.4	21.1	---	---	12
AD	1957.5	B?	480221	7106435	0.8	2.9	1.0	3.0	6.1	20.6	---	---	0
AE	1921.2	B?	480224	7107765	0.6	6.7	3.5	8.9	7.4	66.4	---	---	12
AF	1906.7	B?	480235	7108325	0.3	2.3	3.3	2.8	3.5	12.9	---	---	8
AG	1873.1	D	480232	7109611	3.8	2.1	7.6	1.2	7.2	8.5	11.6	54	83
AH	1835.0	M	480256	7110985	0.0	0.1	0.9	0.5	1.0	5.9	---	---	0
AI	1821.0	S?	480275	7111508	4.9	3.4	4.6	5.4	4.3	30.9	---	---	12
AJ	1796.2	E	480323	7112627	0.4	3.3	0.1	3.1	0.4	20.2	---	---	0
AK	1778.3	B?	480241	7113320	0.8	2.9	0.5	2.1	2.1	17.7	1.0	32	9
AL	1763.5	S?	480260	7113938	0.4	9.1	2.4	11.9	17.9	77.3	0.4	3	0
AM	1755.0	D	480317	7114305	1.1	0.9	0.9	0.1	0.2	15.9	4.1	96	9
AN	1749.7	D	480340	7114495	0.8	3.2	0.3	4.1	3.5	31.0	0.8	25	7

CX = COAXIAL
CP = COPLANAR

Note: EM values shown above are local amplitudes

*Estimated Depth may be unreliable because the stronger part of the conductor may be deeper or to one side of the flight line, or because of a shallow dip or magnetite/overburden effects

EM Anomaly List

Label	Fid	Interp	XUTM m	YUTM m	CX 1104 HZ Real ppm	CX 1104 HZ Quad ppm	CP 877 HZ Real ppm	CP 877 HZ Quad ppm	CP 7180 HZ Real ppm	CP 7180 HZ Quad ppm	Vertical Dike COND siemens	Vertical Dike DEPTH* m	Mag. Corr NT
LINE 11400													
AO	1745.4	B?	480344	7114640	1.6	3.8	0.5	3.1	0.4	23.9	1.6	42	0
AP	1723.0	S?	480268	7115250	2.8	3.1	7.2	2.3	5.4	16.1	---	---	0
AQ	1714.0	M	480283	7115557	0.4	2.3	1.1	3.4	0.9	18.9	---	---	11
AR	1711.0	B?	480290	7115682	1.2	4.7	0.6	4.4	9.2	24.6	---	---	10
AS	1705.6	B?	480312	7115909	2.4	3.4	4.1	5.6	16.1	24.6	2.4	57	0
AT	1700.2	B?	480326	7116135	3.4	3.4	2.5	3.9	10.8	16.2	---	---	0
AU	1692.8	B?	480334	7116445	2.6	4.5	6.2	4.6	5.1	31.7	1.9	64	0
AV	1691.0	M	480335	7116521	1.9	4.5	4.3	4.6	0.6	31.7	---	---	917
AW	1689.0	B?	480338	7116599	0.0	4.5	6.0	4.6	2.6	31.7	---	---	0
AX	1675.6	B	480344	7117049	2.0	9.1	2.6	10.2	16.2	68.1	1.0	16	0
AY	1670.6	B	480339	7117202	1.5	4.5	0.5	2.6	1.4	17.2	---	---	0
AZ	1662.3	D	480334	7117492	4.6	0.3	8.8	20.4	20.4	121.1	---	---	0
BA	1657.3	D	480332	7117700	4.5	26.5	1.6	27.6	18.6	172.2	---	---	49
BB	1647.2	B?	480299	7118107	2.2	5.9	1.1	6.3	7.4	35.9	1.6	35	0
BC	1612.3	B?	480381	7119469	0.5	1.4	2.4	1.6	2.1	8.0	---	---	0
BD	1605.2	B?	480417	7119744	1.5	1.0	1.0	1.5	0.9	8.2	---	---	12
BE	1571.0	B?	480439	7120780	2.0	4.0	9.8	10.6	13.7	57.7	---	---	0
BF	1566.0	D	480435	7120963	6.0	10.6	6.3	7.2	11.2	35.6	2.4	43	0
BG	1560.6	D	480422	7121159	5.8	20.6	3.1	11.1	20.2	53.7	1.7	9	0
BH	1541.9	B?	480369	7121944	5.8	4.6	4.8	10.6	1.4	66.2	---	---	7
BI	1537.1	B?	480368	7122157	0.7	12.5	2.0	14.0	10.4	94.6	---	---	0
BJ	1533.0	D	480376	7122335	2.6	3.9	3.0	4.4	5.4	30.4	2.4	70	12
BK	1523.5	M	480400	7122693	2.0	0.0	4.4	0.3	0.0	9.5	---	---	1
BL	1506.3	B?	480434	7123284	0.6	2.6	0.5	1.3	0.2	8.4	0.8	26	0
BM	1498.4	S?	480434	7123599	1.1	3.5	1.6	2.8	1.9	19.1	---	---	2
BN	1466.0	D	480395	7124719	6.5	3.2	13.2	2.2	11.3	10.6	---	---	0
BO	1462.0	M	480405	7124874	0.4	0.8	0.4	1.8	0.3	5.2	---	---	222
BP	1443.0	B?	480455	7125642	2.9	3.0	0.5	1.8	4.0	11.5	---	---	0
BQ	1438.2	D	480434	7125861	3.0	1.7	0.8	0.9	1.1	5.9	---	---	8
LINE 11410													
A	2608.4	B?	480377	7085998	0.8	1.1	0.7	2.3	1.3	18.9	---	---	0
B	2614.4	B?	480366	7086238	1.3	1.6	0.3	0.8	0.5	7.3	2.5	74	0
C	2639.1	S?	480346	7087246	1.0	4.3	0.8	5.2	9.1	34.1	---	---	16
D	2668.5	B?	480408	7088583	4.8	2.6	2.6	2.1	8.4	8.6	---	---	0
E	2685.0	B	480395	7089217	1.6	3.1	1.9	4.1	2.1	21.0	---	---	0
F	2688.8	B?	480384	7089384	6.2	2.3	4.3	1.7	8.1	0.3	---	---	0
G	2690.7	D	480380	7089468	8.0	7.9	4.3	9.7	24.2	40.6	6.3	32	16
H	2707.5	S?	480396	7090277	1.7	2.3	3.6	2.4	2.8	18.0	---	---	0
I	2730.0	S?	480461	7091328	0.7	4.9	0.2	6.9	2.7	52.8	---	---	24
J	2755.0	S	480487	7092410	2.5	0.7	1.2	1.5	0.2	14.6	---	---	14
K	2764.3	B?	480504	7092871	2.0	1.8	2.4	1.9	3.5	1.8	---	---	0
L	2782.3	B?	480484	7093710	2.6	1.8	2.3	3.2	2.2	16.5	---	---	16
M	2800.0	S	480458	7094608	3.2	1.7	1.3	2.2	1.3	19.2	---	---	12
N	2818.9	B?	480447	7095382	1.9	3.1	1.0	3.8	4.3	27.0	---	---	0
O	2841.4	B?	480467	7096277	0.0	3.9	0.3	4.2	0.3	30.9	---	---	0

CX = COAXIAL
CP = COPLANAR

Note:EM values shown above are local amplitudes

*Estimated Depth may be unreliable because the stronger part of the conductor may be deeper or to one side of the flight line, or because of a shallow dip or magnetite/overburden effects

JOB 659

EM Anomaly List

Label	Fid	Interp	XUTM m	YUTM m	CX 1104 HZ Real ppm	CX 1104 HZ Quad ppm	CP 877 HZ Real ppm	CP 877 HZ Quad ppm	CP 7180 HZ Real ppm	CP 7180 HZ Quad ppm	Vertical Dike COND siemens	Vertical Dike DEPTH* m	Mag. Corr NT
LINE 11410													
P	2845.2	D	480456	7096451	1.6	10.3	2.2	10.0	13.8	69.5	0.7	11	16
Q	2864.8	S?	480442	7097386	5.1	3.7	1.6	2.1	3.8	20.3	8.5	46	0
R	2955.0	D	480493	7101297	4.5	2.1	0.8	1.9	3.5	4.0	---	---	0
S	2959.1	D	480491	7101451	7.3	11.6	2.4	6.3	12.1	31.2	3.0	31	16
T	2983.6	S?	480584	7102446	4.0	0.3	0.0	3.0	1.1	17.2	173.2	91	0
U	3010.1	D	480621	7103684	0.1	2.8	0.7	2.2	1.7	11.5	---	---	11
V	3094.1	B?	480634	7107238	1.3	2.8	0.8	2.1	5.2	8.9	---	---	16
W	3141.5	M	480613	7109112	0.2	2.1	0.4	2.9	0.2	11.5	---	---	0
X	3164.0	M	480656	7110064	0.9	0.6	6.0	1.3	2.5	3.2	---	---	31
Y	3172.5	M	480640	7110504	0.6	2.6	2.1	5.0	3.5	18.2	---	---	16
Z	3187.0	M	480588	7111220	0.2	0.8	0.8	0.6	0.3	2.4	---	---	0
AA	3196.5	S?	480585	7111680	0.1	3.0	6.6	5.6	9.7	36.0	---	---	0
AB	3240.0	B?	480735	7113418	1.5	4.7	1.2	5.8	7.8	25.6	---	---	16
AC	3241.8	B?	480734	7113511	0.2	3.6	0.2	5.8	8.6	25.6	0.4	0	0
AD	3257.8	B?	480731	7114227	2.1	5.1	1.4	6.7	18.4	33.1	1.7	22	0
AE	3277.0	B?	480709	7114930	2.4	3.0	1.4	11.0	1.7	83.0	3.0	72	0
AF	3282.0	D	480701	7115139	4.9	1.0	2.2	4.0	6.5	29.7	---	---	16
AG	3288.0	S?	480688	7115388	1.8	1.7	0.6	1.2	4.1	11.8	---	---	0
AH	3299.3	D	480682	7115770	0.7	1.8	1.2	1.3	2.3	7.0	---	---	0
AI	3304.6	D	480695	7115972	1.9	3.8	0.9	2.0	3.8	18.9	1.9	37	0
AJ	3314.5	M	480720	7116432	0.1	1.0	1.0	1.1	1.4	0.5	---	---	1134
AK	3321.8	B?	480723	7116785	5.0	2.3	10.9	1.3	8.6	11.0	16.9	41	0
AL	3327.0	B?	480720	7116996	1.3	2.7	1.6	1.8	5.0	11.0	---	---	0
AM	3330.0	B?	480724	7117114	2.8	0.9	1.3	1.8	5.1	13.6	---	---	0
AN	3338.8	B?	480737	7117492	3.2	4.6	1.5	3.1	7.7	17.1	---	---	16
AO	3348.6	S?	480732	7117898	1.0	7.3	1.4	7.1	4.9	50.7	0.5	8	136
AP	3357.3	S?	480719	7118225	1.7	2.1	3.7	2.9	1.5	14.5	---	---	0
AQ	3373.3	B?	480720	7118947	4.3	3.4	2.3	5.2	2.3	33.0	---	---	16
AR	3420.2	D	480721	7120774	7.1	5.3	20.0	3.8	18.4	21.4	8.9	40	34
AS	3424.4	B?	480713	7120892	5.0	2.7	4.5	2.9	3.7	22.2	13.4	61	0
AT	3431.5	D	480715	7121090	7.7	4.4	18.5	5.0	16.1	29.0	---	---	0
AU	3432.9	B?	480718	7121134	14.9	4.4	25.0	5.0	21.6	29.0	0.9	0	0
AV	3458.1	D	480755	7121954	2.7	8.2	1.2	3.6	2.3	18.1	1.5	20	16
AW	3464.1	D	480775	7122135	2.7	1.9	2.9	2.4	3.3	12.5	7.2	70	11
AX	3487.5	B?	480805	7122948	0.3	3.6	1.6	4.9	1.9	35.2	---	---	0
AY	3492.5	D	480799	7123178	1.0	2.1	0.4	0.8	1.8	4.7	---	---	16
AZ	3494.9	D	480796	7123294	1.4	3.8	0.5	1.3	1.3	8.8	1.4	43	0
BA	3503.0	B?	480791	7123689	1.1	1.5	1.8	0.4	2.1	3.6	---	---	14
BB	3508.2	B?	480788	7123937	2.2	3.7	2.9	2.8	1.6	23.8	---	---	0
BC	3512.4	B?	480784	7124134	1.7	1.0	1.7	0.0	1.4	22.1	---	---	0
BD	3517.4	B?	480788	7124362	4.2	0.9	7.4	0.3	1.8	2.4	---	---	0
BE	3523.6	D	480791	7124638	0.7	8.3	1.8	5.7	8.3	44.4	---	---	0
BF	3526.5	M	480793	7124768	1.1	8.3	1.6	5.2	1.0	44.4	---	---	240
BG	3547.6	D	480789	7125711	5.2	4.6	2.4	2.8	6.9	28.5	6.3	42	0

CX = COAXIAL
CP = COPLANAR

Note: EM values shown above are local amplitudes

*Estimated Depth may be unreliable because the stronger part of the conductor may be deeper or to one side of the flight line, or because of a shallow dip or magnetite/overburden effects

EM Anomaly List

Label	Fid	Interp	XUTM m	YUTM m	CX 1104 HZ Real ppm	CX 1104 HZ Quad ppm	CP 877 HZ Real ppm	CP 877 HZ Quad ppm	CP 7180 HZ Real ppm	CP 7180 HZ Quad ppm	Vertical Dike COND siemens	Vertical Dike DEPTH* m	Mag. Corr NT
LINE 11420													
A	4654.8	B?	480734	7086484	2.8	4.3	2.0	4.7	13.8	23.7	2.2	62	0
B	4642.5	B?	480734	7087023	1.8	3.2	1.2	4.6	9.0	26.3	---	---	0
C	4623.5	M	480770	7087775	0.2	1.6	0.4	2.5	0.8	18.6	---	---	14
D	4611.5	S?	480807	7088299	7.2	6.2	6.6	6.2	21.0	29.8	7.5	40	39
E	4605.7	B?	480807	7088561	5.0	3.8	5.2	2.8	10.4	1.5	8.0	49	0
F	4600.0	D	480806	7088799	1.1	4.3	0.2	3.7	1.9	25.8	0.9	31	14
G	4583.2	B?	480803	7089376	2.3	3.6	3.6	4.8	1.2	27.1	2.1	72	0
H	4565.6	B?	480811	7089947	6.7	1.7	3.9	1.1	6.9	10.7	---	---	14
I	4553.6	S?	480852	7090466	2.6	4.1	4.3	5.9	10.9	38.7	---	---	0
J	4537.9	B?	480903	7091044	1.0	8.4	2.7	14.7	6.9	104.0	---	---	14
K	4513.0	M	480845	7092038	2.5	2.5	3.5	3.6	3.8	20.5	---	---	44
L	4475.0	S	480893	7093422	1.6	1.3	1.5	1.9	0.5	16.1	---	---	0
M	4431.5	E	480910	7095348	2.4	3.8	3.7	5.8	3.1	39.9	2.0	67	8
N	4394.3	E	480896	7096539	5.8	6.0	1.7	8.0	14.2	48.3	---	---	0
O	4390.4	B?	480900	7096672	4.0	5.6	1.3	7.8	14.2	44.6	3.0	53	32
P	4377.4	S?	480904	7097216	0.8	2.6	2.0	0.7	2.7	9.9	---	---	14
Q	4366.5	D	480933	7097726	0.3	5.3	1.0	4.3	0.8	30.6	0.4	6	48
R	4357.6	B?	480959	7098115	1.9	2.1	0.1	1.1	0.3	9.0	---	---	10
S	4347.8	S?	480938	7098496	1.2	2.7	0.4	2.9	0.2	20.2	1.4	42	14
T	4292.2	S	480929	7100273	1.2	4.9	0.5	5.6	1.0	44.9	---	---	0
U	4273.8	B?	481038	7101074	1.1	3.4	1.7	3.2	3.7	25.1	1.2	39	0
V	4234.6	B?	480909	7102509	2.1	2.9	2.9	5.4	7.8	33.4	---	---	0
W	4226.2	E	480915	7102850	3.2	6.3	3.9	10.2	17.1	50.3	---	---	14
X	4148.5	S	481056	7106327	1.3	2.3	0.8	2.9	2.0	22.7	---	---	0
Y	4124.3	S?	481017	7107417	1.2	5.5	1.4	6.6	4.3	50.6	---	---	0
Z	4120.0	B?	480997	7107611	0.7	4.5	1.8	6.1	4.4	37.8	---	---	0
AA	4113.7	D	480975	7107865	1.0	2.1	1.3	1.6	1.0	12.3	---	---	0
AB	4099.5	S?	480990	7108437	2.9	3.4	7.0	3.1	8.8	18.6	---	---	14
AC	4096.0	M	481006	7108598	5.0	2.5	9.9	2.9	11.2	14.1	---	---	9
AD	4086.5	M	481047	7109005	0.2	2.5	6.4	3.8	1.1	16.1	---	---	28
AE	4081.0	E	481068	7109215	8.2	3.7	14.6	2.1	11.6	18.6	19.6	38	0
AF	4065.5	D	481071	7109776	3.7	3.2	6.7	2.3	4.7	10.8	6.1	59	43
AG	4062.5	M	481070	7109882	0.4	0.6	2.8	2.0	3.0	10.6	---	---	0
AH	4041.0	M	481019	7110797	0.9	1.3	0.2	1.7	0.8	16.0	---	---	38
AI	4028.0	M	480995	7111320	7.3	0.9	18.3	0.3	18.1	2.2	---	---	14
AJ	4026.7	B?	480999	7111372	7.3	1.3	18.3	0.2	18.1	2.0	57.6	60	14
AK	4022.5	M	481022	7111548	0.3	2.8	0.6	5.3	1.2	27.5	---	---	56
AL	4012.0	B?	481045	7112015	1.1	2.0	6.8	3.2	4.3	24.8	---	---	0
AM	4009.0	B?	481048	7112162	2.7	2.9	0.9	3.6	3.5	22.3	---	---	0
AN	4006.0	B?	481050	7112299	2.7	2.1	0.7	2.3	2.4	20.0	---	---	14
AO	3985.1	D	481064	7113141	0.4	0.8	0.5	2.8	7.4	2.8	---	---	0
AP	3982.0	B?	481080	7113294	0.1	4.1	2.3	2.8	7.4	15.4	---	---	0
AQ	3978.0	D	481101	7113495	0.2	3.4	1.1	1.7	3.7	8.9	0.4	0	9
AR	3974.6	D	481112	7113665	1.9	1.7	0.8	0.2	0.1	3.0	---	---	14
AS	3965.3	B?	481121	7114088	1.1	7.5	1.3	7.3	7.3	49.4	---	---	0

CX = COAXIAL
CP = COPLANAR

Note: EM values shown above are local amplitudes

*Estimated Depth may be unreliable because the stronger part of the conductor may be deeper or to one side of the flight line, or because of a shallow dip or magnetite/overburden effects

JOB 659

EM Anomaly List

Label	Fid	Interp	XUTM m	YUTM m	CX 1104 HZ Real ppm	CX 1104 HZ Quad ppm	CP 877 HZ Real ppm	CP 877 HZ Quad ppm	CP 7180 HZ Real ppm	CP 7180 HZ Quad ppm	Vertical Dike COND siemens	Vertical Dike DEPTH* m	Mag. Corr NT
LINE 11420													
AT	3944.7	B?	481158	7114813	2.8	4.7	1.7	6.6	1.8	51.4	---	---	0
AU	3940.7	B?	481173	7114959	1.4	4.6	1.5	5.8	2.4	42.2	---	---	0
AV	3915.7	B	481100	7116035	1.4	9.1	0.8	7.7	7.7	49.2	---	---	0
AW	3906.4	D	481064	7116381	1.5	2.4	0.7	2.6	4.3	24.2	1.6	87	0
AX	3901.5	D	481056	7116571	5.2	4.2	6.4	5.0	7.4	35.3	7.3	51	0
AY	3898.0	B?	481067	7116714	3.3	3.1	6.3	2.4	5.0	12.5	4.8	61	0
AZ	3889.3	D	481134	7117083	3.7	3.3	10.1	10.6	29.8	61.3	5.7	49	0
BA	3885.2	D	481166	7117261	8.3	10.2	14.1	10.4	31.3	63.4	---	---	0
BB	3877.5	M	481217	7117591	0.5	1.9	6.2	4.1	8.6	22.1	---	---	138
BC	3870.9	B?	481220	7117872	3.8	2.0	11.3	1.3	8.2	8.6	12.4	50	14
BD	3864.5	B?	481198	7118130	2.3	1.9	9.1	1.9	3.2	11.7	5.2	68	0
BE	3862.2	B?	481188	7118216	3.8	2.5	9.1	2.8	6.8	22.1	---	---	0
BF	3859.0	M	481171	7118330	5.7	0.5	8.7	1.4	4.3	4.2	---	---	47
BG	3849.0	M	481128	7118673	3.5	1.2	6.2	2.5	4.0	14.3	---	---	3
BH	3838.0	M	481105	7119057	0.0	1.6	4.1	2.6	4.5	13.8	---	---	0
BI	3825.8	B?	481111	7119393	7.1	2.2	12.5	0.3	10.9	6.9	---	---	0
BJ	3818.0	M	481125	7119599	6.9	0.2	18.4	2.3	18.6	7.7	---	---	14
BK	3808.0	M	481136	7119936	1.5	0.9	6.6	2.1	5.0	9.1	---	---	0
BL	3794.0	M	481146	7120392	1.1	2.6	4.2	3.9	2.4	14.6	---	---	0
BM	3777.9	B?	481194	7120923	7.1	3.2	18.8	4.3	17.0	19.0	---	---	133
BN	3774.6	M	481201	7121052	3.5	1.5	11.5	3.9	11.0	15.1	---	---	180
BO	3772.5	B?	481204	7121134	5.7	2.2	8.8	2.0	5.9	13.1	---	---	0
BP	3765.2	D	481199	7121412	4.7	4.2	10.0	0.5	4.2	10.2	6.0	49	0
BQ	3752.8	B?	481158	7121921	2.5	2.0	1.0	0.1	5.3	2.4	5.9	61	14
BR	3736.7	D	481171	7122595	0.2	3.0	1.3	2.6	0.1	20.3	0.4	0	6
BS	3716.0	B?	481173	7123216	2.0	5.5	0.3	6.3	3.4	46.6	1.5	39	0
BT	3692.6	E	481170	7124120	3.9	2.9	0.9	2.6	0.4	17.1	7.6	53	0
BU	3683.6	D	481189	7124523	3.4	3.2	6.4	2.7	5.4	10.0	5.0	57	0
BV	3657.4	B?	481271	7125615	1.1	4.5	1.1	6.5	9.0	37.1	0.9	25	0
BW	3651.7	B?	481266	7125860	0.3	2.9	0.5	3.1	5.0	14.6	---	---	0
LINE 11430													
A	4790.0	D	481232	7086869	2.0	8.5	2.2	6.6	15.5	28.7	1.0	7	16
B	4796.3	B	481213	7087128	5.6	8.8	6.8	12.8	48.0	35.2	2.8	34	0
C	4798.7	B	481206	7087233	5.6	8.8	6.8	12.8	48.0	35.2	2.8	35	0
D	4818.6	B?	481203	7088068	4.2	0.4	1.5	0.1	0.3	4.5	---	---	0
E	4829.7	B	481170	7088447	6.4	16.7	6.9	21.0	65.9	79.2	2.3	9	16
F	4832.6	B	481163	7088561	2.1	11.4	6.9	24.9	77.3	111.4	0.9	5	16
G	4844.9	B?	481178	7089016	1.1	3.4	0.4	5.4	9.1	29.9	1.1	19	0
H	4860.3	D	481254	7089623	1.8	1.4	0.2	0.4	4.5	0.9	5.5	66	0
I	4864.0	B?	481265	7089779	1.1	3.1	0.2	1.7	3.1	17.5	---	---	0
J	4873.4	B?	481276	7090187	0.0	1.6	3.0	1.2	3.5	0.1	---	---	0
K	4892.2	B?	481239	7090913	2.8	4.9	1.7	6.7	15.6	40.8	1.9	54	0
L	4901.0	M	481206	7091272	0.0	0.2	1.7	0.5	1.4	0.6	---	---	16
M	4999.9	E	481268	7095328	0.2	5.0	0.7	5.5	3.7	37.0	---	---	0
N	5010.6	B?	481266	7095784	0.4	2.0	0.8	0.6	6.2	7.0	---	---	0

CX = COAXIAL
CP = COPLANAR

Note: EM values shown above are local amplitudes

*Estimated Depth may be unreliable because the stronger part of the conductor may be deeper or to one side of the flight line, or because of a shallow dip or magnetite/overburden effects

EM Anomaly List

Label	Fid	Interp	XUTM m	YUTM m	CX 1104 HZ Real ppm	CX 1104 HZ Quad ppm	CP 877 HZ Real ppm	CP 877 HZ Quad ppm	CP 7180 HZ Real ppm	CP 7180 HZ Quad ppm	Vertical Dike COND siemens	Vertical Dike DEPTH* m	Mag. Corr NT
LINE 11430													
O	5016.2	S?	481264	7096030	0.6	1.9	0.2	2.5	0.1	20.8	---	---	16
P	5027.4	B?	481251	7096565	0.8	1.2	2.2	3.0	6.9	30.1	---	---	16
Q	5048.6	S?	481261	7097420	1.6	2.6	0.3	2.5	3.5	17.6	---	---	0
R	5062.5	D?	481275	7097962	2.1	2.7	1.8	2.0	0.9	15.2	---	---	0
S	5096.0	S	481403	7099510	0.3	2.1	1.2	3.3	4.6	20.9	---	---	5
T	5136.0	B?	481328	7101152	0.6	4.8	1.0	6.3	7.8	38.5	---	---	0
U	5175.4	B?	481370	7102706	2.2	6.1	3.0	5.5	10.2	45.9	---	---	16
V	5196.7	D	481346	7103525	2.4	4.9	2.7	4.8	13.4	34.2	2.0	25	16
W	5203.0	B	481342	7103787	1.1	3.2	3.5	5.8	28.9	13.3	---	---	15
X	5228.0	B?	481393	7104686	4.0	1.1	1.7	0.4	2.8	2.7	---	---	0
Y	5270.5	B?	481382	7106350	4.1	1.4	1.0	0.7	0.4	4.9	---	---	0
Z	5276.4	B?	481377	7106640	1.1	2.4	0.9	1.5	4.7	11.2	---	---	16
AA	5334.4	S?	481496	7108860	1.5	8.2	1.2	9.8	17.2	66.2	---	---	0
AB	5365.0	M	481401	7110251	0.0	0.3	0.2	0.9	0.8	0.7	---	---	0
AC	5377.0	M	481415	7110826	0.0	1.5	0.2	2.5	0.0	13.6	---	---	5
AD	5378.5	D	481413	7110893	2.5	2.7	3.5	2.6	3.3	14.6	---	---	1
AE	5381.3	D	481408	7111024	4.3	0.9	6.1	2.8	4.7	14.8	52.9	51	63
AF	5397.5	M	481491	7111787	1.1	3.3	4.6	4.4	4.8	25.6	---	---	213
AG	5399.4	B?	481508	7111875	4.1	5.3	14.6	5.4	12.9	40.1	---	---	0
AH	5413.0	D?	481553	7112464	0.4	5.1	0.6	4.7	6.2	32.4	---	---	9
AI	5428.2	S?	481542	7113142	1.6	3.2	2.1	9.4	7.6	59.0	---	---	16
AJ	5431.2	S?	481536	7113278	0.6	8.5	2.2	10.1	11.0	66.9	---	---	0
AK	5442.2	B?	481510	7113784	0.6	1.8	0.8	0.6	1.8	5.7	---	---	15
AL	5458.6	B?	481479	7114551	2.4	4.8	4.2	4.1	2.9	31.1	2.0	47	16
AM	5496.7	B?	481534	7115929	1.3	0.6	0.7	1.1	0.3	6.8	---	---	0
AN	5502.5	B?	481538	7116087	3.2	3.5	7.4	2.9	4.0	17.9	---	---	16
AO	5508.1	B?	481537	7116283	64.5	5.1	48.0	6.3	26.2	39.6	422.3	20	0
AP	5512.5	M	481534	7116468	0.0	1.4	16.3	12.4	22.3	12.9	---	---	1894
AQ	5514.6	D	481533	7116563	46.6	2.0	91.0	12.6	76.9	15.0	966.6	30	0
AR	5527.5	B?	481533	7117155	4.1	9.6	2.1	9.2	14.6	55.3	2.1	23	0
AS	5532.0	B?	481514	7117328	5.1	4.9	3.3	9.1	15.6	52.9	---	---	16
AT	5560.0	M	481480	7118323	6.1	2.6	11.6	9.3	9.3	35.2	---	---	56
AU	5568.0	M	481562	7118667	21.2	2.7	34.3	7.4	23.0	25.1	---	---	107
AV	5571.7	D	481583	7118828	17.5	5.2	38.2	9.6	28.1	44.8	48.5	25	0
AW	5582.5	M	481569	7119257	4.5	1.1	12.6	4.3	12.6	16.8	---	---	39
AX	5591.5	M	481572	7119602	21.1	0.8	26.8	3.1	30.2	23.6	---	---	0
AY	5597.5	M	481569	7119861	5.5	2.2	10.9	4.9	9.7	7.3	---	---	0
AZ	5618.0	M	481567	7120669	1.5	1.6	1.7	0.8	2.3	7.9	---	---	0
BA	5626.0	M	481592	7121011	1.6	0.5	7.3	0.4	6.6	1.0	---	---	0
BB	5635.0	D	481611	7121376	1.2	2.5	2.2	2.4	3.7	9.1	---	---	0
BC	5638.6	D	481614	7121515	8.6	8.7	2.0	2.7	8.3	4.6	6.3	21	0
BD	5649.5	D	481590	7121871	3.0	2.3	1.4	0.9	0.7	3.8	6.4	49	0
BE	5710.1	S?	481626	7123669	1.2	2.6	2.5	4.0	1.2	26.3	---	---	0
BF	5729.4	E	481618	7124542	1.3	3.0	3.8	3.6	3.5	22.2	---	---	0
BG	5757.8	D	481636	7125735	0.1	4.0	0.3	3.2	6.9	17.5	---	---	0

CX = COAXIAL
CP = COPLANAR

Note: EM values shown above are local amplitudes

*Estimated Depth may be unreliable because the stronger part of the conductor may be deeper or to one side of the flight line, or because of a shallow dip or magnetite/overburden effects

EM Anomaly List

Label	Fid	Interp	XUTM m	YUTM m	CX 1104 HZ Real ppm	CX 1104 HZ Quad ppm	CP 877 HZ Real ppm	CP 877 HZ Quad ppm	CP 7180 HZ Real ppm	CP 7180 HZ Quad ppm	Vertical Dike COND siemens	Vertical Dike DEPTH* m	Mag. Corr NT
LINE 11440													
A	6932.8	B	481517	7085224	2.0	6.8	4.2	13.9	35.4	31.7	---	---	0
B	6929.2	B	481529	7085330	1.7	6.8	4.2	20.6	49.8	81.3	---	---	9
C	6921.5	D	481521	7085562	3.7	8.0	3.0	4.0	22.5	43.8	2.2	33	0
D	6917.8	B	481516	7085672	2.9	16.0	4.0	23.9	38.1	151.5	1.0	11	4
E	6913.0	B?	481516	7085835	1.3	4.8	1.3	5.4	6.7	34.8	1.0	28	0
F	6888.0	D	481570	7086862	6.4	3.2	10.0	10.8	20.9	21.1	15.6	37	0
G	6882.2	B	481582	7087111	6.1	6.9	13.0	13.5	23.6	36.3	4.7	39	0
H	6879.1	B	481595	7087242	6.0	6.0	7.8	8.0	15.6	16.2	---	---	0
I	6846.0	B?	481644	7088638	3.2	6.1	4.9	8.5	12.9	30.1	1.7	55	0
J	6840.9	D	481639	7088839	3.2	5.5	2.2	4.1	5.4	16.7	2.0	55	0
K	6814.5	D	481579	7089851	1.1	3.3	4.6	2.6	2.0	19.0	---	---	0
L	6809.8	B?	481559	7090034	4.4	0.5	5.7	0.3	1.6	2.8	---	---	12
M	6792.5	B?	481603	7090776	1.2	2.7	1.5	4.0	7.6	15.4	---	---	0
N	6782.2	D	481641	7091148	4.6	10.9	4.2	15.9	43.0	75.7	2.2	21	0
O	6573.4	B?	481736	7098827	1.8	1.4	1.4	4.1	5.8	25.5	---	---	0
P	6568.4	D	481750	7099015	1.9	5.0	0.8	4.6	7.1	30.3	1.5	33	0
Q	6517.5	B	481736	7101043	1.0	7.3	1.3	10.5	15.3	63.5	0.5	9	30
R	6513.9	B	481742	7101161	1.9	6.1	0.7	10.5	14.9	61.5	1.3	28	0
S	6453.5	B?	481796	7103147	1.1	2.7	2.3	3.9	7.9	16.3	---	---	9
T	6437.5	B?	481744	7103691	3.3	3.2	5.9	4.9	17.6	30.2	---	---	0
U	6436.6	B?	481741	7103730	3.1	2.9	5.7	4.9	17.6	29.9	0.6	0	0
V	6392.0	S	481842	7105616	0.9	5.7	1.0	7.0	4.7	51.5	---	---	0
W	6358.2	D	481876	7107027	1.8	0.3	0.6	2.8	0.4	20.1	---	---	9
X	6355.0	B?	481863	7107157	0.8	3.6	0.6	4.9	5.6	36.1	0.8	19	0
Y	6317.9	S	481856	7108518	1.6	5.0	1.5	7.4	12.5	47.7	---	---	0
Z	6304.5	S?	481865	7109049	0.7	3.1	0.6	4.0	2.6	29.1	---	---	9
AA	6289.7	B?	481847	7109635	2.1	9.1	4.1	10.9	17.8	64.4	1.0	9	9
AB	6280.5	D	481862	7110002	3.8	6.4	4.4	5.9	12.0	28.6	2.2	45	21
AC	6259.6	D	481905	7110839	1.1	2.8	0.9	1.6	1.1	9.8	1.3	42	9
AD	6231.0	B?	481884	7112090	1.8	9.3	5.8	10.5	22.3	65.9	---	---	9
AE	6219.5	S?	481905	7112550	2.6	7.4	4.2	11.3	7.0	73.6	---	---	0
AF	6202.6	D	481926	7113170	1.9	4.9	0.3	5.4	0.1	32.4	1.5	33	14
AG	6198.0	B?	481928	7113313	0.2	4.3	2.4	4.0	6.7	20.6	---	---	9
AH	6194.9	D	481928	7113404	1.9	4.1	2.1	4.0	10.8	25.6	1.8	46	0
AI	6190.6	D	481929	7113542	1.8	11.1	2.5	12.2	12.3	80.8	0.7	10	9
AJ	6188.1	D	481930	7113628	1.0	8.1	0.7	8.0	11.3	51.7	0.5	4	0
AK	6162.6	B?	481921	7114741	1.0	4.0	1.3	3.7	9.0	20.7	---	---	9
AL	6142.5	D	481876	7115659	0.0	4.9	1.9	9.1	4.5	63.7	0.4	7	9
AM	6140.2	D	481881	7115762	1.7	7.7	2.6	9.3	5.2	65.7	1.0	26	9
AN	6137.8	D	481886	7115870	1.5	6.9	1.4	8.2	2.4	58.5	0.9	26	0
AO	6133.5	B?	481892	7116049	3.1	4.6	3.9	2.3	16.0	28.5	---	---	0
AP	6131.7	D	481895	7116123	2.2	4.6	3.9	2.3	15.1	28.5	2.0	38	0
AQ	6123.1	B	481904	7116441	0.9	10.0	1.8	10.1	9.6	67.6	0.4	5	0
AR	6116.4	D	481918	7116666	0.1	6.7	0.2	8.2	9.6	53.4	0.4	6	0
AS	6105.7	D	481959	7117091	0.9	2.3	0.4	7.0	9.9	34.9	1.3	33	0

CX = COAXIAL
CP = COPLANAR

Note: EM values shown above are local amplitudes

*Estimated Depth may be unreliable because the stronger part of the conductor may be deeper or to one side of the flight line, or because of a shallow dip or magnetite/overburden effects

EM Anomaly List

Label	Fid	Interp	XUTM m	YUTM m	CX 1104 HZ Real ppm	CX 1104 HZ Quad ppm	CP 877 HZ Real ppm	CP 877 HZ Quad ppm	CP 7180 HZ Real ppm	CP 7180 HZ Quad ppm	Vertical Dike COND siemens	Vertical Dike DEPTH* m	Mag. Corr NT
LINE 11440													
AT	6096.8	D	481986	7117501	7.9	8.5	12.4	16.7	46.3	55.9	5.6	37	0
AU	6095.4	D	481987	7117561	5.1	9.1	12.1	11.6	35.0	40.8	2.3	46	0
AV	6090.7	D	481985	7117750	11.1	6.4	19.9	5.5	20.4	32.3	15.4	37	9
AW	6077.5	M	481956	7118166	2.1	0.8	4.6	3.7	4.6	17.3	---	---	43
AX	6060.0	M	481904	7118802	1.1	0.8	8.5	1.5	8.1	6.3	---	---	0
AY	6051.0	M	481909	7119165	0.4	3.3	1.7	2.6	6.8	18.4	---	---	0
AZ	6034.0	M	481984	7119874	3.0	0.8	0.6	1.3	0.1	6.2	---	---	0
BA	6000.0	B?	481988	7120829	1.7	3.2	2.7	3.1	0.4	21.4	---	---	0
BB	5977.3	D	481953	7121437	4.4	4.1	8.3	4.2	16.4	23.8	0.7	0	0
BC	5971.2	D	481947	7121689	2.0	6.0	2.7	4.1	4.6	27.4	---	---	9
BD	5893.0	D	482045	7124470	1.1	2.0	1.7	0.4	1.3	2.4	1.4	77	0
BE	5861.8	B?	482008	7125485	2.3	8.0	2.0	10.4	18.1	61.2	1.3	25	9
LINE 11450													
A	7025.6	D	481986	7085753	2.1	8.8	4.5	9.0	13.3	56.1	1.1	16	0
B	7029.5	B	481981	7085968	0.4	8.2	5.4	7.9	22.9	31.4	0.4	0	5
C	7049.5	B?	481960	7086853	0.7	5.7	2.5	9.7	24.8	57.1	0.5	1	0
D	7085.3	B?	481997	7088652	0.1	2.5	1.1	3.8	1.4	23.8	---	---	0
E	7102.3	B?	482054	7089428	2.7	3.0	2.0	3.0	9.0	12.3	---	---	0
F	7115.0	M	482025	7090087	2.8	3.2	4.4	4.2	0.5	28.0	---	---	94
G	7123.0	M	481998	7090470	0.1	0.8	14.3	2.5	8.8	4.0	---	---	0
H	7130.0	S	481981	7090779	2.7	2.1	20.5	2.7	21.4	22.7	---	---	0
I	7138.0	M	481972	7091138	1.0	2.5	1.4	4.6	1.8	15.7	---	---	96
J	7140.7	B?	481972	7091273	3.9	6.7	15.9	10.6	26.6	33.3	---	---	0
K	7151.0	D	481978	7091775	2.8	2.9	1.8	2.5	2.0	25.1	---	---	10
L	7177.5	M	482141	7092934	0.5	0.4	1.2	1.1	0.4	6.3	---	---	7
M	7241.6	D	481976	7095425	1.7	3.4	1.5	2.4	5.0	11.5	1.8	40	0
N	7260.7	D	482034	7096354	0.3	4.6	1.6	2.0	8.6	17.8	0.4	0	10
O	7293.0	M	482086	7097653	0.3	2.2	4.3	2.7	2.5	18.3	---	---	0
P	7336.7	S?	482145	7099654	1.0	4.2	1.4	5.3	3.6	35.0	---	---	0
Q	7343.1	B?	482169	7099902	3.8	5.3	2.6	6.3	3.7	42.2	2.9	61	0
R	7371.5	B?	482194	7100800	0.6	1.3	0.5	1.7	2.8	9.6	---	---	0
S	7377.1	B?	482192	7101009	2.1	2.0	1.2	2.5	4.2	16.0	4.2	68	0
T	7413.2	D	482124	7102494	1.1	4.2	0.2	4.1	1.4	28.8	---	---	0
U	7417.8	D	482141	7102662	1.4	5.0	3.0	7.1	9.4	47.0	1.1	34	0
V	7435.7	D	482213	7103365	0.4	3.4	1.6	6.0	19.1	11.9	0.5	7	0
W	7481.7	B?	482154	7105267	3.7	1.3	0.6	1.2	0.8	7.7	---	---	0
X	7487.0	B?	482149	7105473	0.5	3.5	1.2	2.8	1.5	21.7	---	---	0
Y	7504.6	B?	482217	7106248	2.1	2.5	0.4	2.5	2.0	15.3	---	---	35
Z	7536.3	B?	482204	7107352	0.0	3.4	0.2	2.8	4.4	15.9	---	---	0
AA	7542.0	B?	482193	7107597	3.2	2.7	1.0	4.8	7.8	28.8	5.8	49	0
AB	7550.6	S	482207	7108005	3.0	1.3	0.6	1.3	0.8	7.7	---	---	0
AC	7559.1	S?	482228	7108391	3.3	8.4	1.0	9.8	9.4	67.6	---	---	0
AD	7567.0	B?	482239	7108675	1.7	3.3	1.5	4.9	11.0	21.0	---	---	0
AE	7571.6	B?	482247	7108839	2.6	1.3	0.7	2.0	2.9	15.2	12.1	66	0
AF	7579.2	B?	482262	7109180	0.9	1.4	1.2	3.7	5.2	19.8	1.7	94	0

CX = COAXIAL
CP = COPLANAR

Note: EM values shown above are local amplitudes

*Estimated Depth may be unreliable because the stronger part of the conductor may be deeper or to one side of the flight line, or because of a shallow dip or magnetite/overburden effects

JOB 659

EM Anomaly List

Label	Fid	Interp	XUTM m	YUTM m	CX 1104 HZ Real ppm	CX 1104 HZ Quad ppm	CP 877 HZ Real ppm	CP 877 HZ Quad ppm	CP 7180 HZ Real ppm	CP 7180 HZ Quad ppm	Vertical Dike COND siemens	Vertical Dike DEPTH* m	Mag. Corr NT
LINE 11450													
AG	7588.6	B?	482257	7109603	4.6	1.3	1.2	1.4	1.3	13.5	---	---	0
AH	7599.0	B	482261	7109995	6.7	3.6	0.9	3.4	6.9	18.0	14.4	41	0
AI	7603.0	D	482268	7110173	7.0	9.5	1.6	9.2	10.1	57.6	3.8	43	0
AJ	7608.4	B?	482274	7110436	1.2	3.9	1.2	3.9	6.6	31.5	---	---	0
AK	7619.0	B?	482293	7110947	0.5	1.2	0.9	1.8	3.6	19.8	---	---	0
AL	7625.1	E	482297	7111245	0.2	8.0	1.7	9.3	11.2	58.9	0.4	0	10
AM	7637.2	B?	482305	7111798	1.9	3.8	3.0	7.1	19.7	30.3	1.8	38	0
AN	7642.0	B	482302	7111993	2.5	6.7	4.1	6.3	15.6	29.9	1.7	19	0
AO	7668.9	S	482280	7113164	3.6	7.3	3.5	8.1	20.7	52.2	2.3	28	0
AP	7680.1	B?	482275	7113618	0.4	10.4	0.6	11.2	0.9	77.5	---	---	9
AQ	7704.6	S?	482301	7114706	3.8	3.5	0.8	4.7	1.7	37.9	5.3	56	10
AR	7721.0	S	482338	7115439	3.5	4.1	0.9	6.1	7.6	43.7	---	---	0
AS	7740.7	D	482309	7116262	1.8	5.2	1.8	4.1	8.9	24.2	1.4	26	0
AT	7746.6	D	482304	7116505	5.0	5.0	4.2	6.3	15.9	36.2	5.4	45	0
AU	7758.8	D	482320	7117087	3.3	7.1	3.0	3.2	8.0	29.7	2.2	30	0
AV	7765.0	B?	482326	7117388	2.2	1.4	2.6	0.6	1.5	3.0	---	---	0
AW	7769.5	D	482327	7117595	2.9	6.1	4.7	3.0	8.3	12.4	2.1	32	0
AX	7774.7	D	482325	7117818	13.8	22.8	5.6	20.5	55.9	81.7	3.5	27	0
AY	7782.4	B?	482317	7118135	5.4	2.0	17.9	2.0	16.5	32.1	---	---	10
AZ	7785.5	B?	482317	7118267	9.3	2.7	17.9	2.3	13.4	26.0	---	---	0
BA	7789.2	B?	482317	7118437	12.4	8.9	32.7	13.9	35.1	88.2	---	---	0
BB	7792.0	M	482316	7118569	0.5	7.8	23.5	13.5	1.8	88.2	---	---	0
BC	7795.5	M	482315	7118740	8.4	0.0	18.3	13.5	11.1	77.9	---	---	30
BD	7814.0	M	482360	7119496	0.9	0.0	0.0	1.4	1.6	9.4	---	---	0
BE	7829.0	M	482399	7120119	55.5	0.2	43.7	0.9	47.7	11.1	---	---	27
BF	7836.0	B?	482392	7120448	75.1	2.8	52.1	12.2	53.0	14.6	---	---	0
BG	7850.3	D	482377	7121121	2.9	4.9	5.7	3.1	6.5	10.0	2.1	50	0
BH	7853.5	B	482371	7121258	24.0	28.0	21.2	30.7	78.2	79.1	7.1	15	0
BI	7854.3	B	482370	7121293	24.0	28.0	21.2	30.7	78.2	79.1	7.1	16	0
BJ	7864.4	D	482356	7121693	0.8	6.9	2.7	0.5	7.2	10.9	0.5	0	0
BK	7877.5	S	482353	7122146	0.2	2.2	1.0	2.9	2.5	21.0	---	---	10
BL	7928.5	S	482410	7124059	2.8	2.8	2.9	4.9	3.7	34.4	---	---	0
BM	7935.5	B?	482447	7124400	1.2	2.3	2.1	1.0	1.4	8.0	---	---	0
BN	7937.5	M	482454	7124497	0.1	2.3	2.1	3.2	1.4	20.1	---	---	97
BO	7955.2	B?	482465	7125300	0.9	4.3	3.0	2.5	9.9	9.4	---	---	0
LINE 11460													
A	9142.0	E	482308	7086010	5.7	7.6	5.4	10.3	20.0	39.0	---	---	0
B	9134.3	B	482310	7086332	2.7	8.1	6.2	9.9	17.7	38.4	1.5	21	11
C	9113.4	B	482344	7087110	2.0	3.1	3.8	4.5	8.9	9.3	---	---	0
D	9097.5	M	482370	7087642	2.0	1.7	1.7	4.2	2.2	24.2	---	---	43
E	9094.9	E	482378	7087728	0.5	2.8	5.2	3.6	1.6	21.2	---	---	18
F	9082.8	B?	482419	7088189	1.5	3.9	0.5	3.6	3.9	23.4	---	---	0
G	9077.5	B?	482415	7088423	1.9	2.2	0.9	2.0	1.5	15.0	---	---	0
H	9063.8	B?	482382	7088969	6.5	3.5	11.7	2.9	10.4	22.8	---	---	0
I	9055.5	M	482363	7089252	1.5	0.3	3.9	0.9	4.7	7.0	---	---	0

CX = COAXIAL
CP = COPLANAR

Note: EM values shown above are local amplitudes

*Estimated Depth may be unreliable because the stronger part of the conductor may be deeper or to one side of the flight line, or because of a shallow dip or magnetite/overburden effects

EM Anomaly List

Label	Fid	Interp	XUTM m	YUTM m	CX 1104 HZ Real ppm	CX 1104 HZ Quad ppm	CP 877 HZ Real ppm	CP 877 HZ Quad ppm	CP 7180 HZ Real ppm	CP 7180 HZ Quad ppm	Vertical Dike COND siemens	Vertical Dike DEPTH* m	Mag. Corr NT
LINE 11460													
J	9051.9	D	482355	7089372	1.4	1.2	3.3	1.6	3.5	7.3	---	---	0
K	9036.6	B?	482360	7089904	1.9	0.6	1.4	1.9	3.8	8.5	---	---	0
L	9016.5	B?	482404	7090618	0.7	3.7	0.9	3.8	6.7	16.7	---	---	40
M	8983.5	S?	482410	7091891	0.2	2.7	0.4	3.6	0.2	22.6	---	---	0
N	8937.7	S?	482430	7093800	1.9	2.0	0.3	3.1	7.0	21.6	---	---	0
O	8919.1	S?	482469	7094556	1.6	2.8	0.4	3.4	4.5	23.1	---	---	11
P	8891.1	B?	482481	7095489	0.3	4.9	1.1	6.0	12.3	32.3	---	---	0
Q	8875.9	B	482496	7096017	9.3	15.3	14.9	24.6	63.7	36.0	3.1	21	0
R	8871.7	D	482488	7096201	6.2	10.9	4.7	10.7	29.3	37.7	2.4	36	0
S	8851.6	D	482403	7097135	1.0	2.2	0.8	1.4	4.1	11.3	1.4	51	0
T	8789.6	B?	482537	7099242	1.6	1.5	1.5	4.5	0.1	35.9	---	---	11
U	8784.1	B?	482533	7099433	1.8	4.8	1.5	5.9	0.9	42.9	1.5	42	2
V	8741.4	B?	482463	7100928	2.0	4.0	0.5	4.8	2.3	37.2	1.4	71	0
W	8707.8	B?	482522	7102103	3.2	1.1	1.2	0.3	4.2	5.5	22.9	66	11
X	8695.2	B?	482563	7102582	0.1	3.7	0.3	4.4	9.6	20.4	---	---	0
Y	8690.1	B?	482579	7102773	2.6	0.7	1.1	1.2	2.8	5.0	---	---	11
Z	8619.6	B?	482585	7105365	0.5	3.2	0.5	3.0	7.0	17.4	---	---	0
AA	8591.0	B?	482618	7106574	1.5	5.1	1.4	6.6	13.0	44.7	1.2	23	0
AB	8586.4	B?	482630	7106750	1.6	2.7	0.8	2.5	0.6	31.7	---	---	0
AC	8556.8	B?	482659	7107859	2.2	2.5	0.7	3.1	1.1	26.1	---	---	0
AD	8529.3	B?	482582	7108855	0.6	6.8	1.0	10.9	5.6	78.8	---	---	0
AE	8514.9	S?	482632	7109372	1.2	7.4	0.9	9.0	15.1	49.5	0.7	10	0
AF	8502.8	B?	482658	7109833	3.3	4.3	4.8	6.7	10.7	51.4	---	---	0
AG	8495.0	D	482673	7110084	0.9	8.1	0.5	10.3	4.4	70.9	0.5	15	11
AH	8477.5	B?	482710	7110694	3.8	5.4	1.9	9.3	17.3	56.1	---	---	0
AI	8468.6	B?	482683	7111025	0.1	6.6	0.4	9.1	7.0	57.2	0.4	8	0
AJ	8463.0	B?	482668	7111238	2.4	1.3	1.5	1.0	0.2	5.4	9.9	73	20
AK	8446.6	B?	482625	7111841	2.8	15.5	4.3	19.8	47.8	99.9	0.9	2	11
AL	8441.0	B?	482616	7112030	2.8	2.4	1.4	4.3	1.9	43.1	---	---	0
AM	8432.7	B?	482630	7112278	1.8	7.0	2.9	7.1	5.7	47.9	1.1	25	0
AN	8427.0	B?	482656	7112448	0.3	3.7	1.2	3.7	4.1	28.8	---	---	11
AO	8422.4	B?	482680	7112590	2.4	0.9	5.5	0.2	1.6	3.3	---	---	0
AP	8409.5	B?	482742	7113042	4.4	8.9	7.2	10.4	22.7	62.8	2.5	35	0
AQ	8397.6	B?	482726	7113523	2.3	3.6	2.3	5.3	15.4	27.5	---	---	0
AR	8394.4	B?	482711	7113661	2.8	5.4	2.3	5.9	15.3	28.2	1.7	61	0
AS	8390.8	B?	482694	7113826	1.7	5.0	1.6	3.8	7.1	19.0	1.4	34	3
AT	8385.4	B?	482672	7114065	0.2	3.9	0.9	3.7	5.0	19.1	0.4	4	3
AU	8381.8	B?	482661	7114224	0.0	1.4	1.4	1.3	4.1	4.3	---	---	11
AV	8368.0	B?	482657	7114770	3.7	2.3	1.6	2.1	7.7	17.7	---	---	0
AW	8358.6	B?	482664	7115164	1.0	1.4	0.0	1.8	0.0	17.6	---	---	1
AX	8333.9	D	482727	7116174	0.4	3.2	2.4	3.4	7.5	17.0	0.5	4	0
AY	8329.9	D	482738	7116324	2.8	3.6	2.5	1.7	13.1	10.4	3.0	60	35
AZ	8310.1	B	482773	7117068	1.2	5.7	2.0	6.3	18.2	29.3	0.8	0	11
BA	8288.6	B	482751	7117867	5.7	8.2	21.4	45.3	89.4	219.5	3.2	30	11
BB	8284.6	D	482738	7118022	29.4	58.0	26.8	59.5	128.9	225.6	3.5	27	31
BC	8280.5	M	482717	7118169	6.7	6.5	16.1	11.1	7.1	14.8	---	---	0

CX = COAXIAL
CP = COPLANAR

Note:EM values shown above are local amplitudes

*Estimated Depth may be unreliable because the stronger part of the conductor may be deeper or to one side of the flight line, or because of a shallow dip or magnetite/overburden effects

JOB 659

EM Anomaly List

Label	Fid	Interp	XUTM m	YUTM m	CX 1104 HZ Real ppm	CX 1104 HZ Quad ppm	CP 877 HZ Real ppm	CP 877 HZ Quad ppm	CP 7180 HZ Real ppm	CP 7180 HZ Quad ppm	Vertical Dike COND siemens	Vertical Dike DEPTH* m	Mag. Corr NT
LINE 11460													
BD	8257.0	M	482705	7119023	31.1	2.3	6.6	4.2	40.7	30.9	---	---	0
BE	8246.0	B?	482730	7119483	6.7	2.2	11.6	9.9	10.3	18.8	---	---	437
BF	8237.5	M	482729	7119767	19.4	0.5	35.1	1.6	46.9	8.7	---	---	0
BG	8229.0	M	482736	7120032	8.5	0.3	20.9	4.8	17.9	12.8	---	---	0
BH	8210.0	M	482783	7120718	0.8	1.1	2.5	2.3	4.7	10.8	---	---	0
BI	8206.6	D	482792	7120843	0.8	2.6	9.6	1.0	21.0	8.3	---	---	11
BJ	8202.0	D	482795	7121001	10.8	3.4	10.0	2.5	9.4	5.5	37.1	28	0
BK	8198.4	B?	482795	7121119	4.6	2.5	2.1	2.5	6.8	2.0	---	---	0
BL	8193.8	B?	482793	7121255	3.3	2.6	0.3	0.8	1.8	4.2	6.2	58	0
BM	8179.7	D	482745	7121593	2.7	6.1	0.7	4.5	6.0	32.2	1.9	31	0
BN	8157.8	S?	482774	7122297	2.8	8.5	1.9	10.7	7.6	77.3	---	---	5
BO	8153.8	S?	482779	7122436	5.3	5.1	2.2	4.2	1.8	32.3	5.7	53	0
BP	8138.7	S?	482780	7123001	0.5	3.4	0.8	2.7	0.9	24.0	---	---	0
BQ	8124.6	B?	482794	7123471	1.0	2.0	1.9	0.5	3.4	4.7	1.5	58	0
BR	8098.5	D	482841	7124336	8.2	4.4	16.0	2.9	12.2	11.2	15.6	43	194
BS	8095.0	M	482842	7124432	0.2	0.4	0.8	2.4	0.5	7.4	---	---	0
BT	8069.0	B?	482770	7125169	1.3	3.0	0.8	3.3	4.2	18.3	---	---	11
BU	8065.4	D	482769	7125250	0.7	4.1	2.7	1.1	11.6	8.9	0.7	18	11
BV	8055.1	D	482796	7125547	1.7	3.4	1.1	2.9	5.8	15.8	1.3	68	0
LINE 11470													
A	1657.1	B?	482753	7085793	4.2	6.6	3.5	8.7	17.5	47.9	2.6	49	0
B	1609.4	D	482757	7087617	4.0	8.6	6.0	4.2	14.7	26.9	2.3	30	23
C	1604.3	D	482766	7087779	4.2	7.9	6.5	4.3	6.7	34.4	2.0	59	0
D	1595.4	E	482787	7088134	1.0	5.4	5.9	5.9	12.7	41.1	---	---	9
E	1592.8	B?	482791	7088258	3.6	5.4	5.0	5.9	12.7	42.4	---	---	0
F	1551.0	M	482817	7089868	0.2	2.0	4.4	4.3	12.1	29.9	---	---	78
G	1543.4	S?	482828	7090110	5.4	3.2	8.6	3.3	10.6	26.6	---	---	0
H	1536.3	S?	482841	7090345	1.1	2.3	0.8	2.8	1.2	32.2	---	---	0
I	1525.7	B	482838	7090746	0.6	2.9	5.0	1.9	9.1	8.0	---	---	0
J	1520.9	D	482832	7090959	2.2	5.6	1.3	5.3	3.9	34.3	1.7	33	9
K	1485.5	B?	482856	7092307	0.5	2.0	0.9	2.1	0.1	12.3	---	---	0
L	1475.0	M	482848	7092615	3.5	2.0	6.3	4.1	4.9	14.6	---	---	128
M	1471.6	B?	482849	7092712	1.7	2.1	1.2	1.9	0.7	14.5	0.1	0	0
N	1461.4	D	482869	7093074	0.9	1.7	2.2	3.3	6.2	17.3	1.2	87	9
O	1453.7	S?	482887	7093415	1.7	2.9	1.8	3.0	8.1	23.2	---	---	9
P	1433.8	B?	482900	7094285	0.5	8.8	1.9	10.4	15.0	69.5	0.4	1	0
Q	1415.0	S	482833	7094930	1.1	4.0	0.7	5.3	7.6	37.7	---	---	9
R	1401.5	B?	482848	7095355	1.8	1.6	1.7	1.2	4.6	6.2	---	---	0
S	1394.0	B?	482853	7095653	3.5	3.2	1.5	3.2	7.1	10.8	---	---	9
T	1387.6	B?	482824	7095926	1.1	6.6	5.3	8.8	15.1	44.0	---	---	9
U	1325.0	H	482971	7098378	0.9	1.0	0.9	1.1	3.7	5.8	---	---	0
V	1290.2	B?	482917	7099754	1.9	2.1	0.4	1.8	4.4	10.7	3.3	62	0
W	1278.0	B?	482917	7100308	2.2	3.1	0.3	2.6	2.0	19.2	---	---	0
X	1275.2	B?	482922	7100438	2.2	3.2	0.2	2.0	1.9	20.3	2.3	65	0
Y	1268.1	D	482941	7100739	1.1	5.0	0.8	5.0	7.8	32.6	0.8	13	0

CX = COAXIAL
CP = COPLANAR

Note: EM values shown above are local amplitudes

*Estimated Depth may be unreliable because the stronger part of the conductor may be deeper or to one side of the flight line, or because of a shallow dip or magnetite/overburden effects

EM Anomaly List

Label	Fid	Interp	XUTM m	YUTM m	CX 1104 HZ Real ppm	CX 1104 HZ Quad ppm	CP 877 HZ Real ppm	CP 877 HZ Quad ppm	CP 7180 HZ Real ppm	CP 7180 HZ Quad ppm	Vertical Dike COND siemens	Vertical Dike DEPTH* m	Mag. Corr NT
LINE 11470													
Z	1224.6	S	482951	7102370	2.7	2.1	0.0	3.5	7.6	17.8	---	---	0
AA	1078.5	S?	483010	7108011	2.0	0.2	0.9	0.2	6.0	2.0	---	---	9
AB	1040.4	B?	483056	7109603	1.3	4.4	2.5	6.6	15.8	36.8	1.1	22	9
AC	1036.1	B?	483061	7109779	1.4	4.8	1.2	5.0	8.2	24.5	---	---	0
AD	1027.5	B?	483063	7110106	2.3	1.9	0.9	0.6	2.4	12.3	---	---	9
AE	1022.3	D	483068	7110301	0.3	0.3	0.6	5.4	2.9	35.4	---	---	0
AF	1015.2	D	483077	7110591	1.8	9.6	1.9	14.6	11.3	98.4	0.8	20	0
AG	1008.4	D	483081	7110851	2.2	10.4	2.0	13.5	13.0	81.5	1.0	16	0
AH	995.9	B?	483044	7111363	1.8	0.9	0.3	0.4	8.6	1.4	---	---	0
AI	983.9	B?	483018	7111879	2.0	5.7	1.6	6.9	16.3	32.0	1.4	18	0
AJ	972.4	B	483039	7112294	1.0	10.6	1.7	24.2	18.1	72.9	0.4	4	0
AK	966.9	B	483061	7112482	1.3	18.2	3.5	28.0	50.4	149.0	0.5	5	9
AL	948.8	S?	483101	7113194	0.9	3.8	1.3	3.9	3.8	23.7	0.8	27	69
AM	941.5	S?	483108	7113499	2.1	4.3	1.0	9.5	16.4	57.7	---	---	9
AN	931.3	S	483111	7113961	0.1	2.0	0.9	6.0	9.2	28.4	0.4	4	8
AO	928.5	B?	483113	7114093	1.0	4.0	1.7	6.7	8.9	44.4	---	---	8
AP	920.9	S?	483117	7114432	1.4	3.3	1.5	4.5	8.0	28.1	---	---	0
AQ	901.9	B?	483116	7115259	3.7	8.1	1.4	9.3	14.3	56.2	---	---	9
AR	882.5	B?	483083	7116125	3.6	7.4	0.6	5.4	4.8	45.4	---	---	0
AS	877.4	D	483079	7116355	3.6	2.9	2.3	7.3	16.6	17.1	6.6	54	257
AT	869.4	D	483090	7116689	2.6	6.9	1.9	10.0	13.2	54.3	1.7	25	0
AU	865.9	D	483098	7116841	0.3	9.3	2.6	9.0	20.7	43.5	0.4	0	0
AV	862.4	D	483105	7117001	2.6	7.3	1.5	4.4	11.6	20.1	1.6	5	0
AW	852.0	B?	483099	7117429	4.7	4.6	0.7	4.4	5.3	33.4	5.4	47	2
AX	835.0	D	483144	7118062	3.5	5.3	0.8	7.9	18.0	32.6	---	---	30
AY	826.2	B	483154	7118330	3.2	6.0	11.8	20.6	54.4	58.2	1.7	58	0
AZ	820.5	B	483162	7118513	5.2	5.6	8.2	12.9	25.8	34.7	4.8	34	0
BA	814.1	D	483165	7118757	1.8	6.1	5.7	5.0	15.8	7.0	1.2	0	0
BB	760.0	B?	483179	7120444	1.9	3.7	2.2	5.8	11.9	24.7	---	---	0
BC	748.5	D	483175	7120853	3.3	4.4	2.4	4.2	13.2	15.9	3.1	52	0
BD	730.1	D	483160	7121437	3.0	6.3	1.3	4.2	6.6	30.6	2.1	36	5
BE	699.8	S?	483208	7122342	0.6	1.3	0.3	0.9	1.6	22.0	---	---	9
BF	648.4	B?	483240	7124324	1.2	2.2	2.3	1.3	0.8	9.1	---	---	73
BG	624.9	D	483239	7125101	1.1	3.4	0.2	1.8	2.1	11.5	1.1	23	9
LINE 11480													
A	1807.5	B?	483169	7085413	0.0	4.0	6.1	8.0	25.9	26.3	---	---	0
B	1863.8	D	483250	7087708	5.7	3.5	1.1	1.9	4.4	2.1	11.1	34	0
C	1868.4	D	483258	7087947	1.9	4.4	0.5	2.3	6.2	15.2	1.7	27	10
D	1875.6	D	483244	7088316	2.0	2.7	2.4	1.0	3.6	1.7	2.6	58	0
E	1917.5	M	483198	7090088	2.1	2.6	3.9	4.6	0.4	22.3	---	---	0
F	1924.0	S	483200	7090409	2.1	2.4	6.9	2.7	8.7	19.3	---	---	0
G	1933.6	S?	483222	7090873	3.8	3.0	0.8	1.5	3.2	12.4	---	---	0
H	2000.0	S?	483236	7093799	0.5	1.2	0.1	1.4	0.2	9.5	---	---	43
I	2048.3	B?	483321	7095867	1.7	4.4	2.0	6.6	13.8	31.5	---	---	0
J	2057.0	M	483315	7096269	2.8	4.8	2.5	7.3	13.6	42.9	---	---	977

CX = COAXIAL
CP = COPLANAR

Note: EM values shown above are local amplitudes

*Estimated Depth may be unreliable because the stronger part of the conductor may be deeper or to one side of the flight line, or because of a shallow dip or magnetite/overburden effects

JOB 659

EM Anomaly List

Label	Fid	Interp	XUTM m	YUTM m	CX 1104 HZ Real ppm	CX 1104 HZ Quad ppm	CP 877 HZ Real ppm	CP 877 HZ Quad ppm	CP 7180 HZ Real ppm	CP 7180 HZ Quad ppm	Vertical Dike COND siemens	Vertical Dike DEPTH* m	Mag. Corr NT
LINE 11480													
K	2096.0	S	483290	7098014	1.4	4.0	0.8	5.7	5.9	42.6	---	---	0
L	2155.0	S	483380	7100563	2.1	3.5	0.8	3.4	4.3	20.1	---	---	11
M	2233.0	S	483377	7104025	0.8	3.4	1.1	4.8	9.7	24.6	---	---	0
N	2248.1	B?	483370	7104704	2.2	4.6	1.7	5.6	13.0	23.8	---	---	11
O	2258.6	D	483372	7105138	1.9	4.2	1.6	5.1	9.4	30.4	1.7	31	0
P	2304.0	S	483427	7107012	1.5	2.1	1.5	3.1	5.7	19.1	---	---	11
Q	2335.1	S?	483508	7108387	1.6	4.4	1.2	7.2	15.4	37.9	1.4	24	11
R	2342.4	B?	483469	7108691	2.2	1.6	1.0	2.9	2.8	13.9	---	---	11
S	2356.5	S?	483426	7109301	2.5	5.8	0.9	6.8	6.9	53.6	---	---	8
T	2362.0	B?	483423	7109560	1.9	0.4	3.2	4.8	5.6	32.7	---	---	0
U	2367.9	B?	483431	7109841	2.6	1.6	4.2	1.4	5.3	14.7	---	---	0
V	2389.2	S	483426	7110830	0.7	2.2	1.4	3.6	7.5	15.0	---	---	11
W	2402.2	S?	483422	7111386	1.2	2.0	0.8	4.1	2.7	34.4	---	---	11
X	2414.6	B?	483466	7111875	2.2	3.4	0.3	0.4	0.9	4.5	2.1	57	0
Y	2421.5	B?	483491	7112122	1.8	3.9	2.7	9.2	16.0	47.7	---	---	0
Z	2425.4	B	483507	7112264	3.6	5.1	1.5	5.7	17.1	31.2	2.8	54	11
AA	2433.4	B	483558	7112580	2.9	5.7	2.5	8.3	17.9	40.0	1.6	57	0
AB	2450.6	S?	483592	7113373	1.4	5.5	1.0	6.0	11.6	31.4	1.0	16	12
AC	2460.1	S?	483542	7113834	0.2	4.0	1.0	1.8	4.8	8.5	0.4	0	0
AD	2466.6	B?	483530	7114140	3.3	5.4	1.7	5.6	12.2	31.8	2.2	53	0
AE	2473.6	B?	483522	7114446	1.6	1.5	1.1	0.4	2.4	5.7	3.6	79	10
AF	2492.3	S	483524	7115288	1.0	5.2	1.2	8.8	7.2	61.1	---	---	11
AG	2507.1	B?	483517	7115995	20.1	4.6	11.9	3.3	10.8	26.7	73.2	21	0
AH	2515.7	M	483499	7116404	5.1	2.1	14.4	8.3	12.7	14.6	---	---	1540
AI	2519.9	D	483498	7116588	32.1	5.9	71.3	6.1	67.2	38.9	94.6	32	0
AJ	2523.6	B?	483507	7116748	19.2	12.6	27.9	14.8	62.8	85.5	15.2	23	0
AK	2527.6	D	483521	7116917	6.2	14.2	8.9	14.8	52.0	57.2	2.5	16	0
AL	2531.6	B?	483536	7117082	0.1	7.5	9.3	11.7	45.4	66.1	---	---	0
AM	2570.1	D	483584	7118771	1.1	5.1	1.1	5.3	9.2	23.4	0.8	16	0
AN	2573.2	B	483570	7118921	5.2	5.3	2.7	6.4	16.3	20.7	---	---	0
AO	2594.9	B	483547	7119852	5.3	6.5	8.4	12.5	33.5	24.4	4.0	29	11
AP	2598.0	B?	483555	7119998	5.3	6.5	7.5	11.6	30.8	24.3	---	---	0
AQ	2618.4	D	483578	7120901	1.3	10.1	1.7	10.5	21.9	57.1	---	---	39
AR	2711.5	D	483558	7124309	2.7	1.7	0.5	0.5	0.6	2.4	---	---	69
AS	2728.6	D	483631	7125049	1.3	4.2	0.2	2.8	5.9	13.6	1.1	16	0
AT	2732.5	B?	483658	7125219	0.8	1.4	0.5	1.1	6.7	9.1	---	---	0
LINE 11490													
A	3890.0	B	483572	7085390	6.0	6.7	9.1	12.8	35.6	12.3	4.7	30	10
B	3863.5	D	483636	7086605	1.7	2.2	0.5	1.5	0.2	7.9	2.6	73	0
C	3820.4	D	483610	7088143	4.2	2.5	1.6	1.8	5.8	10.9	10.8	48	8
D	3800.6	S	483647	7089061	2.0	4.4	1.2	6.0	12.5	32.0	---	---	5
E	3788.9	S?	483629	7089501	0.1	3.1	0.6	3.2	2.4	20.8	---	---	8
F	3739.6	D	483680	7091417	2.5	5.4	1.6	6.2	12.5	41.0	1.9	35	3
G	3735.2	D	483701	7091568	1.7	4.4	2.0	6.5	15.7	29.5	1.5	36	0
H	3725.9	B?	483695	7091863	2.0	2.8	0.7	2.2	1.8	17.2	---	---	0

CX = COAXIAL
CP = COPLANAR

Note: EM values shown above are local amplitudes

*Estimated Depth may be unreliable because the stronger part of the conductor may be deeper or to one side of the flight line, or because of a shallow dip or magnetite/overburden effects

EM Anomaly List

Label	Fid	Interp	XUTM m	YUTM m	CX 1104 HZ Real ppm	CX 1104 HZ Quad ppm	CP 877 HZ Real ppm	CP 877 HZ Quad ppm	CP 7180 HZ Real ppm	CP 7180 HZ Quad ppm	Vertical Dike COND siemens	Vertical Dike DEPTH* m	Mag. Corr NT
LINE 11490													
I	3655.5	S	483739	7094719	1.0	6.1	3.2	8.2	8.9	60.0	---	---	0
J	3622.1	S	483667	7095833	1.2	3.9	0.4	4.4	2.1	33.7	---	---	0
K	3580.0	S	483676	7097469	0.9	3.4	0.5	5.4	4.8	36.7	---	---	0
L	3553.4	S	483680	7098537	1.3	1.1	0.2	0.4	1.1	4.5	---	---	0
M	3500.0	S	483750	7100636	1.8	1.7	1.6	3.1	2.2	2.5	---	---	8
N	3460.8	S	483743	7102023	1.9	6.3	3.7	10.3	22.2	37.5	1.3	20	8
O	3449.2	S	483738	7102476	0.9	3.1	0.7	5.5	5.0	29.2	---	---	0
P	3424.9	S	483732	7103223	1.5	3.3	2.3	7.1	18.7	24.8	---	---	0
Q	3391.0	B?	483772	7104394	0.6	3.1	4.1	4.4	2.8	29.6	---	---	0
R	3377.9	B?	483766	7104894	1.8	3.9	1.7	7.0	20.9	28.1	---	---	0
S	3373.6	B?	483763	7105061	1.6	5.2	2.3	6.2	18.5	24.0	1.2	12	0
T	3335.5	S?	483786	7106533	1.4	3.5	1.0	6.5	17.5	67.5	1.5	45	20
U	3325.3	B?	483785	7106923	2.0	0.6	3.6	6.4	15.9	1.1	24.7	67	7
V	3320.5	S?	483783	7107114	1.9	4.4	2.1	7.2	16.9	39.8	1.7	27	0
W	3313.8	S?	483777	7107364	2.8	7.0	2.7	9.9	15.8	56.1	1.8	26	0
X	3270.4	B?	483849	7109190	0.8	2.2	0.0	4.1	7.5	33.4	---	---	0
Y	3255.4	B?	483890	7109740	0.7	2.0	1.2	1.7	6.3	5.7	---	---	0
Z	3250.1	D	483895	7109975	1.6	0.5	0.3	1.3	0.2	16.5	18.7	86	0
AA	3239.8	B?	483878	7110406	2.7	1.9	0.7	2.4	6.7	2.6	7.4	65	8
AB	3228.6	B?	483824	7110855	2.4	4.6	2.1	3.8	5.4	27.8	1.6	66	8
AC	3223.2	D	483796	7111077	4.8	7.0	7.6	10.4	21.3	69.3	3.0	47	0
AD	3219.0	D	483778	7111251	3.9	5.9	7.1	7.1	14.1	46.0	2.6	50	8
AE	3200.5	B?	483752	7112053	5.3	4.1	4.0	9.1	22.8	55.8	8.0	35	8
AF	3194.1	B?	483784	7112294	2.1	11.5	2.8	19.1	18.0	120.1	0.9	11	0
AG	3187.9	B?	483812	7112513	1.1	4.5	2.2	6.1	3.7	39.0	0.9	33	8
AH	3165.2	D	483898	7113297	1.9	12.2	3.2	19.9	42.8	118.5	0.7	6	0
AI	3159.3	B?	483914	7113510	0.6	5.3	1.4	10.0	13.6	59.5	0.5	7	0
AJ	3149.5	B?	483919	7113894	1.7	1.1	1.0	3.9	0.4	6.9	---	---	0
AK	3146.4	B?	483922	7114029	0.9	4.2	1.8	4.0	10.4	21.3	---	---	8
AL	3141.3	B?	483927	7114250	0.8	2.8	1.5	2.6	5.5	11.4	1.0	18	0
AM	3130.0	B?	483926	7114716	1.9	3.3	0.3	3.7	1.7	27.0	1.6	71	0
AN	3121.7	B?	483926	7115026	6.2	18.6	11.5	26.8	19.4	189.4	2.0	20	0
AO	3119.3	B?	483923	7115115	5.7	8.2	10.1	11.9	12.4	64.2	3.2	54	0
AP	3116.0	M	483918	7115234	5.2	0.6	9.1	4.5	5.5	23.3	---	---	46
AQ	3112.8	D	483911	7115344	1.8	0.6	10.1	0.5	0.1	5.9	18.7	89	0
AR	3097.3	B	483858	7115863	16.8	11.3	35.9	8.9	50.6	73.0	14.1	31	0
AS	3093.0	D	483849	7116023	17.8	13.2	37.1	10.0	44.2	73.9	12.5	28	0
AT	3087.0	M	483845	7116233	10.1	1.1	18.9	3.2	22.5	4.4	---	---	0
AU	3080.1	D	483845	7116462	6.8	13.6	33.7	13.2	27.8	112.4	2.9	29	8
AV	3071.9	D	483835	7116761	3.3	5.9	4.0	5.6	20.4	22.5	1.9	48	0
AW	3069.4	D	483831	7116865	2.8	5.5	3.4	2.5	13.1	6.8	1.6	49	0
AX	3065.3	B?	483833	7117046	0.0	5.4	0.2	5.5	5.1	32.0	0.4	0	30
AY	3008.6	B?	483951	7119088	1.5	1.5	0.7	1.6	2.5	9.1	---	---	23
AZ	2987.3	S?	483948	7119866	0.0	2.8	1.5	6.2	16.5	25.8	0.4	0	108
BA	2975.8	S?	483963	7120290	1.8	0.7	0.9	3.6	13.2	16.0	---	---	0
BB	2837.3	D	484018	7125057	3.1	8.0	5.6	5.6	6.7	40.2	1.8	26	8

CX = COAXIAL
CP = COPLANAR

Note: EM values shown above are local amplitudes

*Estimated Depth may be unreliable because the stronger part of the conductor may be deeper or to one side of the flight line, or because of a shallow dip or magnetite/overburden effects

JOB 659

EM Anomaly List

Label	Fid	Interp	XUTM m	YUTM m	CX 1104 HZ Real ppm	CX 1104 HZ Quad ppm	CP 877 HZ Real ppm	CP 877 HZ Quad ppm	CP 7180 HZ Real ppm	CP 7180 HZ Quad ppm	Vertical COND siemens	Dike DEPTH* m	Mag. Corr NT
LINE 11490													
BC	2830.3	B?	484042	7125315	1.3	1.4	0.3	1.1	3.7	18.1	---	---	0
LINE 11500													
A	4038.5	B	484054	7085105	7.5	11.2	14.1	15.6	38.0	49.3	---	---	0
B	4103.5	B?	484002	7087785	0.5	1.4	1.3	1.0	2.5	4.9	---	---	0
C	4205.0	S?	484024	7092462	4.1	1.7	5.5	1.9	10.6	15.7	---	---	0
D	4212.0	M	484023	7092816	0.8	0.1	0.7	3.2	0.2	23.3	---	---	0
E	4251.1	S	484041	7094487	0.8	2.2	0.6	2.7	9.0	10.2	---	---	0
F	4333.1	S?	484114	7098572	2.0	6.1	2.4	9.3	19.8	54.2	1.4	22	0
G	4334.6	S?	484112	7098642	2.0	4.0	2.4	9.3	19.8	54.2	---	---	0
H	4371.0	S?	484122	7100480	1.4	3.4	0.3	4.3	6.6	29.5	---	---	12
I	4387.1	B?	484136	7101136	2.3	2.6	0.3	2.3	4.3	10.7	---	---	0
J	4406.0	S	484172	7102079	1.2	0.9	0.5	0.7	2.0	4.6	---	---	61
K	4425.0	S	484179	7102981	1.6	2.6	0.8	3.8	1.7	27.8	---	---	0
L	4465.0	S	484159	7105045	0.4	2.2	1.0	4.0	9.1	16.0	---	---	12
M	4526.5	S	484235	7107762	5.6	3.6	1.1	3.4	10.0	18.0	10.5	32	0
N	4548.8	S?	484242	7108763	0.2	4.1	2.0	5.5	14.4	25.7	---	---	0
O	4576.8	B?	484321	7110004	4.1	4.1	0.7	4.7	9.4	19.5	4.9	46	0
P	4585.8	B?	484312	7110381	1.1	1.9	1.5	0.5	0.9	2.5	---	---	12
Q	4599.6	B?	484296	7111042	1.7	2.9	2.9	4.9	1.5	28.7	---	---	12
R	4601.3	D	484292	7111131	2.7	0.6	3.3	4.7	0.4	27.9	36.0	65	12
S	4620.5	D	484206	7112091	2.2	1.2	1.5	1.3	2.3	5.4	---	---	89
T	4628.0	B?	484181	7112440	2.3	3.2	2.6	2.3	8.2	14.0	2.6	64	0
U	4633.0	B?	484214	7112679	5.1	4.9	2.0	6.7	10.7	46.1	5.6	47	0
V	4643.4	B?	484361	7113196	2.8	3.9	0.1	3.6	9.3	18.3	2.8	53	25
W	4646.6	B?	484381	7113344	5.4	1.7	0.6	3.4	4.1	0.4	---	---	0
X	4653.0	E	484366	7113640	0.4	2.5	1.2	2.6	3.8	12.3	---	---	0
Y	4657.2	B?	484339	7113853	2.0	4.7	1.0	4.2	12.1	13.6	---	---	0
Z	4660.4	B?	484321	7114010	2.7	2.5	1.8	4.5	13.3	15.9	4.8	60	0
AA	4665.7	B?	484305	7114274	0.5	4.2	1.8	5.2	3.8	36.1	---	---	0
AB	4675.4	B?	484287	7114704	1.1	4.8	1.0	5.7	10.7	34.1	0.8	17	0
AC	4699.2	D	484265	7115849	2.3	5.9	3.0	1.2	6.0	7.6	1.6	23	0
AD	4711.4	B?	484307	7116503	2.7	2.1	2.4	1.9	1.2	7.7	---	---	12
AE	4716.0	B	484329	7116754	0.2	3.5	1.5	3.9	10.0	9.1	---	---	0
AF	4723.1	B?	484349	7117114	2.7	0.9	0.3	0.8	0.0	1.3	---	---	0
AG	4740.1	S?	484351	7117787	2.2	0.6	0.4	0.0	1.1	6.5	---	---	0
AH	4750.0	S	484328	7118282	0.3	2.1	0.9	2.6	5.2	17.9	---	---	0
AI	4823.2	D	484334	7122183	1.6	2.6	1.4	1.5	2.2	9.7	1.6	78	0
AJ	4881.5	S	484412	7125038	0.8	3.4	1.0	3.4	4.7	22.1	---	---	0
AK	4896.5	S?	484449	7125766	1.6	5.8	0.0	6.5	1.8	50.0	---	---	0
LINE 11510													
A	5954.2	B	484389	7085324	6.0	4.5	10.0	6.2	14.6	15.5	8.4	30	0
B	5939.4	S	484390	7086084	6.4	0.0	5.4	2.6	6.8	16.2	---	---	0
C	5930.0	M	484373	7086549	0.7	1.6	0.4	1.9	0.4	13.8	---	---	10
D	5907.5	M	484416	7087629	0.2	2.5	2.6	4.8	4.7	36.6	---	---	0

CX = COAXIAL
CP = COPLANAR

Note:EM values shown above are local amplitudes

*Estimated Depth may be unreliable because the stronger part of the conductor may be deeper or to one side of the flight line, or because of a shallow dip or magnetite/overburden effects

EM Anomaly List

Label	Fid	Interp	XUTM m	YUTM m	CX 1104 HZ Real ppm	CX 1104 HZ Quad ppm	CP 877 HZ Real ppm	CP 877 HZ Quad ppm	CP 7180 HZ Real ppm	CP 7180 HZ Quad ppm	Vertical Dike COND siemens	Vertical Dike DEPTH* m	Mag. Corr NT
LINE 11510													
E	5899.5	B?	484425	7087938	1.7	1.3	0.9	1.3	2.8	6.9	5.9	78	12
F	5892.2	B?	484431	7088256	4.1	2.0	2.9	1.5	4.9	8.5	14.4	50	0
G	5873.5	S	484436	7089203	0.0	4.4	0.7	7.1	5.9	45.9	---	---	0
H	5831.8	S	484339	7090878	1.8	1.7	1.6	2.2	2.1	18.9	---	---	34
I	5812.7	E	484383	7091671	1.3	4.0	1.0	4.1	7.5	27.0	1.1	27	0
J	5776.5	M	484475	7092934	1.1	0.7	2.4	1.9	2.5	8.8	---	---	54
K	5756.4	S	484454	7093993	0.9	1.9	1.6	2.8	11.7	12.7	---	---	10
L	5747.4	S?	484480	7094478	1.8	1.0	2.7	1.9	2.1	15.2	---	---	12
M	5742.2	D	484492	7094747	2.6	6.5	1.2	4.9	12.5	27.4	---	---	2
N	5719.0	S	484542	7095811	0.0	0.7	1.2	1.5	0.5	10.4	---	---	0
O	5687.1	S	484491	7097051	2.9	1.6	1.4	3.5	3.6	22.1	---	---	0
P	5646.6	D	484485	7098577	0.6	2.8	4.0	2.6	0.2	20.4	0.8	27	12
Q	5628.7	B?	484522	7099300	2.0	2.7	3.4	2.8	5.2	13.7	2.5	71	0
R	5579.1	B?	484552	7101449	4.5	2.0	5.4	2.8	5.2	18.2	---	---	0
S	5575.0	M	484545	7101595	0.6	1.3	1.4	2.9	0.7	17.8	---	---	0
T	5561.3	S?	484521	7102143	0.1	3.0	1.7	2.3	3.3	21.7	---	---	12
U	5510.7	B?	484598	7104023	7.3	2.4	14.9	0.5	13.2	12.5	30.6	51	0
V	5505.0	M	484581	7104200	0.4	0.4	0.6	1.5	0.9	8.2	---	---	0
W	5488.5	S?	484566	7104787	4.8	3.1	2.2	2.0	4.3	13.4	---	---	19
X	5479.7	B?	484578	7105164	0.4	5.7	1.0	5.9	4.4	44.4	---	---	0
Y	5437.0	B?	484543	7107039	1.3	2.1	0.4	1.3	2.4	11.9	1.7	92	0
Z	5392.1	B?	484635	7109092	1.2	2.9	1.7	2.7	2.1	20.7	---	---	12
AA	5385.9	D	484645	7109364	1.8	1.2	0.1	0.5	1.9	5.3	7.3	82	0
AB	5378.0	B?	484669	7109694	5.1	1.7	4.4	0.7	4.2	6.7	---	---	0
AC	5369.5	D	484665	7110080	2.8	4.2	2.9	9.5	24.7	60.5	---	---	12
AD	5366.8	D	484657	7110206	2.8	9.9	5.6	9.5	24.7	60.5	1.4	16	12
AE	5362.7	B	484644	7110389	1.0	5.0	1.8	5.4	8.9	27.6	0.7	20	9
AF	5353.3	S?	484619	7110775	2.2	2.5	2.5	2.2	3.3	18.8	---	---	0
AG	5347.1	D	484620	7111035	0.4	1.6	1.9	2.5	2.9	22.1	---	---	5
AH	5342.8	D	484625	7111232	1.3	4.0	1.6	4.5	8.9	24.4	---	---	20
AI	5333.0	B?	484638	7111668	5.2	2.3	1.4	0.8	0.5	7.5	17.2	46	0
AJ	5325.2	B?	484652	7111996	7.8	4.0	21.2	9.6	23.7	62.8	16.4	31	0
AK	5322.4	D	484661	7112117	3.3	8.1	11.6	8.9	10.1	53.4	1.9	28	252
AL	5315.0	D	484685	7112404	5.3	1.3	7.2	0.6	1.5	4.1	---	---	0
AM	5298.2	S	484689	7113082	0.1	5.9	0.3	6.5	6.7	40.2	---	---	0
AN	5290.6	E	484700	7113405	3.4	0.3	0.3	3.3	7.3	24.3	118.1	88	0
AO	5285.6	D	484699	7113585	2.4	4.4	2.1	5.4	12.1	35.7	1.7	63	0
AP	5273.5	S?	484711	7114109	0.2	3.6	1.2	4.2	6.2	28.8	---	---	0
AQ	5262.0	S?	484755	7114676	2.9	3.2	0.6	3.3	2.5	22.9	3.8	59	8
AR	5235.6	D	484726	7115744	11.1	4.5	20.1	1.6	22.9	17.6	26.1	21	12
AS	5230.0	M	484672	7115962	0.5	0.1	2.0	1.1	2.2	6.5	---	---	0
AT	5223.2	B?	484609	7116200	11.7	3.1	30.3	6.0	24.7	26.0	49.8	33	0
AU	5213.3	D	484621	7116628	1.4	4.6	19.1	3.6	23.5	12.6	---	---	19
AV	5203.1	S?	484619	7117147	0.8	1.5	0.5	0.4	0.7	2.0	1.2	95	8
AW	5189.0	D	484679	7117760	1.6	5.0	1.6	5.2	11.1	39.3	1.3	25	12
AX	5185.5	D	484714	7117907	1.4	4.4	1.4	4.7	7.8	33.5	---	---	0

CX = COAXIAL
CP = COPLANAR

Note: EM values shown above are local amplitudes

*Estimated Depth may be unreliable because the stronger part of the conductor may be deeper or to one side of the flight line, or because of a shallow dip or magnetite/overburden effects

JOB 659

EM Anomaly List

Label	Fid	Interp	XUTM m	YUTM m	CX 1104 HZ Real ppm	CX 1104 HZ Quad ppm	CP 877 HZ Real ppm	CP 877 HZ Quad ppm	CP 7180 HZ Real ppm	CP 7180 HZ Quad ppm	Vertical Dike COND siemens	Vertical Dike DEPTH* m	Mag. Corr NT
LINE 11510													
AY	5179.2	D?	484772	7118181	0.6	2.0	0.8	1.0	0.8	5.7	1.0	40	0
AZ	5151.7	B?	484775	7119380	1.9	1.4	1.7	1.5	2.3	9.3	---	---	0
BA	5103.0	M	484736	7121476	0.3	1.2	3.2	1.5	3.1	8.9	---	---	56
BB	5087.8	D	484738	7121958	2.6	3.1	5.2	1.7	4.5	14.3	3.3	65	0
BC	4998.0	B?	484825	7124715	0.2	2.5	0.3	3.8	6.3	36.7	---	---	12
LINE 11520													
A	6050.0	S	484781	7085962	2.0	3.3	1.4	4.4	1.6	30.5	---	---	0
B	6083.4	E	484823	7087446	3.0	2.1	6.8	0.4	4.5	2.4	7.5	53	0
C	6088.8	S?	484826	7087682	0.1	1.5	5.7	1.8	2.6	13.1	---	---	95
D	6102.1	S?	484842	7088389	1.0	1.7	0.0	1.9	5.2	18.7	---	---	0
E	6133.0	S	484829	7089974	1.3	1.1	5.0	1.6	3.9	8.5	---	---	77
F	6140.8	S?	484832	7090410	0.1	3.4	6.9	2.0	8.4	12.2	---	---	7
G	6175.0	S	484891	7092103	1.1	4.5	1.0	6.5	10.8	46.5	---	---	7
H	6182.2	E	484894	7092494	1.5	3.2	1.8	5.8	7.6	35.2	---	---	7
I	6228.8	B	484863	7094811	2.3	3.5	3.4	4.2	7.6	17.6	---	---	7
J	6232.9	B?	484859	7095000	3.9	4.1	4.1	3.1	12.2	17.6	4.6	51	7
K	6270.0	S	484943	7096737	0.7	2.0	0.7	2.1	1.6	6.6	---	---	0
L	6314.9	D	484930	7099256	12.5	10.4	6.3	9.1	20.5	26.8	9.5	24	0
M	6358.0	S?	484958	7101154	1.4	1.9	0.0	1.7	0.2	12.4	---	---	0
N	6375.0	S	484963	7101894	1.1	2.8	0.9	2.2	0.2	19.2	---	---	7
O	6396.0	M	484949	7102930	2.4	0.3	5.8	0.7	0.2	5.8	---	---	551
P	6423.0	S	485004	7104362	0.2	1.1	1.6	1.1	5.4	14.3	---	---	0
Q	6455.0	S	484988	7106114	0.5	1.9	0.6	2.2	4.0	17.0	---	---	0
R	6497.9	S	485069	7108013	4.4	1.9	0.1	2.2	2.5	13.0	---	---	0
S	6516.2	B?	485156	7108944	2.2	1.5	0.5	0.5	2.0	2.4	---	---	0
T	6532.6	B?	485056	7109570	2.5	3.1	4.3	3.1	10.2	19.2	---	---	7
LINE 11521													
A	402.4	B?	485060	7110099	1.7	1.1	0.9	0.7	0.7	4.1	7.1	73	8
B	423.1	B?	485084	7110900	4.7	0.0	0.5	0.3	0.3	0.9	---	---	6
C	440.0	S?	485084	7111512	2.1	5.6	1.3	6.9	6.2	49.0	---	---	0
D	473.3	B?	485079	7112630	1.7	10.3	3.9	10.3	22.9	52.2	0.7	5	11
E	481.4	B?	485089	7112957	3.6	3.7	0.2	5.5	17.1	21.3	---	---	3
F	489.2	B?	485096	7113196	1.3	0.8	0.7	0.1	0.3	0.9	---	---	0
G	499.9	S?	485100	7113524	0.0	3.8	1.3	3.3	6.4	24.8	---	---	11
H	516.9	S?	485120	7114169	6.2	2.8	1.9	1.7	1.8	10.0	---	---	0
I	550.7	D	485116	7115402	1.3	3.6	0.7	3.8	4.7	22.3	---	---	0
J	554.0	B?	485117	7115552	1.6	3.4	1.3	3.5	9.1	21.0	---	---	11
K	572.0	B?	485119	7116246	1.1	12.2	3.0	18.1	22.5	102.2	---	---	0
L	575.2	D	485120	7116379	0.5	5.5	1.3	17.2	20.9	91.7	0.4	0	17
M	587.5	S?	485142	7116796	0.3	1.5	0.8	1.2	2.2	10.5	---	---	0
N	595.8	D	485157	7117066	2.2	3.9	1.3	2.0	3.4	16.8	1.7	61	0
O	604.8	B?	485161	7117373	0.5	3.0	0.1	3.8	8.5	27.0	---	---	0
P	654.0	S	485138	7119296	1.4	1.6	1.6	1.7	1.5	17.2	---	---	0
Q	676.0	M	485160	7120209	1.6	0.5	0.1	0.9	0.4	6.6	---	---	15

CX = COAXIAL
CP = COPLANAR

Note:EM values shown above are local amplitudes

*Estimated Depth may be unreliable because the stronger part of the conductor may be deeper or to one side of the flight line, or because of a shallow dip or magnetite/overburden effects

EM Anomaly List

Label	Fid	Interp	XUTM m	YUTM m	CX 1104 HZ Real ppm	CX 1104 HZ Quad ppm	CP 877 HZ Real ppm	CP 877 HZ Quad ppm	CP 7180 HZ Real ppm	CP 7180 HZ Quad ppm	Vertical Dike COND siemens	Vertical Dike DEPTH* m	Mag. Corr NT
LINE 11521													
R	697.0	S?	485131	7121104	0.1	2.3	3.1	3.0	0.8	20.0	---	---	39
S	713.0	B?	485163	7121686	2.4	1.9	1.5	0.3	2.0	0.9	---	---	0
T	757.5	S?	485270	7123524	4.2	3.1	1.7	3.1	4.2	21.9	---	---	0
U	763.3	S?	485244	7123730	0.5	2.6	1.3	1.6	1.0	13.6	---	---	0
V	777.5	B?	485191	7124257	59.1	2.5	159.0	10.4	131.7	10.5	999.0	21	0
W	787.5	B?	485187	7124641	0.0	3.0	2.6	1.9	7.2	8.0	---	---	11
X	792.3	B?	485176	7124853	1.8	3.9	1.9	2.9	10.3	12.0	---	---	0
Y	814.7	D	485249	7125847	3.7	4.9	1.7	5.4	12.4	24.0	---	---	0
LINE 11530													
A	2087.6	S?	485163	7086304	0.7	1.6	2.0	1.3	3.0	11.3	---	---	0
B	2076.5	S	485199	7086819	0.8	1.6	1.5	1.1	2.4	12.4	---	---	6
C	1984.6	B?	485107	7090042	1.6	2.5	1.1	2.8	1.3	17.8	1.9	77	0
D	1960.7	D	485193	7090731	0.0	7.0	0.8	6.5	4.9	45.7	---	---	10
E	1953.9	D	485278	7090958	3.7	1.9	3.8	4.6	6.8	14.2	12.5	63	2
F	1950.0	B?	485311	7091066	10.4	3.8	15.6	3.4	9.8	23.0	29.6	40	10
G	1942.0	B?	485318	7091263	3.2	5.1	6.4	7.1	4.8	40.2	---	---	47
H	1937.9	B?	485312	7091376	3.3	2.7	17.6	1.0	10.4	6.8	6.0	63	10
I	1917.2	S	485252	7092059	0.6	2.5	1.6	7.0	11.0	44.9	---	---	0
J	1884.7	B?	485204	7093010	0.1	3.1	0.0	1.7	0.1	10.9	---	---	0
K	1865.0	S	485274	7093679	3.2	2.8	4.0	3.4	3.4	24.7	---	---	0
L	1826.0	B	485275	7095198	7.1	1.3	0.7	2.9	12.6	24.4	55.0	56	10
M	1821.4	D	485261	7095379	4.5	8.0	4.9	3.0	8.1	20.5	2.2	42	0
N	1806.7	S	485203	7095919	3.5	0.4	1.4	0.1	0.2	1.0	---	---	0
O	1768.6	B?	485351	7097137	1.0	1.8	0.3	2.7	3.6	16.4	---	---	0
P	1711.3	B?	485307	7099050	0.9	0.6	1.5	0.3	6.0	1.4	---	---	0
Q	1706.7	B?	485294	7099240	3.8	5.2	4.4	8.4	15.0	29.5	---	---	0
R	1698.3	B?	485264	7099579	0.4	2.9	0.9	1.7	1.5	11.4	---	---	23
S	1664.4	S?	485276	7100548	0.0	2.2	0.1	0.8	2.6	5.7	---	---	0
T	1654.2	B?	485272	7100947	2.8	5.2	0.8	5.1	2.5	35.0	---	---	21
U	1650.6	B?	485274	7101088	0.7	5.0	0.9	4.9	2.0	32.5	---	---	10
V	1615.0	S	485349	7102324	1.1	2.6	1.2	2.6	3.7	20.3	---	---	0
W	1591.1	B?	485346	7103176	0.9	1.8	0.5	1.5	2.4	11.6	---	---	10
X	1584.1	B?	485357	7103425	1.6	3.0	0.4	1.7	0.5	12.0	---	---	12
Y	1545.0	S?	485436	7104614	1.2	2.0	1.6	2.2	0.6	14.6	---	---	10
Z	1532.7	S?	485437	7104985	4.8	1.4	2.4	1.2	1.6	8.3	---	---	0
AA	1523.3	B?	485449	7105296	3.3	1.0	3.3	0.7	5.2	3.7	---	---	0
AB	1485.6	S?	485390	7106823	0.9	4.0	0.5	3.6	2.7	24.1	---	---	0
AC	1471.0	S	485399	7107301	0.9	3.2	0.8	4.5	4.7	33.9	---	---	0
AD	1420.5	S?	485472	7109208	3.3	1.7	3.5	3.8	5.3	21.9	12.3	60	0
AE	1416.0	M	485465	7109406	0.0	7.6	3.7	7.2	9.6	47.3	---	---	12
AF	1411.3	B?	485463	7109594	4.0	7.6	5.1	6.7	9.6	45.5	1.9	50	10
AG	1400.5	B?	485454	7109943	0.5	1.2	2.3	2.2	0.2	14.2	---	---	0
AH	1374.6	D	485437	7110873	4.0	6.5	6.7	6.1	29.1	29.8	2.4	40	10
AI	1368.7	D	485437	7111146	13.3	3.4	27.7	2.1	27.0	13.6	54.9	26	0
AJ	1366.6	B?	485437	7111237	12.0	2.1	26.9	1.5	24.8	6.6	72.7	54	10

CX = COAXIAL
CP = COPLANAR

Note: EM values shown above are local amplitudes

*Estimated Depth may be unreliable because the stronger part of the conductor may be deeper or to one side of the flight line, or because of a shallow dip or magnetite/overburden effects

JOB 659

EM Anomaly List

Label	Fid	Interp	XUTM m	YUTM m	CX 1104 HZ Real ppm	CX 1104 HZ Quad ppm	CP 877 HZ Real ppm	CP 877 HZ Quad ppm	CP 7180 HZ Real ppm	CP 7180 HZ Quad ppm	Vertical Dike COND siemens	Vertical Dike DEPTH* m	Mag. Corr NT
LINE 11530													
AK	1351.9	B?	485474	7111779	6.1	1.1	11.3	3.4	10.1	21.0	53.3	64	0
AL	1347.9	B?	485490	7111933	4.1	4.5	9.8	4.5	7.0	26.3	4.2	52	10
AM	1346.0	M	485500	7112011	2.8	2.6	3.2	4.4	5.6	23.7	---	---	64
AN	1336.9	S?	485530	7112362	4.5	8.7	1.6	12.0	8.7	82.4	1.9	52	0
AO	1325.4	B?	485523	7112847	1.6	4.7	0.9	5.5	2.3	43.2	---	---	12
AP	1312.2	B?	485500	7113349	0.4	4.0	1.9	3.8	12.3	21.8	0.5	5	0
AQ	1301.0	M	485491	7113709	2.6	2.1	5.2	3.6	7.1	19.4	---	---	45
AR	1296.0	M	485480	7113911	1.7	3.5	4.9	3.9	2.4	23.8	---	---	97
AS	1294.0	S?	485477	7113999	1.7	3.5	2.1	3.9	4.5	23.8	---	---	0
AT	1260.9	S	485501	7115142	0.8	6.5	1.0	9.3	15.5	54.8	0.5	4	0
AU	1242.6	B?	485570	7115841	5.8	5.4	0.6	7.6	11.8	47.4	---	---	0
AV	1236.2	B?	485560	7116090	1.0	5.5	4.1	4.5	13.9	20.9	0.7	11	0
AW	1227.1	B?	485561	7116484	1.7	7.2	1.4	8.2	0.4	57.9	1.0	22	0
AX	1224.0	D	485556	7116613	3.0	5.9	2.8	4.2	3.5	33.8	1.6	66	0
AY	1211.5	M	485538	7117153	1.7	3.0	1.4	4.6	2.0	30.9	---	---	0
AZ	1190.0	M	485498	7118007	0.0	1.0	0.1	4.3	2.6	29.9	---	---	2
BA	1174.5	D	485500	7118627	4.7	4.1	12.2	7.0	9.8	25.7	---	---	0
BB	1168.5	M	485489	7118848	1.3	0.0	2.2	0.4	4.3	13.3	---	---	25
BC	1160.0	S	485506	7119120	2.4	2.5	5.1	3.5	5.3	24.8	---	---	1
BD	1127.0	M	485592	7120069	1.0	0.4	1.6	0.6	1.5	0.7	---	---	10
BE	1116.0	M	485600	7120413	2.6	0.1	5.0	0.3	3.5	1.8	---	---	0
BF	1106.0	M	485595	7120763	4.0	1.3	0.2	1.6	0.9	6.1	---	---	31
BG	1093.5	B?	485607	7121220	0.7	3.8	1.7	4.8	2.5	34.7	---	---	28
BH	1032.5	D	485668	7123342	1.9	1.3	2.1	1.7	1.8	12.6	---	---	0
BI	1029.9	D	485667	7123425	0.4	2.8	1.3	1.7	2.8	12.6	0.6	16	0
BJ	1010.0	B?	485672	7123946	3.6	2.9	3.3	3.3	8.0	27.2	---	---	0
BK	1005.0	B?	485680	7124050	4.3	1.8	8.7	2.1	8.7	15.9	---	---	12
BL	983.5	D	485659	7124337	4.6	3.0	2.6	1.9	8.0	12.5	9.3	52	0
BM	972.0	D	485657	7124730	1.0	4.7	0.5	5.9	3.4	47.4	0.8	26	10
BN	968.9	D	485654	7124812	1.2	3.4	1.4	1.7	1.0	21.5	1.2	47	10
BO	961.9	D	485658	7124996	1.3	2.0	0.7	2.2	1.1	12.9	---	---	0
BP	946.8	S?	485679	7125447	2.5	3.7	0.7	5.0	4.4	28.8	2.3	71	8
LINE 11540													
A	2220.4	S	485570	7085875	6.2	3.1	0.5	3.7	1.0	30.1	---	---	0
B	2247.9	S?	485599	7086947	2.9	1.8	1.6	1.0	2.7	6.0	---	---	0
C	2290.0	S	485588	7088509	2.3	1.6	1.2	1.7	1.8	14.8	---	---	8
D	2357.7	B?	485684	7091544	1.4	3.4	2.0	4.0	9.9	23.2	---	---	0
E	2360.0	B?	485690	7091647	3.2	2.7	2.7	4.0	9.9	23.5	---	---	0
F	2377.3	S?	485739	7092384	1.2	1.0	1.6	1.9	3.2	9.2	---	---	8
G	2405.0	S	485696	7093667	3.3	1.7	1.4	1.9	2.3	10.4	---	---	0
H	2432.0	S?	485731	7094555	1.6	1.0	0.0	3.0	0.4	17.0	---	---	0
I	2450.0	B	485705	7095251	4.9	1.8	3.9	3.0	6.2	8.9	---	---	0
J	2458.6	D	485689	7095561	2.1	3.8	1.5	2.8	12.9	19.2	1.7	62	0
K	2488.0	S	485720	7096573	1.6	3.4	0.9	3.8	3.7	27.9	---	---	0
L	2551.7	D	485709	7099147	3.3	7.0	2.0	6.5	13.7	31.0	2.1	21	8

CX = COAXIAL
CP = COPLANAR

Note: EM values shown above are local amplitudes

*Estimated Depth may be unreliable because the stronger part of the conductor may be deeper or to one side of the flight line, or because of a shallow dip or magnetite/overburden effects

JOB 659

EM Anomaly List

Label	Fid	Interp	XUTM m	YUTM m	CX 1104 HZ Real ppm	CX 1104 HZ Quad ppm	CP 877 HZ Real ppm	CP 877 HZ Quad ppm	CP 7180 HZ Real ppm	CP 7180 HZ Quad ppm	Vertical Dike COND siemens	Vertical Dike DEPTH* m	Mag. Corr NT
LINE 11540													
M	2576.2	S?	485727	7099990	2.4	1.8	0.7	1.8	0.2	13.8	---	---	0
N	2608.5	B?	485739	7101202	0.4	1.5	0.1	1.3	1.0	9.3	---	---	249
O	2646.0	B?	485808	7102527	1.5	4.0	1.0	3.7	3.6	23.0	1.4	34	0
P	2705.0	S	485773	7104944	0.9	2.0	1.5	3.0	1.1	24.1	---	---	8
Q	2765.0	S	485820	7106735	2.3	1.2	0.3	1.2	1.4	8.5	---	---	8
R	2786.7	S?	485815	7107525	1.0	2.2	1.7	1.9	3.0	13.2	---	---	0
S	2811.3	E	485852	7108557	2.7	1.6	0.5	1.3	1.8	8.6	---	---	8
T	2845.0	S	485863	7109727	1.9	1.8	1.1	1.1	3.7	7.3	---	---	0
LINE 11541													
A	1569.3	B?	485913	7109376	1.2	1.3	1.6	1.4	1.5	7.5	---	---	0
B	1583.6	D	485908	7109855	4.5	4.0	8.1	6.1	9.1	40.0	---	---	0
C	1587.4	D	485904	7109993	3.6	3.1	5.6	6.5	12.2	40.3	---	---	11
D	1590.6	D	485901	7110118	1.0	4.4	3.2	7.7	1.0	46.3	---	---	11
E	1605.4	D	485900	7110801	1.0	2.8	0.9	2.6	1.8	21.4	1.1	46	2
F	1619.2	S?	485927	7111441	2.0	3.2	1.1	3.2	4.0	21.0	---	---	0
G	1627.0	S	485938	7111727	0.9	2.8	2.9	2.5	7.4	18.1	---	---	9
H	1654.9	B?	485906	7112769	1.8	2.3	0.4	0.2	0.3	5.2	2.5	70	0
I	1669.9	B?	485875	7113279	2.0	4.7	4.2	3.9	9.9	25.2	---	---	0
J	1676.0	M	485885	7113540	5.4	2.2	3.7	3.6	4.1	25.9	---	---	22
K	1687.3	D	485954	7114022	4.6	4.6	1.5	3.5	0.9	29.3	5.0	54	0
L	1691.5	B?	485972	7114165	0.4	4.1	1.1	6.8	7.0	47.6	---	---	0
M	1716.6	E	485959	7115137	2.3	9.3	1.5	12.5	16.4	85.6	1.1	22	0
N	1719.1	B?	485955	7115256	1.5	14.3	2.4	20.3	31.1	142.7	0.5	4	0
O	1725.1	B?	485947	7115540	0.2	1.0	0.2	1.7	1.1	24.3	---	---	56
P	1731.5	D	485933	7115815	5.2	6.3	1.4	6.2	13.9	37.5	4.0	38	0
LINE 11545													
A	2994.0	B?	485919	7115341	2.6	3.8	2.9	3.3	7.8	27.3	---	---	15
B	3003.8	B	485950	7115781	2.5	7.3	1.9	8.1	14.3	44.5	1.5	17	72
C	3017.5	B?	485995	7116257	5.3	1.5	7.7	1.5	9.0	0.1	---	---	7
D	3022.9	B?	486014	7116461	0.0	3.3	0.1	4.6	11.9	29.1	---	---	7
E	3027.5	B?	486016	7116653	4.4	1.9	7.6	3.7	6.4	23.6	---	---	7
F	3058.6	D	485936	7117914	0.9	2.7	3.6	1.2	6.1	8.3	1.1	29	6
G	3071.2	S?	485942	7118391	3.9	0.3	4.2	0.2	2.9	3.5	---	---	0
H	3131.5	D	485998	7120824	0.2	3.3	2.9	4.0	0.1	22.6	---	---	7
I	3136.2	B?	486017	7121004	0.1	2.9	2.1	4.2	1.2	30.6	---	---	0
J	3142.5	M	486038	7121257	0.3	4.0	0.2	4.9	3.0	33.6	---	---	7
K	3161.0	S	486037	7122000	0.7	1.8	0.7	3.2	3.1	23.7	---	---	6
L	3202.1	S?	486018	7123565	0.4	2.4	1.6	1.6	4.2	15.6	---	---	0
M	3219.0	B?	486018	7124332	5.4	2.1	1.4	0.8	4.4	20.0	---	---	0
N	3235.2	B?	486034	7124913	1.5	1.7	0.5	7.1	5.2	52.0	3.0	84	3
O	3241.3	B?	486042	7125142	1.2	1.8	0.5	1.3	5.3	7.6	---	---	1
P	3248.1	B?	486057	7125425	1.2	4.8	2.1	5.7	8.1	23.8	0.9	24	0

CX = COAXIAL
CP = COPLANAR

Note:EM values shown above are local amplitudes

*Estimated Depth may be unreliable because the stronger part of the conductor may be deeper or to one side of the flight line, or because of a shallow dip or magnetite/overburden effects

JOB 659

EM Anomaly List

Label	Fid	Interp	XUTM m	YUTM m	CX 1104 HZ Real ppm	CX 1104 HZ Quad ppm	CP 877 HZ Real ppm	CP 877 HZ Quad ppm	CP 7180 HZ Real ppm	CP 7180 HZ Quad ppm	Vertical Dike COND siemens	Vertical Dike DEPTH* m	Mag. Corr NT
LINE 11550													
A	1636.6	B?	485876	7085864	2.8	4.2	0.8	7.8	5.0	56.7	---	---	0
B	1633.5	B?	485884	7086003	2.9	5.5	1.0	7.8	6.7	56.7	---	---	10
C	1607.2	D	486096	7087121	0.4	2.6	1.4	3.3	0.9	15.6	---	---	0
D	1604.0	D	486113	7087240	2.0	2.0	1.8	3.0	1.0	13.0	---	---	10
E	1541.6	B?	486036	7089940	0.7	3.5	0.8	2.5	1.1	16.8	---	---	10
F	1491.0	D	486143	7091761	3.2	4.9	2.9	3.1	6.7	24.0	2.4	51	0
G	1483.2	D	486152	7092004	1.1	4.4	1.0	3.5	0.2	25.2	0.9	29	0
H	1471.7	B?	486164	7092429	1.8	1.7	0.7	1.3	3.7	5.6	---	---	10
I	1426.1	S?	486009	7094294	0.5	2.1	1.3	3.5	1.5	20.5	---	---	0
J	1397.8	B?	486086	7095390	0.7	2.8	0.6	2.2	1.8	9.1	---	---	10
K	1387.5	D	486127	7095767	3.8	7.1	1.2	4.4	9.6	24.6	1.9	51	6
L	1290.0	B?	486102	7098962	0.1	4.0	1.4	6.4	9.9	36.1	---	---	0
M	1286.0	D	486109	7099093	0.9	5.8	1.2	5.9	11.4	34.4	0.6	9	10
N	1268.0	S?	486126	7099620	0.8	1.9	1.0	2.1	0.8	14.4	---	---	0
O	1228.6	S?	486124	7101261	0.7	3.3	1.8	5.4	4.5	34.8	---	---	0
P	1224.6	S?	486132	7101422	2.7	1.8	3.7	3.0	2.3	17.2	---	---	0
Q	1209.0	B?	486202	7101963	18.4	3.0	37.7	3.5	34.5	32.3	---	---	10
R	1202.5	M	486200	7102154	0.8	3.7	1.1	6.8	29.8	37.9	---	---	0
S	1173.5	M	486129	7103119	0.2	1.2	1.3	2.1	1.2	7.0	---	---	86
T	1135.0	S	486223	7104553	1.6	0.2	2.1	0.1	2.3	3.0	---	---	0
U	1112.6	B?	486227	7105401	2.7	4.1	2.1	4.0	10.5	21.4	2.3	49	0
V	1082.8	B?	486237	7106739	3.2	1.3	0.5	1.7	2.1	18.2	---	---	0
W	1059.2	B?	486228	7107791	7.8	2.7	12.0	2.2	13.0	11.7	29.2	43	10
X	1050.9	D	486220	7108124	6.3	0.8	9.5	0.6	8.5	9.0	93.8	74	0
Y	1043.5	D	486211	7108351	2.0	2.1	2.5	1.4	5.3	12.8	---	---	32
Z	1024.4	B?	486210	7109032	0.9	4.0	1.4	3.0	0.8	23.3	---	---	23
AA	1010.9	D	486242	7109588	0.6	3.1	4.4	2.4	5.4	12.2	0.8	25	0
AB	1004.0	B?	486253	7109814	1.4	3.9	3.6	3.9	2.3	23.7	---	---	0
AC	1001.7	D	486260	7109878	1.9	3.9	4.7	3.5	3.4	23.9	1.8	52	10
AD	992.9	B?	486275	7110107	2.1	4.6	1.4	5.4	9.9	44.2	---	---	0
AE	954.9	B?	486270	7111259	4.1	3.8	0.9	4.8	12.6	26.4	---	---	10
AF	951.5	B?	486275	7111377	2.7	4.5	2.1	5.0	14.1	23.7	---	---	10
AG	942.5	B?	486286	7111742	3.7	5.0	5.2	5.3	6.8	50.0	---	---	10
AH	932.0	B?	486286	7112122	3.5	5.0	3.0	5.3	0.0	35.6	2.8	60	0
AI	909.7	B?	486341	7113030	2.1	10.3	4.3	14.7	43.6	68.3	0.9	6	0
AJ	902.7	E	486313	7113340	5.5	6.8	1.9	6.6	14.2	36.1	4.0	43	0
AK	892.3	B?	486291	7113824	0.5	1.7	0.7	0.4	0.3	9.5	---	---	0
AL	888.4	B?	486299	7114005	3.3	3.7	0.5	2.7	3.7	24.2	---	---	0
AM	879.8	B?	486334	7114378	5.9	2.6	8.0	2.0	13.1	7.6	18.6	49	0
AN	872.5	M	486359	7114681	8.3	0.1	0.4	0.5	0.1	2.5	---	---	269
AO	864.0	M	486378	7115025	6.0	1.2	6.0	1.7	8.3	10.5	---	---	0
AP	855.1	D	486377	7115426	2.7	17.5	4.0	23.5	27.0	145.4	0.8	9	0
AQ	842.9	B?	486354	7115892	0.5	0.6	0.1	2.0	0.2	7.8	---	---	0
AR	831.8	B?	486344	7116224	3.3	2.7	0.9	2.5	1.2	17.9	---	---	0
AS	824.2	B?	486356	7116510	1.6	1.8	0.6	0.7	0.3	7.0	---	---	9

CX = COAXIAL
CP = COPLANAR

Note:EM values shown above are local amplitudes

*Estimated Depth may be unreliable because the stronger part of the conductor may be deeper or to one side of the flight line, or because of a shallow dip or magnetite/overburden effects

EM Anomaly List

Label	Fid	Interp	XUTM m	YUTM m	CX 1104 HZ Real ppm	CX 1104 HZ Quad ppm	CP 877 HZ Real ppm	CP 877 HZ Quad ppm	CP 7180 HZ Real ppm	CP 7180 HZ Quad ppm	Vertical Dike COND siemens	Vertical Dike DEPTH* m	Mag. Corr NT
LINE 11550													
AT	816.0	B?	486367	7116892	1.6	7.5	7.0	9.6	15.7	65.8	---	---	10
AU	813.3	B?	486369	7117019	1.0	7.4	7.1	9.6	15.7	65.8	0.6	14	15
AV	812.3	B?	486369	7117066	1.0	7.3	6.4	8.2	12.5	54.7	---	---	0
AW	805.9	D	486374	7117334	0.7	3.2	5.8	2.5	0.2	18.1	---	---	0
AX	790.3	S?	486374	7117969	0.9	3.7	1.5	3.3	1.9	26.0	---	---	0
AY	758.0	S	486396	7119351	2.3	2.8	8.6	3.0	6.8	26.5	---	---	10
AZ	750.0	M	486396	7119667	0.1	0.5	0.2	1.0	0.2	1.9	---	---	112
BA	734.7	S?	486384	7120136	7.1	1.2	12.3	0.4	9.0	8.7	---	---	0
BB	729.0	M	486385	7120302	0.5	0.5	1.0	0.6	0.6	3.0	---	---	0
BC	723.0	D	486388	7120489	2.5	1.3	4.9	1.3	2.2	5.9	10.7	76	10
BD	630.3	B?	486414	7123713	1.4	2.4	0.1	2.8	2.7	15.9	---	---	0
BE	618.1	D	486413	7124149	1.2	2.7	0.9	1.0	6.8	5.6	1.4	39	10
BF	610.8	B?	486421	7124456	0.5	6.3	0.7	9.6	8.4	66.3	0.4	5	0
BG	602.9	B?	486430	7124778	0.4	1.8	0.2	0.7	0.4	7.3	---	---	0
BH	594.2	D	486443	7125127	3.4	6.2	3.0	7.5	21.6	33.9	1.9	47	0
LINE 11560													
A	1726.6	B?	486333	7085171	2.1	3.4	2.0	4.4	13.3	25.6	0.4	0	12
B	1728.0	D	486328	7085249	2.7	5.2	1.9	4.4	13.3	27.9	---	---	10
C	1750.0	S	486352	7086385	2.3	3.7	1.1	6.3	8.0	42.1	---	---	0
D	1799.8	D	486470	7088684	1.9	2.3	0.5	1.0	1.4	7.9	2.7	67	10
E	1822.0	S?	486469	7089731	2.4	3.6	0.8	3.8	4.7	26.0	---	---	10
F	1854.8	B?	486447	7091127	0.5	5.2	0.5	6.0	2.6	45.1	---	---	0
G	1873.8	S	486426	7092020	3.0	0.4	1.9	1.2	2.6	3.9	---	---	0
H	1888.1	B?	486446	7092666	1.3	5.2	6.5	4.9	8.8	36.1	---	---	0
I	1897.3	B?	486470	7093062	0.7	0.1	3.2	3.0	5.5	16.1	---	---	16
J	1966.0	B	486489	7095740	1.4	4.4	3.6	6.5	10.6	21.3	---	---	10
K	1970.0	D	486490	7095959	2.8	7.5	3.7	6.5	13.1	28.4	1.7	19	0
L	1979.1	B?	486502	7096454	2.4	2.1	0.1	2.6	4.4	13.5	---	---	42
M	2009.4	B?	486516	7098081	3.4	0.3	0.8	0.6	1.1	9.0	---	---	0
N	2033.5	D	486530	7099072	2.0	2.0	0.4	1.9	2.0	10.4	3.8	54	10
O	2038.0	B?	486533	7099266	3.0	2.4	1.1	2.4	7.7	12.7	---	---	0
P	2078.3	S	486598	7101126	4.8	0.5	0.9	4.3	0.9	29.8	---	---	0
Q	2109.0	S?	486625	7102509	2.8	2.5	2.2	8.5	2.2	17.5	---	---	794
R	2120.0	S?	486618	7103059	0.0	2.3	2.0	3.7	2.4	18.1	---	---	271
S	2138.2	B?	486595	7103986	2.8	0.7	0.5	0.0	0.7	2.3	---	---	10
T	2160.0	M	486597	7104995	0.6	2.1	1.8	3.0	1.4	17.5	---	---	0
U	2168.8	B?	486591	7105368	0.3	7.6	1.6	10.2	10.5	67.2	---	---	0
V	2176.0	D?	486589	7105668	8.0	1.9	3.4	3.7	5.9	8.8	52.1	39	10
W	2223.6	B?	486742	7107617	2.0	2.2	0.5	2.2	2.9	13.1	---	---	10
X	2229.0	B?	486722	7107832	1.2	2.9	1.4	3.9	9.1	21.4	---	---	0
Y	2232.0	B?	486711	7107931	3.4	1.9	2.1	3.9	7.8	21.4	---	---	0
Z	2240.0	M	486684	7108184	0.1	0.8	4.3	1.6	0.4	6.8	---	---	0
AA	2242.7	D	486677	7108273	4.7	2.7	5.3	0.9	3.8	8.5	11.8	49	0
AB	2268.8	B?	486669	7109363	2.6	2.1	2.2	1.6	2.0	8.6	---	---	0
AC	2274.1	B?	486675	7109601	0.6	3.2	1.5	3.4	5.5	21.7	---	---	0

CX = COAXIAL
CP = COPLANAR

Note: EM values shown above are local amplitudes

*Estimated Depth may be unreliable because the stronger part of the conductor may be deeper or to one side of the flight line, or because of a shallow dip or magnetite/overburden effects

JOB 659

EM Anomaly List

Label	Fid	Interp	XUTM m	YUTM m	CX 1104 HZ Real ppm	CX 1104 HZ Quad ppm	CP 877 HZ Real ppm	CP 877 HZ Quad ppm	CP 7180 HZ Real ppm	CP 7180 HZ Quad ppm	Vertical Dike COND siemens	Vertical Dike DEPTH* m	Mag. Corr NT
LINE 11560													
AD	2280.5	B?	486676	7109890	1.5	0.8	0.5	0.2	0.1	3.6	---	---	0
AE	2300.5	D	486692	7110864	4.4	4.0	5.9	5.7	9.4	40.8	5.8	48	0
AF	2320.0	B?	486723	7111829	1.1	3.6	2.4	2.8	7.8	7.3	---	---	10
AG	2329.0	B?	486712	7112213	0.1	6.0	0.1	9.9	0.8	81.1	---	---	0
AH	2334.4	B?	486701	7112420	1.1	1.8	0.7	0.6	10.8	2.4	---	---	0
AI	2338.1	B?	486699	7112561	2.5	6.4	2.4	5.4	4.1	36.1	1.7	25	0
AJ	2341.8	B?	486701	7112696	5.5	4.7	1.4	3.5	6.8	15.1	6.7	46	10
AK	2346.9	B?	486702	7112899	1.4	5.5	2.1	6.6	6.2	37.2	1.0	25	2
AL	2355.5	S?	486710	7113281	0.3	15.7	0.6	22.5	29.4	139.7	0.4	9	2
AM	2376.7	B?	486704	7114297	4.0	1.9	3.6	2.8	8.3	21.8	14.6	42	10
AN	2379.5	B?	486709	7114427	2.7	0.1	3.6	2.2	7.7	10.4	---	---	0
AO	2391.8	B?	486755	7114932	3.6	3.3	4.4	5.2	14.9	28.5	---	---	0
AP	2430.4	D?	486749	7116370	2.2	1.0	1.5	0.3	0.1	5.5	---	---	10
AQ	2436.1	D	486732	7116652	1.1	3.0	0.3	2.7	3.6	21.0	1.2	33	7
AR	2462.7	B?	486750	7117836	5.6	1.8	1.2	1.2	0.3	11.5	---	---	10
AS	2466.4	B?	486749	7117949	0.8	2.9	0.1	2.9	0.4	20.0	---	---	0
AT	2479.0	M	486757	7118323	1.4	1.5	1.0	3.1	0.3	17.5	---	---	10
AU	2536.8	S	486822	7120280	2.9	1.4	1.0	1.7	1.4	11.4	---	---	0
AV	2568.3	S?	486820	7121879	3.3	0.9	1.2	1.3	0.8	9.2	---	---	0
AW	2618.5	S?	486825	7123810	0.1	5.7	1.7	6.5	9.7	42.4	---	---	0
AX	2626.8	S?	486828	7124219	0.5	5.8	1.3	6.0	10.4	41.5	---	---	0
AY	2645.2	D	486850	7125108	1.6	5.8	2.0	4.1	11.4	20.9	1.1	24	10
AZ	2648.8	D	486853	7125283	3.5	8.3	3.6	8.8	21.4	26.4	2.0	29	0
BA	2658.2	D	486841	7125721	1.5	10.0	5.5	12.7	18.5	64.3	0.7	0	0
LINE 11570													
A	3810.9	D	486783	7085455	4.3	17.8	3.5	21.5	48.9	132.2	1.4	13	10
B	3806.4	B?	486776	7085649	0.9	3.4	0.9	3.9	3.9	22.1	---	---	5
C	3794.9	S?	486758	7086141	0.0	4.2	1.2	5.1	4.0	31.2	---	---	0
D	3775.4	S	486762	7086968	2.5	1.0	0.1	0.3	1.7	9.6	---	---	6
E	3732.2	S?	486798	7088772	1.7	5.8	1.1	9.4	8.2	69.3	1.2	30	0
F	3677.5	B?	486818	7091062	0.5	4.5	1.3	4.5	0.7	32.7	0.4	11	10
G	3644.5	S?	486852	7091966	0.3	4.5	2.0	5.1	2.5	37.7	0.4	2	0
H	3632.5	M	486882	7092283	19.7	6.0	40.5	7.9	37.9	60.9	---	---	0
I	3631.0	B?	486882	7092323	19.7	6.0	40.5	7.7	37.9	59.6	---	---	10
J	3625.1	B?	486880	7092492	16.6	2.0	33.5	1.4	26.9	16.2	---	---	108
K	3621.0	M	486876	7092614	0.1	2.3	2.2	5.4	1.2	22.6	---	---	0
L	3610.2	D	486884	7092988	8.0	0.8	12.6	4.7	18.1	31.2	138.3	52	0
M	3600.5	D	486886	7093399	1.0	5.5	2.8	5.8	7.7	34.8	0.6	22	10
N	3595.6	B?	486880	7093595	4.7	2.9	12.6	3.2	7.8	20.1	---	---	0
O	3589.4	D	486862	7093845	5.2	4.0	12.8	5.4	11.0	31.5	---	---	0
P	3586.0	M	486853	7093978	0.0	1.8	1.2	3.7	8.6	20.0	---	---	10
Q	3549.0	M	486897	7095212	3.7	0.3	4.8	1.0	6.9	6.3	---	---	0
R	3526.3	D	486903	7096011	5.9	8.4	3.6	5.4	10.0	35.1	3.3	38	0
S	3437.1	S?	486925	7098869	1.3	3.4	0.5	4.6	0.5	30.2	1.3	45	0
T	3418.8	S?	486938	7099402	1.3	3.4	0.4	3.6	8.1	24.0	---	---	10

CX = COAXIAL
CP = COPLANAR

Note: EM values shown above are local amplitudes

*Estimated Depth may be unreliable because the stronger part of the conductor may be deeper or to one side of the flight line, or because of a shallow dip or magnetite/overburden effects

EM Anomaly List

Label	Fid	Interp	XUTM m	YUTM m	CX 1104 HZ Real ppm	CX 1104 HZ Quad ppm	CP 877 HZ Real ppm	CP 877 HZ Quad ppm	CP 7180 HZ Real ppm	CP 7180 HZ Quad ppm	Vertical Dike COND siemens	Vertical Dike DEPTH* m	Mag. Corr NT
LINE 11570													
U	3408.2	S?	486938	7099804	0.6	4.7	3.1	6.4	3.1	44.7	---	---	4
V	3369.5	D	486981	7101247	0.7	9.5	1.5	14.9	29.7	96.4	0.4	1	0
W	3367.1	D	486984	7101324	1.4	9.8	1.5	13.2	27.1	84.5	0.6	7	10
X	3344.3	B?	486935	7102123	2.3	2.7	3.7	2.5	7.9	13.7	---	---	0
Y	3256.9	B?	487037	7105433	1.5	6.0	1.9	5.0	9.8	34.1	---	---	0
Z	3233.0	B?	487062	7106540	3.4	1.4	2.8	0.0	3.5	5.7	---	---	0
AA	3205.0	M	487062	7107811	1.5	0.9	3.9	1.1	2.5	3.0	---	---	41
AB	3198.4	S?	487068	7108121	1.9	5.4	7.0	4.7	11.0	33.3	---	---	0
AC	3159.8	B?	487055	7109466	0.3	2.4	2.6	2.7	3.8	16.7	---	---	0
AD	3151.3	S?	487052	7109690	1.4	5.2	2.8	5.7	3.8	45.2	---	---	0
AE	3116.3	B?	487079	7110958	1.1	5.6	2.0	10.9	9.2	78.5	---	---	10
AF	3113.9	B?	487082	7111028	0.3	8.2	0.7	10.9	9.3	78.5	0.4	6	10
AG	3111.4	B?	487086	7111099	0.6	9.0	1.8	8.5	5.4	62.7	0.4	7	10
AH	3087.1	B?	487075	7111780	2.4	3.0	0.3	4.3	3.8	28.1	3.0	74	9
AI	3074.6	E	487064	7112270	5.5	15.7	7.9	20.1	33.9	124.4	2.0	17	10
AJ	3071.2	B?	487070	7112422	4.1	15.7	8.8	20.1	33.8	124.4	1.5	17	0
AK	3068.5	M	487075	7112540	3.1	7.1	1.3	11.6	9.9	65.0	---	---	18
AL	3053.7	S?	487086	7113153	4.9	8.0	4.7	11.4	5.8	92.3	---	---	0
AM	3051.0	M	487087	7113264	0.8	9.6	0.7	14.9	1.0	114.1	---	---	0
AN	3043.6	D	487107	7113600	4.8	5.2	9.8	2.9	12.1	15.7	4.7	36	0
AO	3036.2	D	487127	7113983	9.0	4.0	11.8	2.1	18.5	12.8	20.8	36	0
AP	3032.0	M	487128	7114188	0.1	4.2	4.8	4.6	4.5	22.9	---	---	324
AQ	3028.0	B?	487129	7114366	1.0	3.7	5.0	3.7	3.1	27.7	---	---	54
AR	3023.8	B?	487127	7114540	5.4	2.4	4.5	2.1	3.9	19.2	---	---	0
AS	3012.6	D	487124	7115023	2.4	9.4	0.7	9.2	24.0	42.6	1.2	15	0
AT	3003.8	D	487131	7115432	1.1	2.0	0.8	0.3	2.5	49.5	1.4	97	0
AU	2999.0	S?	487140	7115639	0.5	7.0	1.0	8.9	8.2	56.7	---	---	0
AV	2983.7	S?	487156	7116089	0.8	4.1	1.3	5.8	4.5	42.2	---	---	10
AW	2971.7	B?	487143	7116346	4.1	1.8	5.6	0.2	4.5	0.5	17.0	61	10
AX	2953.1	B?	487104	7116798	0.4	6.6	1.2	7.0	5.2	48.1	0.4	10	0
AY	2935.6	D	487158	7117430	18.6	3.3	50.7	3.2	45.2	29.0	1.0	0	0
AZ	2932.5	B?	487161	7117569	21.3	3.0	48.6	3.0	43.8	28.0	---	---	10
BA	2930.0	M	487160	7117680	16.5	2.9	43.6	7.6	36.1	32.7	---	---	1279
BB	2891.4	B?	487136	7119284	0.4	2.8	1.7	3.1	1.0	18.0	---	---	0
BC	2810.7	B?	487225	7122040	5.7	2.2	1.0	1.0	0.7	7.7	21.5	43	0
BD	2766.3	S?	487229	7123759	1.7	5.1	0.9	6.0	11.3	33.6	---	---	10
BE	2760.8	D	487232	7123954	1.6	2.9	1.7	3.1	8.9	11.8	1.4	67	0
BF	2757.5	B?	487233	7124079	0.7	3.2	1.1	3.8	9.7	18.7	---	---	3
BG	2755.2	B?	487237	7124169	1.6	3.1	0.8	1.9	5.7	7.8	1.3	75	0
BH	2736.5	D	487280	7124912	0.4	2.9	1.2	4.0	14.7	7.9	0.5	14	0
BI	2730.6	D	487281	7125160	4.2	8.2	4.2	9.7	33.0	25.8	1.8	55	0
BJ	2725.7	B	487290	7125369	4.9	8.2	4.0	9.1	24.2	25.5	2.5	53	0
LINE 11580													
A	3884.0	M	487175	7085974	1.1	7.2	6.9	12.2	2.8	23.7	---	---	11
B	3890.0	S?	487214	7086272	10.6	3.2	15.9	2.0	24.6	35.0	0.8	0	0

CX = COAXIAL
CP = COPLANAR

Note:EM values shown above are local amplitudes

*Estimated Depth may be unreliable because the stronger part of the conductor may be deeper or to one side of the flight line, or because of a shallow dip or magnetite/overburden effects

JOB 659

EM Anomaly List

Label	Fid	Interp	XUTM m	YUTM m	CX 1104 HZ Real ppm	CX 1104 HZ Quad ppm	CP 877 HZ Real ppm	CP 877 HZ Quad ppm	CP 7180 HZ Real ppm	CP 7180 HZ Quad ppm	Vertical Dike COND siemens	Vertical Dike DEPTH* m	Mag. Corr NT
LINE 11580													
C	3899.5	S?	487239	7086686	1.7	8.4	1.4	16.5	36.9	91.4	---	---	7
D	3975.0	H	487258	7090099	4.3	1.1	0.9	1.7	4.5	9.5	---	---	0
E	3992.0	E	487260	7090824	2.2	4.4	0.9	6.5	10.4	43.4	---	---	0
F	4035.0	M	487328	7093060	1.5	6.6	0.6	9.7	7.2	50.3	---	---	43
G	4038.8	D	487326	7093247	12.1	6.5	11.2	10.7	8.8	62.7	17.7	31	7
H	4043.0	D	487314	7093456	4.2	6.2	3.3	7.2	10.4	42.7	---	---	79
I	4066.0	S	487284	7094433	1.2	3.2	0.9	4.7	3.8	31.7	---	---	0
J	4091.0	M	487302	7095410	1.9	3.2	1.0	3.7	1.8	31.8	---	---	7
K	4098.0	B	487329	7095764	3.4	4.5	13.1	3.2	11.4	15.6	---	---	0
L	4106.0	B?	487351	7096123	7.2	5.2	3.6	6.8	15.8	29.4	9.7	40	0
M	4144.0	S	487269	7097682	0.4	1.9	1.0	0.6	2.3	6.9	---	---	7
N	4154.3	E	487275	7098235	1.1	0.9	0.6	0.1	0.6	20.2	---	---	7
O	4187.2	B?	487354	7099932	2.8	1.5	1.9	1.2	3.9	3.3	---	---	0
P	4207.0	B?	487347	7100830	2.1	0.4	0.2	1.1	1.9	3.0	---	---	0
Q	4211.0	B?	487348	7101033	1.1	4.3	1.8	4.7	8.2	33.0	---	---	0
R	4221.4	B?	487382	7101612	0.7	2.5	0.3	1.4	4.2	7.5	---	---	7
S	4228.1	S	487389	7101978	6.1	2.8	2.6	5.1	4.5	35.9	---	---	0
T	4237.0	S?	487398	7102441	0.3	3.9	2.5	3.0	6.5	16.0	---	---	7
U	4251.2	S	487385	7103109	4.5	6.5	2.1	8.9	20.1	35.0	2.9	55	0
V	4282.5	S	487332	7104545	0.2	3.3	0.9	5.3	0.5	35.0	---	---	0
W	4296.0	D	487373	7105252	0.0	2.6	1.6	3.6	7.4	15.7	---	---	5
X	4301.7	B?	487368	7105529	5.3	0.3	1.9	0.1	6.0	11.6	---	---	0
Y	4342.8	S	487452	7107080	1.8	3.6	3.0	4.0	11.0	21.8	---	---	0
Z	4354.7	B?	487479	7107511	2.0	2.5	3.0	1.6	2.0	14.5	2.6	67	0
AA	4372.1	S	487470	7108229	0.3	5.2	1.8	5.9	12.1	37.5	---	---	0
AB	4407.5	S?	487505	7109987	1.7	1.4	1.1	1.3	1.0	10.4	4.8	82	0
AC	4413.2	S?	487494	7110294	3.2	1.6	1.0	1.7	1.7	14.8	---	---	3
AD	4429.9	S?	487510	7111154	3.8	1.2	0.5	2.7	2.2	17.2	---	---	0
AE	4437.5	S?	487504	7111489	1.2	2.2	1.2	0.9	4.8	4.4	---	---	0
AF	4451.4	S?	487469	7112152	3.8	5.4	7.9	7.6	11.5	49.7	---	---	12
AG	4464.7	B	487450	7112781	9.0	5.2	4.8	5.0	18.4	17.4	14.3	32	0
AH	4470.4	B?	487461	7113040	1.1	2.7	1.9	2.7	3.9	10.7	1.3	44	0
AI	4482.0	D	487494	7113542	5.1	7.8	3.0	9.9	22.2	37.9	2.8	45	0
AJ	4490.7	B?	487519	7113885	4.3	2.8	1.6	3.6	7.1	23.5	---	---	0
AK	4500.2	E	487544	7114291	1.0	11.8	0.0	15.7	33.8	88.9	0.4	4	0
AL	4512.5	D	487544	7114877	2.0	4.1	0.4	2.3	8.0	9.7	---	---	7
AM	4525.0	B?	487529	7115410	0.9	1.5	2.0	1.6	4.0	11.5	---	---	7
AN	4557.9	B?	487525	7116922	2.8	2.2	3.0	2.2	3.1	11.7	---	---	0
AO	4587.5	M	487554	7118179	1.1	1.4	2.7	2.4	2.5	11.3	---	---	0
AP	4634.1	S?	487589	7119867	0.8	8.7	1.1	11.3	2.4	79.8	---	---	6
AQ	4651.0	S?	487619	7120551	0.0	1.8	0.3	3.3	0.3	15.2	---	---	51
AR	4699.6	E	487639	7122959	0.4	2.5	0.8	3.3	2.2	28.8	---	---	0
AS	4714.8	B?	487648	7123535	2.9	3.7	0.1	3.7	0.8	27.7	---	---	0
AT	4720.7	D	487646	7123823	2.9	1.7	4.1	1.1	7.5	4.7	---	---	7
AU	4725.1	S?	487647	7124057	2.4	4.8	5.0	4.5	11.6	28.1	---	---	0
AV	4731.2	B?	487647	7124398	2.2	1.4	0.9	0.7	0.9	7.4	---	---	9

CX = COAXIAL
CP = COPLANAR

Note:EM values shown above are local amplitudes

*Estimated Depth may be unreliable because the stronger part of the conductor may be deeper or to one side of the flight line, or because of a shallow dip or magnetite/overburden effects

JOB 659

EM Anomaly List

Label	Fid	Interp	XUTM m	YUTM m	CX 1104 HZ Real ppm	CX 1104 HZ Quad ppm	CP 877 HZ Real ppm	CP 877 HZ Quad ppm	CP 7180 HZ Real ppm	CP 7180 HZ Quad ppm	Vertical Dike COND siemens	Vertical Dike DEPTH* m	Mag. Corr NT
LINE 11580													
AW	4744.0	D	487682	7125108	5.1	14.1	4.8	15.5	41.2	71.9	2.0	19	2
AX	4746.0	D	487689	7125217	4.9	12.5	6.4	13.9	47.6	43.3	2.2	25	7
AY	4749.4	B	487696	7125394	5.6	12.5	10.9	15.2	20.0	48.0	---	---	7
LINE 11590													
A	1103.0	B?	487663	7092661	2.2	7.9	6.0	8.2	7.8	60.6	1.2	25	7
B	1099.0	M	487666	7092828	7.2	1.2	9.4	1.5	5.2	7.9	---	---	0
C	1092.5	M	487677	7093125	4.1	4.0	8.3	10.2	6.9	69.0	---	---	85
D	1088.5	D	487685	7093305	6.7	8.0	1.9	10.1	8.6	69.3	4.5	44	7
E	1079.6	B?	487701	7093713	2.0	3.2	1.9	1.5	6.1	8.2	---	---	0
F	1067.6	D	487700	7094275	5.8	8.6	12.6	11.5	10.6	72.1	3.0	52	30
G	1063.5	B?	487693	7094439	2.6	2.3	4.8	1.8	4.7	12.2	---	---	7
H	1002.7	B	487714	7095981	4.0	6.9	16.2	14.5	31.6	16.4	2.2	41	0
I	998.1	B	487725	7096199	10.2	7.2	8.7	10.2	26.6	1.9	11.2	24	0
J	992.0	B?	487733	7096497	5.5	2.3	10.7	0.9	9.1	11.4	---	---	0
K	988.3	B?	487730	7096671	7.6	1.7	9.8	0.7	9.0	3.9	58.4	48	0
L	985.0	M	487725	7096819	0.0	1.3	0.9	3.6	0.8	15.9	---	---	32
M	974.3	S?	487722	7097242	1.1	3.0	2.8	3.8	1.7	29.7	---	---	0
N	901.9	S	487757	7099781	2.0	5.9	2.4	8.7	20.6	43.8	1.4	27	0
O	873.7	S	487751	7100813	1.8	3.4	0.9	4.7	5.3	34.4	---	---	0
P	856.2	S	487822	7101377	2.1	5.2	1.0	5.7	9.7	35.9	---	---	0
Q	846.4	S?	487839	7101682	1.2	4.2	0.3	3.2	1.6	28.9	1.0	34	0
R	825.8	S	487817	7102398	2.2	3.1	1.2	4.0	7.3	18.6	---	---	0
S	807.6	S?	487791	7103030	0.9	3.5	0.3	4.4	1.4	31.9	---	---	7
T	771.3	S?	487845	7104500	0.5	7.3	0.5	9.1	1.0	68.3	---	---	0
U	715.0	M	487867	7106933	0.0	1.9	2.7	2.4	6.8	13.2	---	---	42
V	710.3	B?	487862	7107155	3.8	4.9	3.7	3.8	7.8	23.1	---	---	7
W	699.5	B	487851	7107621	4.1	7.7	4.0	9.4	16.0	63.1	2.0	52	0
X	697.2	B	487849	7107707	2.5	7.7	4.4	9.4	15.9	63.1	---	---	0
Y	682.7	B?	487843	7108228	2.0	3.0	2.5	2.1	6.4	9.3	---	---	0
Z	676.4	B?	487844	7108493	2.3	3.3	4.4	2.1	4.7	10.6	2.3	66	7
AA	665.6	B?	487864	7108958	3.4	0.6	2.5	0.0	1.4	0.4	---	---	7
AB	621.1	D	487870	7110356	0.3	2.6	0.8	2.8	0.6	22.2	---	---	0
AC	558.9	B?	487914	7112390	0.7	13.7	2.9	18.4	12.3	119.2	0.4	8	0
AD	540.8	B?	487928	7113073	6.6	6.6	16.5	10.8	11.5	55.8	5.7	52	7
AE	538.0	M	487930	7113179	0.5	6.2	3.1	10.3	23.6	55.8	---	---	7
AF	533.5	D	487929	7113347	3.9	16.3	10.9	30.5	87.6	137.5	---	---	31
AG	530.1	B?	487922	7113480	6.6	18.8	10.9	30.5	82.9	137.5	2.1	16	0
AH	514.6	D	487926	7114076	2.8	13.7	6.0	14.0	13.4	84.6	1.0	12	166
AI	507.4	B?	487932	7114328	1.2	1.0	7.9	0.8	0.8	7.2	---	---	2
AJ	498.6	D	487930	7114670	1.1	9.4	2.0	8.5	19.7	45.0	---	---	121
AK	489.4	B?	487941	7115058	2.8	0.5	3.3	1.2	3.5	23.4	50.1	98	4
AL	483.7	S?	487944	7115294	2.8	3.1	1.8	7.2	5.9	42.8	---	---	24
AM	464.5	D	487949	7115923	0.9	2.7	1.0	2.5	1.7	18.1	---	---	7
AN	450.5	B?	487967	7116331	1.6	2.7	2.1	3.6	2.7	25.4	---	---	7
AO	423.0	S?	488004	7117176	6.6	0.9	12.0	0.1	11.8	0.6	---	---	0

CX = COAXIAL
CP = COPLANAR

Note:EM values shown above are local amplitudes

*Estimated Depth may be unreliable because the stronger part of the conductor may be deeper or to one side of the flight line, or because of a shallow dip or magnetite/overburden effects

EM Anomaly List

Label	Fid	Interp	XUTM m	YUTM m	CX 1104 HZ Real ppm	CX 1104 HZ Quad ppm	CP 877 HZ Real ppm	CP 877 HZ Quad ppm	CP 7180 HZ Real ppm	CP 7180 HZ Quad ppm	Vertical Dike COND siemens	Vertical Dike DEPTH* m	Mag. Corr NT
LINE 11590													
AP	398.0	B?	487988	7118077	11.9	3.9	28.0	14.2	23.6	86.3	---	---	158
AQ	395.5	B?	487981	7118183	0.5	8.9	3.3	14.1	7.0	86.3	0.4	11	21
AR	375.0	M	487956	7119012	2.5	1.5	4.0	1.4	0.1	7.7	---	---	6
AS	357.1	D	487950	7119780	1.1	2.5	0.4	1.9	0.1	13.2	---	---	0
AT	211.9	B?	488035	7123164	0.6	2.5	1.0	3.0	7.1	17.1	---	---	0
AU	203.5	B?	488052	7123437	6.5	5.4	9.8	5.5	7.7	35.9	7.6	49	108
AV	198.0	M	488047	7123570	0.2	2.0	5.2	2.2	2.6	11.5	---	---	7
AW	189.2	D	488055	7123797	3.6	8.6	2.1	5.9	4.7	46.8	2.0	32	7
AX	185.2	B?	488065	7123910	1.6	6.3	0.9	3.7	3.4	25.7	1.0	27	0
AY	156.9	B?	488078	7124935	4.0	8.2	3.3	17.5	36.4	48.7	2.4	33	7
AZ	155.0	B?	488076	7125006	2.3	11.6	3.3	17.5	36.4	73.1	0.9	11	7
BA	151.2	B?	488068	7125152	1.2	5.2	3.5	7.5	15.8	18.9	---	---	0
LINE 11591													
A	1469.1	B?	487585	7085611	3.5	4.6	6.3	10.3	19.9	40.9	3.1	56	0
B	1460.0	M	487577	7085991	0.0	8.1	0.1	14.3	13.5	53.0	---	---	0
C	1454.8	B?	487572	7086189	4.1	8.4	1.5	9.5	21.6	50.3	---	---	0
D	1427.6	D	487601	7087407	2.5	10.0	6.3	16.3	47.6	50.1	1.2	10	0
E	1420.8	B	487596	7087732	3.7	4.9	5.2	7.8	22.4	26.5	---	---	0
F	1383.9	S	487644	7089105	0.8	6.7	1.1	9.9	1.1	75.5	---	---	0
G	1366.4	S	487673	7089730	1.1	2.7	1.4	4.0	3.0	25.4	---	---	0
H	1340.4	B?	487629	7090846	0.3	4.8	0.9	3.8	10.0	27.7	---	---	3
I	1333.6	B?	487636	7091140	3.9	7.5	1.4	9.2	9.0	66.8	---	---	4
LINE 11600													
A	1564.9	S?	487982	7086331	0.3	9.1	0.9	10.2	0.6	74.5	0.4	6	18
B	1590.1	S	487981	7087584	1.0	7.4	1.8	8.4	18.6	56.3	0.5	7	0
C	1615.0	S?	488044	7088818	0.2	5.1	0.4	5.4	7.0	50.5	---	---	0
D	1629.8	B?	488031	7089546	1.3	1.6	0.4	2.2	8.6	14.6	---	---	0
E	1660.0	S	488036	7090945	2.4	3.3	1.4	4.5	8.7	28.2	---	---	0
F	1691.7	D	488076	7092536	2.9	7.5	2.0	6.9	17.1	39.7	1.7	13	7
G	1697.7	B?	488101	7092881	2.5	3.9	3.3	7.6	21.4	40.9	---	---	0
H	1711.5	B	488115	7093649	0.7	5.0	2.7	6.2	14.5	35.5	---	---	7
I	1717.0	D	488105	7093917	2.0	4.5	0.3	6.3	11.8	35.8	1.8	29	30
J	1721.4	B?	488103	7094105	1.3	3.1	0.9	4.9	6.8	26.2	---	---	35
K	1742.5	B?	488123	7095071	2.1	2.4	3.8	0.9	5.2	6.7	---	---	0
L	1750.0	B?	488108	7095441	2.7	3.0	4.4	3.6	1.8	25.6	---	---	0
M	1766.1	B	488115	7096192	3.4	5.4	0.9	4.3	13.0	16.5	0.8	0	0
N	1784.0	S	488123	7096890	2.8	1.6	0.8	3.2	0.6	23.9	---	---	0
O	1831.3	S?	488171	7099013	0.2	2.2	0.9	2.1	0.7	14.0	---	---	7
P	1838.7	S?	488183	7099433	2.5	3.8	2.3	2.9	6.5	25.5	---	---	7
Q	1842.7	S?	488175	7099660	0.3	2.1	3.0	3.3	11.2	25.6	---	---	7
R	1854.5	S?	488153	7100241	2.1	8.2	5.5	9.3	4.9	63.8	1.2	23	0
S	1871.5	D	488178	7101051	6.0	21.5	6.5	26.2	81.5	94.3	1.7	9	6
T	1880.2	B?	488174	7101494	1.8	5.4	2.3	9.7	14.1	38.8	1.4	30	7
U	1882.4	B?	488171	7101615	3.6	5.6	3.4	10.9	30.0	43.3	2.5	53	0

CX = COAXIAL
CP = COPLANAR

Note: EM values shown above are local amplitudes

*Estimated Depth may be unreliable because the stronger part of the conductor may be deeper or to one side of the flight line, or because of a shallow dip or magnetite/overburden effects

JOB 659

EM Anomaly List

Label	Fid	Interp	XUTM m	YUTM m	CX 1104 HZ Real ppm	CX 1104 HZ Quad ppm	CP 877 HZ Real ppm	CP 877 HZ Quad ppm	CP 7180 HZ Real ppm	CP 7180 HZ Quad ppm	Vertical Dike COND siemens	Vertical Dike DEPTH* m	Mag. Corr NT
LINE 11600													
V	1886.8	B?	488170	7101857	2.5	0.0	1.6	8.0	30.8	1.7	999.0	104	0
W	1900.1	B?	488166	7102584	4.1	16.4	3.0	22.7	45.5	127.8	1.4	12	0
X	1901.2	D	488165	7102643	4.5	18.4	3.2	23.1	45.5	128.6	1.4	10	0
Y	1925.0	S	488179	7103929	0.4	2.1	1.3	1.9	9.1	10.5	---	---	0
Z	1972.5	S	488224	7106362	1.5	1.4	0.6	2.3	4.9	19.1	---	---	0
AA	2029.2	S?	488317	7108804	6.1	3.7	4.0	4.2	7.4	29.4	---	---	2
AB	2045.3	B?	488321	7109422	1.6	2.0	2.1	1.0	0.7	8.4	---	---	0
AC	2063.6	B?	488314	7110279	1.0	3.4	2.9	2.6	5.1	15.6	---	---	7
AD	2090.0	B?	488305	7111545	2.3	3.0	1.5	4.1	4.1	27.6	---	---	7
AE	2092.5	M	488320	7111666	2.1	3.0	5.1	5.2	4.6	30.1	---	---	7
AF	2104.1	S?	488345	7112116	7.3	1.8	2.8	1.8	2.5	16.0	---	---	0
AG	2134.3	B?	488339	7113151	0.3	4.9	1.2	2.2	2.5	16.7	0.4	0	7
AH	2138.6	B?	488338	7113381	0.6	15.3	2.9	19.6	31.3	104.0	0.4	5	0
AI	2146.1	B?	488336	7113780	3.2	11.8	8.9	15.5	20.6	82.1	1.4	10	0
AJ	2154.3	B?	488328	7114164	3.3	3.8	4.3	6.1	19.7	20.6	3.8	49	0
AK	2159.6	B?	488330	7114339	5.0	0.5	2.9	2.9	3.4	13.1	---	---	0
AL	2167.5	B?	488336	7114611	0.0	1.1	1.6	0.8	2.5	1.6	---	---	0
AM	2170.7	B?	488338	7114732	0.1	2.6	2.7	2.7	4.2	16.3	---	---	0
AN	2175.6	B?	488339	7114922	3.1	2.5	0.6	3.9	7.1	24.0	6.1	52	0
AO	2184.3	B?	488357	7115255	1.4	3.5	2.1	2.1	2.7	18.4	1.4	33	7
AP	2198.0	B?	488391	7115845	8.7	2.8	8.0	2.8	8.9	17.4	33.9	37	0
AQ	2205.5	M	488369	7116254	10.7	1.0	12.2	2.5	16.0	8.3	---	---	72
AR	2211.5	M	488369	7116575	5.0	2.2	7.9	5.1	6.8	15.6	---	---	85
AS	2216.3	D	488374	7116820	14.6	0.6	31.1	2.1	25.5	9.6	---	---	7
AT	2220.7	D	488381	7117036	4.6	3.2	7.5	1.1	6.0	10.6	8.8	49	0
AU	2235.8	E	488364	7117749	5.7	4.6	6.0	2.6	9.6	15.9	7.4	32	7
AV	2239.1	B?	488355	7117887	8.3	1.8	2.4	2.6	6.2	18.9	---	---	0
AW	2246.5	D	488332	7118144	4.4	2.7	5.2	2.3	7.5	13.2	---	---	7
AX	2295.5	S	488435	7119839	0.3	4.7	1.5	4.7	5.5	38.6	---	---	0
AY	2309.9	S	488420	7120478	1.2	3.2	0.6	5.3	0.3	33.3	---	---	0
AZ	2351.6	S?	488398	7122465	5.1	2.8	0.8	3.5	2.2	25.8	12.7	51	0
BA	2364.8	B?	488389	7123024	2.2	9.3	0.6	10.4	7.4	72.5	---	---	0
BB	2369.9	B?	488370	7123201	1.9	3.7	1.0	7.8	5.4	51.7	---	---	0
BC	2383.2	B?	488361	7123651	3.4	0.7	0.1	1.5	0.8	9.4	---	---	7
BD	2386.1	B?	488363	7123771	0.1	5.2	0.7	4.5	2.8	33.7	---	---	0
BE	2388.6	B?	488368	7123896	1.1	4.6	1.8	4.9	5.2	35.1	---	---	7
BF	2405.2	B	488434	7124781	3.3	13.9	3.4	14.8	24.4	88.0	1.3	15	7
LINE 11610													
A	3632.2	B	488307	7085286	1.2	9.7	1.9	11.1	21.8	69.3	0.5	2	0
B	3594.1	S?	488472	7086842	0.7	2.3	0.3	1.5	2.0	16.5	---	---	5
C	3580.9	B?	488450	7087409	4.2	11.6	2.8	14.6	33.2	97.8	1.9	19	0
D	3572.0	B?	488415	7087780	0.7	5.9	0.9	7.5	18.5	39.8	0.5	0	0
E	3535.7	B?	488408	7089268	5.6	2.2	0.2	1.7	0.3	12.3	---	---	0
F	3522.6	S	488419	7089851	4.2	3.2	1.6	3.7	3.6	37.5	---	---	0
G	3487.7	B?	488479	7091464	3.5	3.4	1.9	4.5	11.6	34.2	---	---	5

CX = COAXIAL
CP = COPLANAR

Note:EM values shown above are local amplitudes

*Estimated Depth may be unreliable because the stronger part of the conductor may be deeper or to one side of the flight line, or because of a shallow dip or magnetite/overburden effects

JOB 659

EM Anomaly List

Label	Fid	Interp	XUTM m	YUTM m	CX 1104 HZ Real ppm	CX 1104 HZ Quad ppm	CP 877 HZ Real ppm	CP 877 HZ Quad ppm	CP 7180 HZ Real ppm	CP 7180 HZ Quad ppm	Vertical Dike COND siemens	Vertical Dike DEPTH* m	Mag. Corr NT
LINE 11610													
H	3481.5	B?	488481	7091749	4.0	6.6	0.1	7.0	7.2	46.2	2.3	59	0
I	3468.6	B?	488493	7092315	0.6	7.1	1.4	7.4	20.3	37.1	0.4	1	45
J	3461.7	B?	488508	7092629	0.8	8.5	2.7	8.4	14.0	49.1	0.4	3	8
K	3443.7	B	488495	7093382	1.7	3.8	2.2	11.0	13.6	70.7	---	---	8
L	3439.9	B	488481	7093534	0.8	8.6	1.2	10.8	10.2	70.0	---	---	24
M	3435.2	D	488469	7093721	0.3	3.2	1.0	2.4	4.1	15.2	0.4	2	0
N	3426.4	D	488448	7094086	1.1	4.7	6.5	2.8	12.5	23.0	---	---	2
O	3419.5	D	488445	7094354	3.2	2.6	5.6	2.3	4.8	15.5	6.0	70	19
P	3407.0	M	488467	7094718	0.2	0.5	12.6	1.9	11.8	22.7	---	---	0
Q	3402.0	B?	488472	7094864	0.7	6.2	4.8	5.8	4.4	44.1	---	---	194
R	3367.5	B?	488538	7096159	2.7	1.8	2.6	0.4	6.6	2.2	7.8	56	0
S	3346.6	S?	488535	7097102	1.9	4.0	0.7	7.4	10.1	53.6	1.8	46	0
T	3328.3	S	488559	7097649	5.5	3.4	1.0	4.4	1.0	31.6	---	---	0
U	3285.0	B?	488541	7099473	2.4	0.9	0.7	0.3	10.5	5.8	---	---	0
V	3280.0	S?	488538	7099680	3.0	2.5	8.1	2.0	12.1	17.9	---	---	0
W	3273.5	M	488536	7099952	2.3	0.8	6.3	0.6	1.4	18.5	---	---	0
X	3241.6	B	488574	7101186	6.1	10.3	3.1	11.4	40.3	67.6	2.6	41	17
Y	3235.7	B	488586	7101388	1.9	4.9	3.0	4.9	10.9	26.9	1.6	41	8
Z	3197.2	B?	488610	7102806	0.8	10.0	2.1	10.9	9.5	74.4	0.4	7	0
AA	3112.5	S?	488649	7106034	3.9	2.8	4.7	5.3	6.2	32.3	---	---	8
AB	3077.9	S	488621	7107530	3.6	3.6	1.6	3.7	10.0	28.6	4.8	53	0
AC	3056.4	B?	488654	7108229	2.5	4.7	1.9	5.0	4.5	35.9	1.6	67	8
AD	3043.7	E	488661	7108680	0.4	4.0	2.9	7.8	11.1	56.2	---	---	0
AE	3038.9	B?	488659	7108902	2.3	6.9	5.6	7.6	13.1	56.0	1.4	28	8
AF	3035.1	B?	488654	7109075	2.0	4.2	3.3	5.4	7.7	41.0	1.9	47	0
AG	2991.5	M	488643	7110686	2.1	0.0	4.9	1.6	4.6	0.8	---	---	0
AH	2956.9	B?	488600	7111629	4.8	3.2	0.6	3.5	2.9	24.4	9.5	41	0
AI	2917.5	B?	488716	7113065	0.0	5.6	1.7	5.9	10.8	33.8	---	---	0
AJ	2913.9	D	488709	7113179	3.4	7.8	1.6	6.3	20.4	26.4	2.1	30	0
AK	2884.2	B?	488731	7114366	2.4	4.2	6.2	3.4	7.2	18.1	1.8	66	0
AL	2879.1	B?	488739	7114604	2.5	2.3	4.4	1.3	2.2	12.1	---	---	0
AM	2869.2	D	488755	7115039	1.5	6.2	4.6	4.6	6.2	35.5	---	---	8
AN	2863.0	D	488771	7115279	1.0	1.9	2.9	1.0	0.8	7.1	1.3	95	0
AO	2849.0	D	488766	7115648	0.2	12.5	1.6	12.4	3.4	85.1	---	---	0
AP	2828.7	B?	488769	7116092	1.5	2.6	3.1	4.8	4.4	33.4	---	---	8
AQ	2780.4	B?	488798	7117843	10.4	9.2	23.8	12.6	19.4	79.8	---	---	8
AR	2777.5	B?	488796	7117976	2.0	4.9	2.6	6.6	19.1	36.9	---	---	0
AS	2772.7	S?	488792	7118195	1.7	4.1	2.3	3.5	3.9	22.9	1.6	37	70
AT	2690.7	S	488842	7121266	1.0	0.7	0.2	0.5	2.6	11.8	---	---	0
AU	2608.6	D	488846	7123724	2.3	6.8	0.9	5.1	9.1	36.9	1.5	30	0
AV	2580.0	B?	488931	7124756	1.6	7.2	3.8	7.1	15.6	34.3	0.9	19	0
AW	2574.9	B?	488926	7124938	2.5	5.5	5.5	5.9	13.8	33.8	2.0	39	4
AX	2570.1	D	488914	7125098	2.1	5.8	5.6	4.5	6.5	28.1	1.5	35	3
LINE 11620													
A	3735.2	B	488925	7085672	2.3	6.1	3.9	11.2	14.1	79.2	1.6	31	0

CX = COAXIAL
CP = COPLANAR

Note: EM values shown above are local amplitudes

*Estimated Depth may be unreliable because the stronger part of the conductor may be deeper or to one side of the flight line, or because of a shallow dip or magnetite/overburden effects

EM Anomaly List

Label	Fid	Interp	XUTM m	YUTM m	CX 1104 HZ Real ppm	CX 1104 HZ Quad ppm	CP 877 HZ Real ppm	CP 877 HZ Quad ppm	CP 7180 HZ Real ppm	CP 7180 HZ Quad ppm	Vertical Dike COND siemens	Vertical Dike DEPTH* m	Mag. Corr NT
LINE 11620													
B	3783.6	S?	488847	7087960	0.0	2.2	0.7	1.6	0.2	11.9	---	---	0
C	3797.7	B?	488851	7088668	1.0	4.1	1.2	4.0	8.6	26.9	0.9	23	0
D	3843.8	S?	488879	7091174	0.6	2.9	2.2	2.9	4.7	18.5	---	---	8
E	3859.8	B?	488893	7092060	1.0	1.8	2.6	1.1	2.3	7.6	---	---	8
F	3873.7	B?	488900	7092712	1.8	2.4	3.2	2.0	5.4	22.1	---	---	0
G	3877.5	B?	488903	7092878	2.1	2.7	3.7	2.1	6.9	23.9	---	---	0
H	3890.0	B?	488933	7093511	2.3	1.9	4.3	1.7	4.8	6.8	---	---	0
I	3901.3	B?	488940	7094168	0.5	2.4	5.5	3.0	1.7	20.2	---	---	0
J	3904.2	B?	488935	7094324	3.1	4.2	5.9	4.9	8.5	33.9	---	---	0
K	3907.0	B?	488931	7094468	0.3	5.6	6.8	7.2	8.5	44.6	---	---	148
L	3926.0	B?	488923	7095352	2.3	1.9	1.9	1.9	1.4	7.3	---	---	4
M	3940.4	B?	488959	7096134	3.0	3.0	1.8	4.1	7.2	22.1	---	---	8
N	3958.4	B	488983	7097003	0.8	3.0	1.0	2.2	7.7	12.3	---	---	0
O	4015.7	B?	488982	7099624	6.6	3.0	5.1	2.9	0.5	18.5	---	---	0
P	4016.7	B?	488984	7099680	5.5	2.6	6.6	4.7	8.6	25.8	16.3	53	0
Q	4019.3	B?	488989	7099822	5.5	3.7	9.7	4.7	12.2	26.8	0.5	0	8
R	4026.5	M	489001	7100206	2.9	2.1	0.9	4.5	4.5	5.0	---	---	31
S	4035.0	M	488999	7100651	0.5	0.8	0.5	0.0	0.7	0.4	---	---	0
T	4045.8	B?	489013	7101209	6.2	2.2	2.0	2.5	3.5	14.6	---	---	0
U	4049.9	D	489011	7101390	2.9	13.1	1.8	11.5	22.7	75.0	1.1	7	0
V	4065.6	S	489022	7102145	3.0	1.7	1.9	3.4	2.8	15.6	---	---	8
W	4081.0	B?	488989	7102940	8.0	2.1	0.6	2.0	3.4	16.2	46.2	40	8
X	4112.0	S	489014	7104545	0.8	3.0	1.8	2.4	3.9	21.0	---	---	0
Y	4180.0	M	489064	7107618	3.7	1.3	6.2	2.2	4.2	16.7	---	---	0
Z	4182.6	B?	489065	7107738	3.6	3.4	7.4	1.7	7.8	12.6	5.1	52	0
AA	4188.4	D	489067	7108011	2.8	4.7	2.4	1.1	6.9	7.2	2.0	58	0
AB	4217.8	S?	489109	7109219	3.0	5.2	5.9	4.3	10.4	38.2	2.0	58	0
AC	4247.5	S	489071	7110184	0.3	4.5	0.4	7.3	0.8	59.3	---	---	0
AD	4303.3	S?	489131	7112158	4.2	4.9	0.5	6.4	8.8	36.9	---	---	0
AE	4337.3	D	489051	7113058	1.4	9.9	1.0	9.3	10.2	51.6	---	---	0
AF	4342.7	B?	489088	7113310	8.4	5.3	13.5	2.9	24.3	9.4	12.5	27	0
AG	4347.2	D	489109	7113524	0.1	3.1	3.4	5.0	22.0	17.6	---	---	0
AH	4350.9	D	489111	7113680	3.6	3.8	3.3	6.3	12.5	39.0	4.4	52	7
AI	4364.3	D	489130	7114139	1.0	7.9	1.5	7.7	9.6	46.1	0.5	10	8
AJ	4367.7	D	489145	7114250	1.1	4.6	1.8	7.5	12.7	37.7	0.8	17	3
AK	4383.3	S?	489170	7114740	2.4	2.0	1.1	3.2	4.6	15.5	5.5	59	0
AL	4389.2	S?	489172	7114930	0.1	1.3	0.4	0.3	0.1	3.0	---	---	0
AM	4447.0	B?	489196	7117247	3.2	2.4	4.3	2.2	2.7	19.1	---	---	8
AN	4451.4	B?	489186	7117405	2.6	1.0	2.3	3.6	3.1	25.2	---	---	0
AO	4468.5	D	489129	7117994	3.0	3.1	0.8	2.0	0.3	14.7	4.4	60	0
AP	4480.5	D	489151	7118332	5.3	3.0	3.9	2.8	6.8	15.3	---	---	0
AQ	4513.0	S?	489238	7119572	0.1	2.8	1.7	1.5	5.3	9.2	0.4	0	0
AR	4528.0	B?	489249	7120169	1.2	1.4	0.6	1.6	2.0	13.4	---	---	0
AS	4561.9	B?	489224	7121716	2.9	2.0	0.3	1.7	1.4	15.7	---	---	0
AT	4572.0	B?	489228	7122224	1.2	3.9	0.9	3.6	8.0	17.1	1.1	24	3
AU	4574.0	D	489232	7122333	1.5	3.9	0.9	3.6	2.1	17.1	---	---	66

CX = COAXIAL
CP = COPLANAR

Note: EM values shown above are local amplitudes

*Estimated Depth may be unreliable because the stronger part of the conductor may be deeper or to one side of the flight line, or because of a shallow dip or magnetite/overburden effects

JOB 659

EM Anomaly List

Label	Fid	Interp	XUTM m	YUTM m	CX 1104 HZ Real ppm	CX 1104 HZ Quad ppm	CP 877 HZ Real ppm	CP 877 HZ Quad ppm	CP 7180 HZ Real ppm	CP 7180 HZ Quad ppm	Vertical Dike COND siemens	Vertical Dike DEPTH* m	Mag. Corr NT
LINE 11620													
AV	4605.2	D	489260	7123640	4.2	9.0	0.9	8.2	12.7	49.2	---	---	0
AW	4623.4	S?	489230	7124507	0.0	6.5	1.7	9.3	8.5	66.3	---	---	8
LINE 11630													
A	6132.2	B	489171	7085746	0.4	2.6	2.9	2.8	6.1	10.5	---	---	0
B	6102.5	B	489245	7086917	1.4	3.4	3.4	5.6	6.6	9.2	---	---	0
C	6050.0	S	489261	7088895	1.2	3.0	1.1	3.8	0.6	34.1	---	---	8
D	6022.6	D	489252	7089936	1.5	3.8	2.1	3.3	3.5	26.0	---	---	0
E	5995.8	B?	489271	7090946	2.6	1.9	1.5	3.0	9.2	14.6	---	---	0
F	5989.7	D	489278	7091174	4.7	3.3	5.3	2.0	10.6	14.8	8.8	44	7
G	5980.0	M	489278	7091557	3.0	2.3	5.5	4.3	5.7	24.9	---	---	9
H	5970.8	D	489306	7091925	3.5	2.3	9.7	0.0	11.3	5.7	8.6	41	0
I	5957.8	B?	489338	7092474	3.1	1.6	2.1	1.3	1.4	15.6	---	---	0
J	5907.7	B?	489329	7094160	2.3	4.7	3.5	4.0	6.8	31.4	---	---	30
K	5902.8	B?	489336	7094368	3.3	4.5	3.3	4.2	5.2	33.6	2.8	59	10
L	5841.4	S	489311	7096444	7.6	2.2	2.2	2.7	2.3	16.0	---	---	0
M	5793.6	S	489328	7098073	2.8	3.4	1.7	3.5	5.1	27.7	---	---	0
N	5760.0	S	489307	7099371	1.6	1.3	0.8	3.1	0.1	22.0	---	---	9
O	5711.4	S?	489379	7101270	2.7	2.5	2.7	2.9	7.6	18.8	---	---	0
P	5700.0	S?	489381	7101648	2.7	2.8	0.7	3.9	1.7	32.4	---	---	0
Q	5676.8	B?	489363	7102366	2.1	5.9	1.1	10.0	20.7	65.7	---	---	0
R	5673.3	B?	489354	7102493	2.8	6.3	2.2	10.5	20.7	67.3	2.0	27	0
S	5585.4	S	489458	7106394	2.0	5.6	3.0	7.1	19.4	37.3	1.5	28	9
T	5578.5	S?	489450	7106714	0.0	1.2	1.3	0.6	0.2	1.4	---	---	17
U	5574.0	D	489438	7106918	1.8	3.7	2.9	2.9	7.5	24.8	1.8	47	9
V	5570.2	D	489429	7107070	0.5	3.7	4.2	2.9	7.3	24.0	---	---	9
W	5565.9	D	489419	7107230	1.2	3.5	2.3	6.0	5.0	39.3	---	---	5
X	5561.3	D	489411	7107386	0.5	3.9	1.7	4.4	4.6	29.4	---	---	0
Y	5556.4	D	489405	7107537	3.2	0.8	3.2	0.2	2.6	0.4	---	---	9
Z	5551.2	B?	489402	7107682	6.8	1.5	12.5	2.9	11.5	21.2	---	---	9
AA	5546.5	M	489403	7107808	1.6	2.7	1.0	2.6	2.5	17.7	---	---	9
AB	5533.8	B?	489409	7108231	2.5	3.5	1.4	3.8	7.6	24.7	---	---	0
AC	5506.6	D	489500	7109475	0.8	7.1	2.1	7.8	9.9	53.9	0.5	5	9
AD	5467.5	M	489464	7110818	0.2	1.2	2.0	2.9	1.3	6.7	---	---	296
AE	5438.1	D	489544	7111649	1.6	2.8	1.2	2.3	1.4	16.9	1.7	76	0
AF	5408.6	B	489484	7112651	0.3	6.9	1.2	8.8	9.9	73.2	0.4	4	0
AG	5403.1	B	489502	7112839	5.0	3.8	2.0	6.3	12.5	41.9	---	---	0
AH	5392.2	B	489563	7113281	5.0	18.2	4.4	19.6	39.6	110.5	1.6	9	0
AI	5390.8	B	489565	7113341	4.4	18.2	7.2	19.6	39.6	110.5	1.4	9	0
AJ	5386.5	D	489565	7113519	6.5	5.5	6.0	7.2	12.1	37.9	7.3	42	0
AK	5377.6	D	489510	7113902	0.8	8.3	3.0	13.1	27.8	64.6	0.4	0	9
AL	5373.1	D	489495	7114106	5.0	6.8	1.4	5.2	10.4	27.7	3.4	44	0
AM	5366.6	S	489504	7114378	0.8	5.8	1.5	7.1	9.7	47.3	---	---	0
AN	5356.0	B?	489535	7114753	1.0	0.0	0.5	3.6	1.8	27.3	---	---	0
AO	5353.1	D	489539	7114848	0.6	5.3	1.0	4.9	4.7	33.8	0.5	3	0
AP	5349.7	D	489546	7114960	5.7	5.2	0.8	4.4	5.4	26.7	6.3	46	0

CX = COAXIAL
CP = COPLANAR

Note: EM values shown above are local amplitudes

*Estimated Depth may be unreliable because the stronger part of the conductor may be deeper or to one side of the flight line, or because of a shallow dip or magnetite/overburden effects

EM Anomaly List

Label	Fid	Interp	XUTM m	YUTM m	CX 1104 HZ Real ppm	CX 1104 HZ Quad ppm	CP 877 HZ Real ppm	CP 877 HZ Quad ppm	CP 7180 HZ Real ppm	CP 7180 HZ Quad ppm	Vertical Dike COND siemens	Vertical Dike DEPTH* m	Mag. Corr NT
LINE 11630													
AQ	5344.5	B?	489545	7115155	2.8	1.5	1.2	0.0	10.1	2.0	---	---	0
AR	5340.5	D	489537	7115331	2.1	4.0	1.6	3.1	8.3	17.5	---	---	9
AS	5335.7	B?	489519	7115544	3.8	2.4	1.8	3.1	4.8	19.9	---	---	0
AT	5330.3	B?	489507	7115763	0.4	1.9	0.9	1.5	0.2	10.0	---	---	6
AU	5315.8	D	489548	7116206	1.2	8.3	1.0	10.2	7.9	72.4	0.6	9	0
AV	5256.0	S?	489616	7117794	8.0	4.8	10.6	8.2	8.1	50.4	---	---	9
AW	5251.4	B?	489639	7117943	6.8	6.8	8.6	7.4	5.5	52.2	5.8	43	0
AX	5238.2	B?	489649	7118435	1.1	4.7	5.6	4.0	8.3	30.2	---	---	9
AY	5204.0	E	489593	7119692	0.2	6.2	0.9	8.7	8.0	72.1	0.4	4	0
AZ	5198.6	S	489608	7119968	3.7	8.2	2.2	10.7	11.7	84.2	---	---	0
BA	5192.5	B?	489626	7120250	1.5	2.8	1.0	1.9	3.6	13.0	1.4	87	0
BB	5143.0	B?	489661	7122010	6.7	5.1	13.2	4.0	13.0	38.9	8.7	47	0
BC	5136.0	M	489681	7122222	2.9	0.5	0.0	0.9	6.4	0.7	---	---	0
BD	5109.8	B?	489670	7123097	5.1	6.0	1.3	8.1	13.0	43.3	---	---	0
BE	5100.2	B?	489655	7123476	1.5	10.3	2.5	8.5	10.9	53.5	0.7	12	9
BF	5093.5	B?	489653	7123699	0.3	5.7	1.7	8.0	16.3	41.2	---	---	0
BG	5089.4	B?	489647	7123833	0.1	3.0	1.3	3.8	9.3	21.5	---	---	0
BH	5083.8	S?	489650	7124005	3.2	1.8	0.2	2.4	0.2	10.4	---	---	0
BI	5073.1	S?	489723	7124377	2.9	6.7	0.5	10.4	6.4	74.9	2.0	40	0
BJ	5062.4	B?	489753	7124762	3.6	8.2	0.8	12.4	20.2	69.7	2.1	34	0
BK	5055.0	B?	489763	7124969	2.7	4.8	2.4	3.3	7.1	15.2	1.8	62	0
BL	5042.1	B?	489705	7125213	0.3	2.2	0.8	2.5	0.3	11.9	---	---	0
LINE 11640													
A	6300.0	S?	489635	7086948	2.1	3.2	2.7	3.6	7.5	28.0	---	---	0
B	6309.2	B?	489665	7087335	0.4	2.1	1.1	1.4	1.4	12.9	---	---	0
C	6336.5	S?	489644	7088571	2.9	2.2	1.0	3.8	3.5	32.6	---	---	0
D	6363.7	B?	489717	7089691	2.2	3.2	3.2	2.8	5.6	18.9	2.3	67	0
E	6390.9	B?	489713	7090786	4.6	4.2	7.5	3.4	10.3	30.3	5.9	41	9
F	6394.0	D	489709	7090908	4.6	4.2	7.5	3.4	10.3	30.3	---	---	0
G	6404.8	B?	489701	7091348	5.3	2.1	6.5	1.3	5.0	10.6	---	---	9
H	6412.4	D	489672	7091686	3.8	3.5	2.9	3.2	2.6	23.0	5.3	46	0
I	6487.3	S?	489739	7095082	0.4	3.4	1.0	2.8	1.7	20.3	---	---	0
J	6523.0	B?	489755	7096479	3.3	2.7	4.3	0.8	5.7	3.4	---	---	9
K	6528.7	S?	489759	7096714	3.1	2.5	1.2	2.5	9.3	14.7	---	---	9
L	6534.9	E	489764	7096977	0.6	1.0	1.5	3.0	2.1	24.5	---	---	0
M	6570.0	B?	489755	7098420	0.9	2.1	1.1	1.9	2.0	14.0	---	---	0
N	6573.5	D	489760	7098550	2.0	3.8	0.1	3.4	5.3	21.3	---	---	7
O	6584.9	B?	489781	7099035	0.0	1.0	0.8	1.5	3.9	0.6	---	---	0
P	6614.0	M	489764	7100343	1.2	0.2	4.8	1.0	2.9	9.5	---	---	0
Q	6624.0	M	489752	7100804	3.2	0.2	4.4	1.0	4.0	10.1	---	---	59
R	6647.5	B?	489816	7101773	0.9	8.1	0.7	7.5	10.0	58.4	0.4	1	9
S	6679.8	S?	489774	7103308	0.6	4.6	1.3	5.3	6.2	37.5	---	---	0
T	6750.0	S	489796	7106382	0.7	5.5	1.6	5.6	11.2	36.1	---	---	0
U	6782.2	D	489917	7107658	2.9	3.9	3.5	1.8	4.9	11.8	---	---	9
V	6790.6	B?	489926	7108064	1.7	1.2	2.2	0.4	1.4	3.4	---	---	9

CX = COAXIAL
CP = COPLANAR

Note: EM values shown above are local amplitudes

*Estimated Depth may be unreliable because the stronger part of the conductor may be deeper or to one side of the flight line, or because of a shallow dip or magnetite/overburden effects

JOB 659

EM Anomaly List

Label	Fid	Interp	XUTM m	YUTM m	CX 1104 HZ Real ppm	CX 1104 HZ Quad ppm	CP 877 HZ Real ppm	CP 877 HZ Quad ppm	CP 7180 HZ Real ppm	CP 7180 HZ Quad ppm	Vertical Dike COND siemens	Vertical Dike DEPTH* m	Mag. Corr NT
LINE 11640													
W	6793.9	B?	489925	7108234	3.7	3.3	1.5	2.8	3.8	19.3	---	---	9
X	6796.5	M	489924	7108361	0.2	2.5	0.3	4.2	2.5	25.3	---	---	37
Y	6798.4	B?	489923	7108459	2.7	4.2	7.5	4.3	7.1	24.0	---	---	9
Z	6815.9	S	489941	7109314	3.3	7.0	1.6	8.2	4.2	59.3	---	---	0
AA	6825.0	D	489908	7109662	2.0	3.8	1.2	3.2	6.7	15.6	1.4	75	9
AB	6827.7	D	489899	7109767	3.0	8.3	1.9	8.0	12.9	50.5	1.7	24	0
AC	6845.0	S?	489878	7110463	1.1	3.2	1.6	5.2	0.9	37.7	---	---	9
AD	6868.9	B?	489910	7111547	1.9	8.4	3.0	10.3	17.7	64.6	1.0	16	0
AE	6872.0	D	489910	7111689	1.6	4.1	1.7	12.1	18.9	67.8	---	---	0
AF	6880.5	D	489915	7112089	3.3	3.3	0.2	2.2	5.5	9.0	4.6	48	0
AG	6884.8	B	489928	7112306	3.0	9.5	3.4	7.7	22.0	45.8	---	---	9
AH	6885.8	B	489932	7112356	3.3	9.6	3.5	9.2	24.9	48.2	---	---	9
AI	6889.5	E	489938	7112525	8.2	8.8	3.5	9.2	24.9	48.2	5.6	35	0
AJ	6899.1	B?	489949	7112911	2.0	3.5	0.2	3.0	3.0	27.1	---	---	0
AK	6911.7	S?	489934	7113328	2.1	10.3	0.7	13.0	22.2	76.9	0.9	10	0
AL	6923.8	D	489939	7113697	0.8	1.1	1.0	0.9	0.7	3.1	1.9	91	0
AM	6929.9	B?	489948	7113884	3.0	5.1	2.3	4.1	10.4	28.2	2.0	49	0
AN	6937.0	B?	489954	7114122	0.5	1.7	1.0	3.6	6.7	18.0	---	---	0
AO	6944.0	B?	489962	7114399	0.3	1.7	0.7	0.3	0.0	2.8	---	---	0
AP	6950.5	B	489973	7114688	1.4	6.3	1.5	8.5	9.8	55.4	0.9	16	9
AQ	6954.7	B	489981	7114892	4.9	2.9	0.8	4.7	1.4	37.8	11.2	49	9
AR	6958.0	B?	489989	7115055	1.9	3.4	1.9	5.7	7.7	42.5	---	---	9
AS	6975.1	S?	489951	7115730	2.5	0.9	0.4	0.2	0.5	1.8	---	---	9
AT	7021.2	S?	490021	7117678	0.8	1.3	4.4	1.3	3.9	10.3	---	---	35
AU	7030.2	S?	490047	7118031	5.7	0.6	1.8	1.0	3.8	6.4	---	---	9
AV	7044.2	D	489959	7118417	1.3	2.1	0.3	1.1	1.9	5.5	---	---	0
AW	7090.5	B?	490073	7120156	2.2	3.9	2.1	4.8	7.1	25.0	---	---	9
AX	7133.7	B?	490015	7121829	1.4	3.1	2.9	5.3	4.6	37.1	---	---	0
AY	7139.2	B?	490025	7122067	4.4	1.9	8.9	0.8	5.8	11.4	16.7	56	9
AZ	7168.4	B?	490072	7123179	2.9	0.6	0.3	1.6	3.1	7.8	---	---	0
BA	7182.0	B?	490038	7123485	3.3	4.3	0.4	2.3	7.5	17.0	3.1	44	0
BB	7197.2	S?	490015	7124119	1.2	2.7	0.0	0.9	0.7	11.1	---	---	0
BC	7210.2	S?	490039	7124684	1.7	7.4	2.3	9.4	16.4	54.9	1.0	13	0
LINE 11650													
A	1248.1	B?	489970	7086780	2.8	0.8	1.0	2.6	1.9	38.3	---	---	0
B	1235.0	S	489991	7087311	1.2	4.0	1.0	3.2	9.0	19.4	---	---	7
C	1177.1	B?	490086	7089437	0.9	3.7	2.3	2.0	2.4	14.7	0.8	24	0
D	1126.9	D	490039	7091445	5.2	7.1	6.8	5.1	11.8	36.3	3.3	44	0
E	1122.3	B?	490059	7091637	0.4	3.5	2.0	4.0	3.2	23.5	---	---	91
F	1110.6	B?	490115	7092119	1.4	4.0	2.6	3.7	5.4	28.2	1.2	30	0
G	1087.0	M	490174	7093007	4.0	0.9	2.9	1.6	0.0	5.3	---	---	0
H	1067.0	S	490142	7093737	2.3	2.3	0.3	2.1	1.9	16.6	---	---	0
I	980.1	S?	490135	7096908	1.2	1.9	0.9	1.1	1.7	7.6	---	---	0
J	946.8	S	490162	7098176	1.4	1.3	1.0	2.7	1.4	17.8	---	---	0
K	903.5	B?	490272	7099977	4.0	3.3	3.5	4.5	11.5	30.5	---	---	0

CX = COAXIAL
CP = COPLANAR

Note: EM values shown above are local amplitudes

*Estimated Depth may be unreliable because the stronger part of the conductor may be deeper or to one side of the flight line, or because of a shallow dip or magnetite/overburden effects

EM Anomaly List

Label	Fid	Interp	XUTM m	YUTM m	CX 1104 HZ Real ppm	CX 1104 HZ Quad ppm	CP 877 HZ Real ppm	CP 877 HZ Quad ppm	CP 7180 HZ Real ppm	CP 7180 HZ Quad ppm	Vertical Dike COND siemens	Vertical Dike DEPTH* m	Mag. Corr NT
LINE 11650													
L	896.9	B?	490233	7100199	2.4	4.0	3.5	3.6	7.9	22.4	---	---	0
M	774.4	B?	490212	7104729	2.7	5.9	1.3	5.0	6.4	32.8	2.0	31	0
N	735.8	B?	490241	7106452	2.2	5.7	0.7	3.6	3.9	27.3	1.6	23	0
O	728.6	S?	490237	7106742	0.7	6.8	1.4	6.6	5.1	44.2	0.4	0	0
P	700.3	D	490255	7107717	1.1	5.4	3.5	2.7	1.9	15.2	0.8	15	8
Q	692.2	B?	490277	7107989	3.7	1.2	10.6	8.6	5.7	55.3	---	---	0
R	689.0	B?	490285	7108089	2.5	6.1	9.7	9.4	7.8	59.2	---	---	8
S	686.5	D	490290	7108171	1.8	8.2	4.0	8.7	8.3	53.6	1.0	22	8
T	661.4	S?	490281	7108982	5.7	1.7	0.4	1.2	0.1	5.4	---	---	0
U	645.0	S	490265	7109620	2.0	7.4	1.3	11.8	10.8	82.0	---	---	0
V	633.7	E	490279	7110112	1.1	3.5	0.9	3.4	4.9	21.9	---	---	0
W	603.5	B?	490300	7111043	2.0	4.3	1.4	3.6	12.3	11.4	1.9	26	0
X	598.0	B?	490313	7111271	3.7	4.8	2.1	5.9	6.9	31.5	3.3	47	0
Y	571.0	S?	490315	7112177	0.4	4.9	0.2	7.9	5.2	52.7	---	---	23
Z	557.8	E	490340	7112636	1.5	13.9	9.8	18.5	43.8	97.9	0.5	0	8
AA	553.6	D	490351	7112807	8.0	12.9	9.3	15.6	37.7	78.2	3.0	26	0
AB	548.2	B?	490357	7113018	1.7	11.8	4.4	14.1	25.2	76.9	0.7	10	0
AC	544.0	D	490361	7113180	3.5	6.4	3.8	6.3	15.8	35.6	1.9	62	8
AD	538.8	B?	490360	7113382	2.1	4.7	1.8	6.6	7.1	36.7	1.7	38	0
AE	531.4	D	490357	7113675	2.0	6.3	1.5	5.2	10.1	28.0	1.4	22	0
AF	527.6	D	490354	7113829	0.1	3.8	1.8	2.6	7.0	18.9	0.4	0	0
AG	523.1	B?	490348	7114007	0.1	4.8	1.0	5.1	4.2	34.6	---	---	3
AH	503.0	B?	490343	7114630	0.9	3.7	0.8	4.5	3.1	31.7	---	---	0
AI	492.6	B?	490371	7114962	2.9	2.6	0.4	2.2	4.3	19.2	---	---	0
AJ	448.0	S	490365	7116634	0.7	1.7	0.3	2.5	2.3	14.7	---	---	0
AK	428.5	B?	490443	7117285	2.2	3.1	0.9	2.1	1.2	17.1	2.4	71	8
AL	397.0	S?	490394	7118310	1.9	7.8	1.1	10.8	7.2	77.3	---	---	0
AM	392.0	B?	490395	7118547	2.0	3.4	1.7	3.0	4.7	26.5	1.8	70	0
AN	387.3	S?	490409	7118763	0.2	1.9	0.8	2.5	3.0	16.0	---	---	8
AO	356.3	S?	490444	7120047	2.2	2.0	2.8	3.1	4.9	20.8	---	---	0
AP	352.5	B?	490448	7120218	2.3	4.2	1.0	2.3	1.6	17.0	---	---	8
AQ	343.6	B?	490479	7120547	0.9	1.2	0.4	0.7	0.1	5.3	---	---	15
AR	330.5	D	490489	7120959	1.7	2.4	3.3	2.0	1.5	13.9	2.4	81	51
AS	326.7	B?	490467	7121081	2.4	3.2	3.3	4.4	2.4	28.5	---	---	12
AT	309.9	B?	490420	7121711	3.8	4.4	2.9	3.6	4.5	29.4	3.9	58	0
AU	276.7	B?	490473	7122681	4.6	2.1	1.3	0.2	0.3	5.8	16.4	34	0
AV	265.6	D	490491	7123068	5.9	9.4	2.4	9.0	7.0	58.6	2.8	45	6
AW	259.8	B?	490491	7123247	1.3	12.5	1.0	12.6	22.0	83.2	0.5	6	2
AX	256.7	B?	490492	7123358	0.4	9.5	1.4	10.6	22.0	60.2	0.4	8	0
AY	241.6	S	490493	7123902	2.4	4.9	1.0	3.6	7.1	21.5	---	---	0
AZ	224.3	S?	490523	7124553	3.0	3.9	0.0	2.7	6.6	21.2	3.1	62	0
BA	217.4	S?	490543	7124807	3.2	3.8	3.6	3.3	7.5	21.6	---	---	0
BB	205.7	M	490556	7125186	6.7	0.9	15.7	2.5	12.9	4.3	---	---	0
LINE 11660													
A	1726.6	H	490391	7086417	3.9	7.7	3.2	8.9	24.4	39.7	1.7	52	0

CX = COAXIAL
CP = COPLANAR

Note: EM values shown above are local amplitudes

*Estimated Depth may be unreliable because the stronger part of the conductor may be deeper or to one side of the flight line, or because of a shallow dip or magnetite/overburden effects

JOB 659

EM Anomaly List

Label	Fid	Interp	XUTM m	YUTM m	CX 1104 HZ Real ppm	CX 1104 HZ Quad ppm	CP 877 HZ Real ppm	CP 877 HZ Quad ppm	CP 7180 HZ Real ppm	CP 7180 HZ Quad ppm	Vertical Dike COND siemens	Vertical Dike DEPTH* m	Mag. Corr NT
LINE 11660													
B	1699.4	S?	490475	7087725	3.3	4.9	1.4	9.7	22.0	37.5	2.6	57	0
C	1647.8	S	490453	7090357	1.0	3.3	1.0	4.7	6.3	29.8	---	---	7
D	1592.0	S	490573	7092969	4.7	1.2	3.8	0.2	4.1	3.4	---	---	0
E	1556.5	M	490595	7094213	1.0	0.5	2.8	1.4	4.0	4.5	---	---	7
F	1493.6	B?	490520	7096764	2.4	2.2	2.4	3.2	8.8	9.6	---	---	0
G	1410.4	D	490570	7100158	1.5	5.8	2.3	5.8	11.2	32.9	---	---	0
H	1392.5	B?	490573	7100730	0.9	1.9	0.9	2.1	5.4	13.2	---	---	6
I	1310.0	S	490586	7103735	1.1	2.0	1.1	2.1	1.2	18.5	---	---	0
J	1251.7	S	490690	7106047	1.5	4.9	2.9	6.3	13.9	38.9	1.1	19	7
K	1238.9	S?	490673	7106602	0.6	5.5	2.3	6.3	9.8	44.7	---	---	0
L	1135.7	B?	490684	7110174	2.4	3.5	0.9	5.0	17.2	21.7	---	---	0
M	1132.9	B?	490694	7110290	1.4	3.0	0.9	2.6	9.1	21.7	1.6	41	0
N	1094.5	D	490753	7111461	4.2	3.7	0.8	0.4	1.6	7.4	5.8	44	0
O	1075.7	S?	490699	7112196	1.8	8.3	1.7	8.9	16.4	60.2	0.9	5	7
P	1055.6	B	490754	7113014	4.1	2.1	4.8	5.5	3.7	24.6	---	---	7
Q	1046.6	B	490780	7113453	3.2	5.6	2.0	6.8	17.4	28.0	---	---	5
R	992.0	S	490743	7115442	0.7	1.9	2.8	3.1	2.3	24.6	---	---	0
S	880.0	S	490844	7119073	3.4	1.0	4.2	1.3	4.9	8.1	---	---	0
T	820.0	S	490860	7121099	1.9	6.6	1.7	6.8	5.5	50.7	---	---	7
U	800.4	D	490866	7121795	0.5	6.5	0.7	4.6	3.6	34.7	0.4	6	0
V	790.6	D	490866	7122075	0.6	3.7	0.9	2.4	1.9	14.1	---	---	0
W	763.7	B?	490851	7122969	2.3	12.7	2.2	14.8	16.5	97.5	0.9	9	7
X	754.4	B?	490849	7123319	1.4	8.7	2.4	10.6	29.1	38.5	0.7	8	7
Y	690.0	M	490816	7125428	3.8	1.5	8.8	2.6	7.2	10.9	---	---	24
LINE 11670													
A	1930.2	S	490886	7089073	1.3	4.4	1.5	5.6	16.2	27.3	---	---	0
B	2180.8	D	491027	7100301	2.2	8.5	0.8	6.2	7.0	40.3	1.2	12	0
C	2248.5	M	491004	7103048	0.2	0.1	1.8	2.0	2.3	16.1	---	---	30
D	2294.5	S	491115	7105094	2.6	0.9	0.5	0.7	2.1	3.9	---	---	23
E	2368.7	S	491140	7108329	2.3	5.7	2.0	7.0	10.9	48.4	---	---	6
F	2377.9	B?	491125	7108758	0.6	5.3	1.4	6.4	8.9	38.8	---	---	6
G	2427.1	D	491166	7110904	10.6	22.7	12.2	30.8	88.5	84.6	3.2	10	6
H	2451.6	S?	491144	7112025	3.2	5.8	3.1	9.4	15.5	50.8	---	---	0
I	2455.0	M	491131	7112183	1.4	8.0	3.1	12.2	16.4	70.8	---	---	0
J	2463.0	M	491100	7112546	1.6	0.0	6.5	4.9	1.8	39.8	---	---	86
K	2472.4	B	491104	7112938	10.5	7.5	7.2	5.6	17.3	14.3	10.9	21	0
L	2478.5	B	491115	7113136	2.0	8.0	3.6	8.0	17.5	48.1	1.1	7	0
M	2607.0	S	491238	7117444	1.6	3.4	1.1	4.3	6.5	28.6	---	---	6
N	2663.6	S	491217	7119429	3.7	1.0	0.1	2.6	0.6	22.1	---	---	6
O	2721.6	B?	491226	7121796	5.1	7.5	1.6	10.9	14.9	72.3	3.1	51	0
P	2724.6	B?	491222	7121900	0.4	7.4	1.0	11.6	14.9	78.5	0.4	7	0
Q	2746.8	S?	491302	7122780	9.5	3.6	1.6	4.1	6.1	22.5	---	---	0
R	2770.8	B?	491285	7123131	2.5	1.6	0.4	0.1	4.7	0.2	---	---	0
S	2780.8	B?	491290	7123380	3.0	2.6	0.0	10.3	19.1	50.6	5.6	68	0

CX = COAXIAL
CP = COPLANAR

Note:EM values shown above are local amplitudes

*Estimated Depth may be unreliable because the stronger part of the conductor may be deeper or to one side of the flight line, or because of a shallow dip or magnetite/overburden effects

EM Anomaly List

Label	Fid	Interp	XUTM m	YUTM m	CX 1104 HZ Real ppm	CX 1104 HZ Quad ppm	CP 877 HZ Real ppm	CP 877 HZ Quad ppm	CP 7180 HZ Real ppm	CP 7180 HZ Quad ppm	Vertical Dike COND siemens	Vertical Dike DEPTH* m	Mag. Corr NT
LINE 11680													
A	3905.0	H	491302	7089570	0.2	1.3	1.8	1.3	13.6	21.5	---	---	0
B	3882.4	S	491277	7090693	3.4	0.1	1.2	0.9	3.8	17.4	---	---	5
C	3797.0	S	491276	7094458	1.6	0.3	1.0	0.3	1.7	1.5	---	---	0
D	3657.5	D?	491387	7100267	3.4	7.6	2.1	7.2	12.2	41.5	---	---	0
E	3582.4	M	491390	7103153	0.9	0.7	0.9	2.8	0.9	18.8	---	---	19
F	3575.0	B?	491386	7103318	6.3	1.1	10.8	1.4	10.0	9.3	63.9	71	5
G	3541.1	S?	491396	7104184	1.1	7.6	1.4	8.6	10.9	56.8	---	---	0
H	3506.0	M	491425	7105791	2.4	0.0	1.8	0.3	3.5	9.0	---	---	0
I	3489.9	B?	491469	7106488	2.2	5.2	2.5	4.4	3.7	29.6	1.7	41	6
J	3429.4	B?	491493	7108783	4.2	6.1	0.7	6.2	10.8	40.5	---	---	0
K	3394.3	H	491455	7110227	3.0	10.9	3.7	13.6	33.1	74.8	---	---	0
L	3376.2	B?	491555	7110969	1.6	9.0	1.0	8.6	19.9	53.6	0.8	12	0
M	3330.3	B?	491521	7112599	0.7	4.1	42.2	13.4	0.2	50.9	---	---	0
N	3325.1	B?	491532	7112758	4.4	2.5	1.3	4.8	0.2	26.2	11.5	52	6
O	3320.7	B?	491540	7112919	8.3	10.4	10.3	11.4	26.5	67.8	---	---	6
P	3313.9	H	491548	7113195	3.4	1.2	0.7	0.7	3.3	4.5	---	---	0
Q	3290.5	B?	491562	7114107	5.2	3.4	12.3	4.3	11.2	23.1	---	---	6
R	3287.0	B?	491560	7114229	3.6	2.3	4.5	2.2	4.5	13.2	---	---	2
S	3255.0	S	491509	7115458	0.8	5.0	1.8	7.5	1.7	53.5	---	---	0
T	3244.0	M	491539	7115820	0.1	0.3	4.9	0.8	0.1	4.5	---	---	0
U	3210.6	B?	491680	7116971	3.7	1.7	0.8	1.1	0.3	8.1	---	---	0
V	3188.5	B?	491672	7117618	0.3	1.1	0.4	1.2	2.7	7.8	---	---	6
W	3125.3	S?	491633	7119576	8.1	3.4	1.5	2.6	3.7	21.8	---	---	0
X	3091.8	S?	491643	7120854	1.1	9.7	3.1	12.1	13.0	86.8	0.5	11	0
Y	3065.0	S	491673	7121831	0.6	5.0	0.7	6.3	6.2	46.4	---	---	0
Z	3015.0	S	491694	7123369	2.3	4.0	3.3	7.8	9.0	49.1	---	---	6
LINE 11690													
A	4092.0	S	491596	7085378	1.3	5.8	1.1	7.8	9.4	57.6	---	---	5
B	4107.4	B?	491608	7086055	1.1	2.6	0.5	0.9	2.4	7.5	1.4	55	0
C	4191.7	S?	491710	7089897	2.2	4.6	1.5	5.0	13.3	27.9	0.5	0	0
D	4221.6	B?	491693	7091119	3.5	2.5	0.9	4.9	10.6	42.2	---	---	0
E	4398.1	S?	491802	7099301	1.6	6.2	1.4	8.8	19.0	55.9	---	---	0
F	4410.9	B?	491802	7099938	2.9	3.5	1.3	2.2	5.5	12.6	---	---	0
G	4458.0	S	491838	7102074	4.5	5.0	2.4	7.8	4.1	57.8	---	---	0
H	4489.0	S	491884	7103459	4.6	0.0	3.4	2.4	0.1	23.4	---	---	12
I	4500.3	B?	491889	7104029	7.9	9.8	6.5	11.8	34.3	71.1	4.5	33	0
J	4525.0	S	491895	7105145	1.2	4.9	1.6	6.6	10.2	47.7	---	---	0
K	4554.5	B?	491910	7106291	2.4	2.2	1.1	2.0	2.9	16.7	---	---	5
L	4557.4	D	491914	7106415	2.6	4.9	2.3	4.1	6.6	29.4	---	---	0
M	4615.6	B?	491939	7109150	2.6	6.4	2.6	8.6	15.1	53.5	---	---	0
N	4658.3	B?	491951	7110950	0.3	5.9	0.7	5.5	10.0	33.5	---	---	5
O	4684.5	M	491948	7112091	1.2	0.9	3.6	3.7	2.5	36.2	---	---	0
P	4705.4	S	491973	7112766	3.8	5.5	6.8	8.1	21.0	38.3	2.8	49	0
Q	4727.2	S?	491968	7113429	5.3	7.7	1.8	8.1	9.5	56.3	---	---	5

CX = COAXIAL
CP = COPLANAR

Note: EM values shown above are local amplitudes

*Estimated Depth may be unreliable because the stronger part of the conductor may be deeper or to one side of the flight line, or because of a shallow dip or magnetite/overburden effects

EM Anomaly List

Label	Fid	Interp	XUTM m	YUTM m	CX 1104 HZ Real ppm	CX 1104 HZ Quad ppm	CP 877 HZ Real ppm	CP 877 HZ Quad ppm	CP 7180 HZ Real ppm	CP 7180 HZ Quad ppm	Vertical Dike COND siemens	Vertical Dike DEPTH* m	Mag. Corr NT
LINE 11690													
R	4738.5	S?	492018	7113899	0.0	7.6	0.8	7.5	11.2	47.1	---	---	0
S	4774.2	S	491991	7115051	1.2	6.8	1.7	10.3	21.5	63.3	0.7	11	0
T	4781.2	B?	491979	7115261	0.9	3.0	0.7	4.3	12.1	22.0	---	---	0
U	4804.0	M	492066	7116070	2.4	4.2	0.4	5.4	1.3	34.7	---	---	27
LINE 11691													
A	5038.2	B?	492029	7116042	0.0	8.3	5.0	14.7	0.1	91.7	---	---	0
B	5040.2	B?	492033	7116120	4.9	8.2	8.7	15.1	8.4	93.5	---	---	26
C	5078.7	S	492015	7117480	4.2	5.5	5.4	7.5	5.6	52.9	---	---	8
D	5140.1	B?	492046	7119684	0.0	4.1	55.9	8.3	0.0	44.9	0.4	13	8
E	5159.2	B?	492049	7120351	0.0	7.1	0.1	10.6	0.3	88.3	---	---	0
F	5189.2	S?	492066	7121384	8.3	3.3	1.1	4.0	0.6	27.7	---	---	0
G	5206.8	S	492073	7121893	0.0	5.3	1.0	9.2	12.2	62.8	---	---	0
H	5222.8	B?	492090	7122397	3.8	3.0	0.1	4.4	3.2	36.3	6.8	62	8
I	5226.3	M	492087	7122533	3.8	3.5	0.2	4.5	8.7	37.3	---	---	8
J	5245.0	M	492070	7122939	0.0	4.4	6.5	3.6	5.3	21.7	---	---	32
K	5246.1	B?	492072	7122967	0.9	7.6	0.7	6.3	1.8	41.1	0.5	13	0
L	5276.5	E	492091	7124095	1.6	3.6	1.5	2.3	5.7	18.1	---	---	0
LINE 11700													
A	6419.0	S	491989	7085417	2.9	8.9	1.0	11.5	11.3	88.5	---	---	0
B	6319.9	E	492072	7089881	0.8	10.5	3.2	14.8	33.0	79.3	0.4	2	0
C	6272.9	S?	492154	7091918	1.9	3.1	1.2	5.2	12.6	16.2	---	---	10
D	6098.6	B?	492254	7099454	0.9	2.6	0.5	4.2	11.4	31.6	0.4	0	0
E	6072.4	S	492287	7100653	3.2	0.9	0.3	0.4	0.6	12.1	---	---	0
F	6014.3	B?	492310	7103100	0.3	3.9	2.0	5.9	0.8	32.8	---	---	20
G	5999.1	D	492327	7103641	11.7	7.5	27.5	7.9	22.7	50.3	---	---	5
H	5993.1	B?	492322	7103896	10.0	5.3	24.2	10.4	20.9	45.9	16.4	41	0
I	5991.0	M	492317	7103987	1.8	4.6	20.0	9.8	13.7	43.5	---	---	74
J	5987.8	B?	492308	7104125	1.8	5.6	3.4	5.8	7.3	42.6	1.3	35	5
K	5959.2	S	492294	7105401	1.2	4.2	2.7	6.0	11.6	37.5	---	---	0
L	5910.4	S?	492308	7107477	2.2	7.1	1.1	8.8	12.5	58.1	---	---	0
M	5888.1	B?	492269	7108352	5.2	10.3	3.4	14.1	12.2	86.9	2.6	25	5
N	5882.2	B?	492269	7108619	2.4	3.4	0.5	0.1	8.1	39.3	2.5	61	3
O	5877.5	S	492299	7108832	2.2	3.4	3.0	6.0	10.5	34.6	---	---	0
P	5850.0	M	492420	7109798	0.6	1.1	1.9	1.5	1.2	8.8	---	---	44
Q	5840.0	M	492389	7110088	0.9	0.4	1.2	1.5	1.8	7.2	---	---	48
R	5811.0	B?	492347	7111013	2.2	6.4	3.0	7.4	17.4	24.2	---	---	1
S	5806.5	B?	492341	7111226	2.1	7.4	3.2	7.9	17.3	43.8	1.3	14	5
T	5791.0	M	492353	7111945	0.8	0.9	1.8	0.5	1.6	20.3	---	---	105
U	5770.1	B?	492374	7112740	4.1	6.7	3.4	7.6	12.8	44.6	---	---	5
V	5768.6	B?	492373	7112806	4.1	6.2	1.7	6.9	11.6	42.1	2.7	51	0
W	5704.6	B?	492382	7115084	1.5	5.4	0.8	5.6	16.4	35.0	1.0	1	0
X	5635.0	S	492476	7117533	1.6	1.4	0.4	0.8	1.1	18.0	---	---	5
Y	5603.6	D	492467	7118361	4.6	2.1	0.4	1.7	3.0	9.9	---	---	0
Z	5575.0	S	492485	7119429	0.7	4.7	0.6	7.4	6.9	56.5	---	---	0

CX = COAXIAL
CP = COPLANAR

Note: EM values shown above are local amplitudes

*Estimated Depth may be unreliable because the stronger part of the conductor may be deeper or to one side of the flight line, or because of a shallow dip or magnetite/overburden effects

EM Anomaly List

Label	Fid	Interp	XUTM m	YUTM m	CX 1104 HZ Real ppm	CX 1104 HZ Quad ppm	CP 877 HZ Real ppm	CP 877 HZ Quad ppm	CP 7180 HZ Real ppm	CP 7180 HZ Quad ppm	Vertical Dike COND siemens	Vertical Dike DEPTH* m	Mag. Corr NT
LINE 11700													
AA	5554.4	S?	492499	7120166	2.3	10.8	2.6	15.2	16.7	102.7	1.0	8	0
AB	5543.0	S?	492492	7120503	4.2	8.8	1.5	12.7	13.0	88.9	2.4	29	5
AC	5510.4	S?	492448	7121492	2.8	15.2	1.7	23.6	17.5	161.1	1.0	12	0
AD	5467.3	B?	492496	7122986	4.5	5.7	1.7	8.5	17.5	49.0	3.6	42	0
AE	5462.8	B?	492489	7123162	2.7	7.1	0.9	10.1	17.6	59.9	1.7	20	0
AF	5433.0	B	492516	7124167	1.7	3.7	2.0	4.8	10.1	16.3	---	---	5
LINE 11710													
A	6531.6	S?	492446	7085486	0.4	5.6	0.9	6.5	12.6	68.1	---	---	0
B	6541.8	E	492432	7085917	2.0	10.3	1.1	14.7	11.1	98.7	---	---	0
C	6592.4	S	492474	7088017	1.0	4.9	1.3	6.6	14.2	41.5	0.7	18	0
D	6623.8	S?	492460	7089275	1.6	8.2	1.9	10.9	25.2	65.6	0.8	12	0
E	6685.8	B	492508	7091926	5.7	4.2	7.8	7.4	22.2	9.9	---	---	0
F	6702.8	B	492494	7092606	3.4	6.5	5.0	10.1	23.9	51.8	1.7	55	0
G	6795.0	S	492552	7097076	0.9	4.1	2.0	5.7	0.6	45.2	---	---	6
H	6846.5	M	492641	7099446	0.2	3.5	0.1	6.1	0.1	33.9	---	---	24
I	6882.8	S?	492636	7101231	2.3	5.8	1.7	7.5	7.9	44.9	---	---	6
J	6927.0	M	492551	7103390	2.5	1.3	4.9	1.6	9.0	10.6	---	---	0
K	6937.0	S?	492550	7103838	7.1	3.2	15.1	3.4	18.7	22.0	---	---	6
L	7017.4	S	492669	7107304	3.0	8.7	2.3	11.9	17.7	73.1	1.6	24	6
M	7070.0	M	492739	7109735	1.9	1.3	1.4	0.4	4.6	2.8	---	---	88
N	7085.0	M	492711	7110363	3.7	0.3	2.2	1.6	1.6	9.0	---	---	0
O	7107.9	S?	492756	7111248	3.1	8.3	4.3	11.2	24.6	45.6	1.8	16	0
P	7138.8	B?	492717	7112516	4.2	7.4	7.5	5.5	14.8	41.2	---	---	0
Q	7140.2	B?	492713	7112577	5.3	7.3	11.3	7.1	23.6	51.9	3.3	50	0
R	7143.8	B?	492704	7112728	2.6	5.3	7.5	7.9	23.6	42.8	---	---	6
S	7176.5	M	492827	7114013	0.4	2.2	1.4	4.2	1.1	21.2	---	---	112
T	7178.0	B?	492831	7114074	3.1	3.1	9.4	4.2	7.4	23.6	---	---	0
U	7201.3	D	492803	7115000	6.1	7.7	1.3	4.3	0.0	34.2	4.0	44	0
V	7235.9	D	492802	7116203	0.4	6.5	0.6	5.2	4.3	38.2	---	---	0
W	7270.0	S	492828	7117666	3.3	6.5	0.6	7.0	6.3	52.0	---	---	6
X	7315.0	S	492804	7119363	0.0	3.4	0.2	5.8	3.2	45.8	---	---	0
Y	7338.2	S?	492770	7120213	8.5	1.4	1.8	7.8	9.1	15.6	---	---	51
Z	7355.9	S?	492894	7120800	8.6	7.2	1.7	7.0	6.2	55.8	---	---	0
AA	7382.8	S	492846	7121555	0.5	4.3	1.2	6.6	10.4	44.1	---	---	0
AB	7429.5	B?	492874	7123040	2.3	3.1	0.4	2.6	1.5	17.4	2.7	73	49
AC	7433.5	B?	492871	7123167	1.1	9.9	5.9	11.6	7.2	75.6	---	---	92
AD	7438.6	B?	492853	7123374	7.7	3.4	8.5	1.9	14.5	12.2	---	---	0
AE	7439.3	B	492851	7123406	8.6	3.4	8.5	3.5	16.5	19.2	24.9	37	0
AF	7452.5	B	492785	7124047	3.6	5.6	0.9	3.9	6.0	19.2	---	---	6
AG	7472.0	M	492877	7124984	0.5	0.8	1.8	1.4	1.8	11.6	---	---	42
AH	7479.3	S?	492850	7125347	2.9	7.6	3.8	10.1	4.3	66.7	---	---	0
LINE 11720													
A	8585.1	B?	492806	7085434	2.6	6.3	1.4	7.2	7.4	55.6	---	---	0
B	8580.7	B?	492819	7085613	3.4	4.2	2.0	4.1	13.8	10.4	---	---	0

CX = COAXIAL
CP = COPLANAR

Note: EM values shown above are local amplitudes

*Estimated Depth may be unreliable because the stronger part of the conductor may be deeper or to one side of the flight line, or because of a shallow dip or magnetite/overburden effects

JOB 659

EM Anomaly List

Label	Fid	Interp	XUTM m	YUTM m	CX 1104 HZ Real ppm	CX 1104 HZ Quad ppm	CP 877 HZ Real ppm	CP 877 HZ Quad ppm	CP 7180 HZ Real ppm	CP 7180 HZ Quad ppm	Vertical Dike COND siemens	Vertical Dike DEPTH* m	Mag. Corr NT
LINE 11720													
C	8575.1	B?	492869	7085859	1.7	6.1	2.0	4.2	9.3	26.9	1.1	27	0
D	8507.5	S	492837	7088985	2.4	5.6	2.4	8.2	14.2	55.4	1.8	35	0
E	8436.0	B?	492910	7092204	0.8	9.9	3.4	15.3	16.7	94.0	---	---	0
F	8431.5	B?	492903	7092396	3.5	5.7	0.4	7.2	18.6	44.1	---	---	17
G	8372.5	S	492932	7094836	1.7	5.1	1.1	6.6	1.1	49.6	---	---	9
H	8316.8	S	493026	7097206	4.2	0.5	0.5	0.4	0.2	1.6	---	---	0
I	8226.0	M	492972	7100886	16.7	3.7	35.4	8.8	30.1	36.1	---	---	61
J	8222.5	B?	492973	7101024	20.8	3.7	47.9	4.6	44.8	27.1	---	---	9
K	8216.4	B?	492984	7101262	4.4	4.1	6.5	8.2	7.1	32.0	5.5	60	81
L	8181.0	M	493027	7102667	0.9	1.0	1.4	2.3	1.3	14.5	---	---	3
M	8112.5	S	493141	7105738	2.4	0.4	0.3	0.0	3.4	1.6	---	---	0
N	8076.8	B?	493052	7107120	3.3	3.3	1.3	4.6	8.5	34.9	---	---	0
O	8064.3	B?	493091	7107656	2.3	3.6	1.6	5.2	9.8	13.8	---	---	0
P	8017.5	S?	493116	7109557	0.4	3.2	4.9	4.3	4.1	26.1	---	---	0
Q	7979.0	B?	493101	7111199	0.6	5.5	3.2	8.8	26.9	37.6	0.4	0	9
R	7960.3	B?	493070	7111974	0.7	7.2	1.4	9.0	18.5	55.0	0.4	4	0
S	7875.0	B?	493188	7115114	2.8	3.7	0.5	2.5	4.5	12.9	---	---	0
T	7830.7	S	493193	7116861	6.4	1.0	0.3	2.7	2.9	18.9	---	---	0
U	7745.5	B?	493278	7120074	2.8	8.7	1.7	8.1	19.7	46.0	1.5	11	9
V	7736.5	B?	493263	7120457	0.9	2.4	0.3	3.4	8.5	6.3	---	---	359
W	7730.6	B?	493249	7120707	1.8	3.5	1.1	2.9	5.4	32.4	---	---	0
X	7701.6	B?	493220	7121950	5.2	3.5	2.4	9.7	20.6	48.6	---	---	0
Y	7699.5	B?	493223	7122041	3.4	7.8	2.4	9.7	20.6	48.6	---	---	0
Z	7695.8	B?	493236	7122193	0.3	6.1	5.9	6.0	17.2	27.8	---	---	9
AA	7663.1	H	493361	7123489	0.8	2.2	3.2	4.2	12.5	23.1	0.4	0	9
LINE 11730													
A	954.1	B	493284	7085443	3.0	1.7	0.4	0.2	1.3	1.0	---	---	0
B	960.0	B	493313	7085684	0.6	1.7	2.0	3.1	7.1	11.2	---	---	0
C	1017.3	B?	493246	7088347	2.3	4.5	1.0	4.1	7.3	28.4	---	---	7
D	1021.0	B?	493242	7088520	2.1	5.5	0.5	8.6	12.6	56.6	1.6	32	0
E	1035.0	B?	493247	7089139	2.0	2.0	0.8	1.0	1.4	7.7	---	---	0
F	1073.0	S	493278	7090985	0.6	1.7	1.2	2.2	0.3	16.2	---	---	12
G	1106.0	S	493267	7092364	0.8	1.3	0.8	1.7	0.0	19.8	---	---	8
H	1152.9	S	493274	7094720	3.5	1.0	0.0	1.7	1.4	10.8	---	---	6
I	1230.0	S	493383	7098297	0.2	3.7	2.1	5.7	7.3	40.1	---	---	0
J	1279.8	B?	493443	7100744	2.3	4.1	1.1	5.1	9.3	40.2	1.6	67	0
K	1295.0	M	493473	7101489	5.5	1.3	0.4	3.3	2.1	20.7	---	---	37
L	1298.0	S	493456	7101625	4.0	2.2	5.3	4.4	3.7	34.5	---	---	0
M	1325.0	M	493360	7102950	2.6	0.4	0.6	1.8	0.3	0.2	---	---	107
N	1348.0	M	493415	7103949	3.7	0.1	0.3	0.6	0.5	7.7	---	---	40
O	1376.0	S?	493466	7105290	1.6	6.0	1.5	7.9	13.0	52.1	---	---	0
P	1390.2	S	493446	7105935	3.3	4.0	1.3	8.8	15.1	45.0	3.5	54	0
Q	1404.2	S?	493409	7106686	4.0	6.9	1.8	11.6	17.5	73.3	2.2	47	0
R	1417.7	D	493454	7107364	3.3	13.3	2.9	16.2	30.9	99.8	1.3	9	0
S	1420.5	D	493462	7107496	5.1	10.8	3.8	11.4	35.6	55.1	2.5	24	0

CX = COAXIAL
CP = COPLANAR

Note: EM values shown above are local amplitudes

*Estimated Depth may be unreliable because the stronger part of the conductor may be deeper or to one side of the flight line, or because of a shallow dip or magnetite/overburden effects

JOB 659

EM Anomaly List

Label	Fid	Interp	XUTM m	YUTM m	CX 1104 HZ Real ppm	CX 1104 HZ Quad ppm	CP 877 HZ Real ppm	CP 877 HZ Quad ppm	CP 7180 HZ Real ppm	CP 7180 HZ Quad ppm	Vertical Dike COND siemens	Vertical Dike DEPTH* m	Mag. Corr NT
LINE 11730													
T	1423.7	B?	493464	7107642	7.7	7.4	3.1	7.7	35.6	55.1	---	---	0
U	1445.0	S?	493515	7108590	1.7	1.8	3.4	3.6	2.9	26.1	---	---	24
V	1452.0	S?	493527	7108903	0.4	3.7	4.2	2.7	16.5	13.9	---	---	141
W	1482.6	B?	493536	7110044	1.2	5.6	3.4	5.8	0.6	37.1	---	---	0
X	1493.0	B?	493569	7110555	0.9	1.5	3.3	4.6	7.0	13.9	---	---	0
Y	1506.4	E	493613	7111246	1.6	5.8	2.2	4.0	15.6	22.9	---	---	7
Z	1508.8	S?	493613	7111366	2.3	6.8	3.4	9.8	25.9	40.5	1.5	15	0
AA	1523.1	B?	493608	7112025	3.0	6.0	9.0	6.6	24.4	32.7	---	---	0
AB	1533.9	S?	493608	7112504	1.1	2.8	48.5	7.7	37.7	32.2	---	---	330
AC	1553.7	B?	493580	7113333	3.0	2.9	0.3	3.5	2.8	21.9	---	---	0
AD	1566.8	S	493565	7113956	1.1	3.7	1.4	3.7	8.1	20.5	---	---	0
AE	1591.3	D	493571	7115086	1.8	4.1	1.4	1.6	4.8	6.0	---	---	7
AF	1667.5	B?	493589	7118250	2.8	7.7	0.7	8.2	5.1	55.7	1.7	31	0
AG	1734.1	S?	493671	7121311	1.4	2.9	2.5	4.8	10.6	21.9	---	---	0
AH	1748.6	S	493656	7121842	6.9	2.3	1.0	1.8	2.1	18.8	---	---	0
AI	1789.4	S	493654	7123351	0.0	2.1	1.5	4.5	13.4	22.0	0.5	0	7
AJ	1808.4	S?	493648	7124083	10.2	5.8	3.7	9.3	11.6	65.1	---	---	2
AK	1814.4	S?	493636	7124308	0.7	9.1	1.8	14.1	0.1	104.4	---	---	5
LINE 11740													
A	2329.9	S?	493915	7111926	6.1	3.1	0.3	4.5	2.6	33.0	---	---	0
B	2276.1	S?	494018	7114097	1.8	14.1	2.6	18.5	30.0	122.2	---	---	0
C	2250.0	S?	494038	7115359	2.2	5.0	2.6	7.1	6.9	47.5	---	---	0
D	2204.5	S?	493980	7116694	2.2	3.0	4.4	3.1	11.6	16.1	---	---	0
E	2064.7	S?	494096	7121969	5.9	7.7	2.4	10.4	19.4	61.1	3.8	40	0
F	2018.1	S	494114	7123910	1.7	15.1	2.5	22.1	26.6	143.8	0.6	8	0
G	1977.6	B?	494087	7125080	2.8	3.8	0.2	4.3	3.5	27.4	---	---	0
LINE 11741													
A	2851.8	B?	493726	7095459	1.5	3.4	5.1	6.7	10.4	27.7	1.5	47	0
B	2765.1	S	493762	7099080	4.2	0.8	1.4	0.1	3.1	7.7	---	---	0
C	2750.2	S?	493771	7099730	0.9	8.9	3.5	12.1	7.1	81.6	---	---	7
D	2711.5	S?	493728	7101339	3.0	4.3	1.9	5.4	6.0	40.4	---	---	40
E	2686.0	S?	493781	7102555	4.9	4.2	1.4	8.3	1.9	38.4	---	---	130
F	2660.8	S	493861	7103675	2.4	0.1	1.3	1.3	1.3	13.0	---	---	0
G	2621.9	B?	493815	7105409	1.9	9.5	1.8	11.3	15.0	74.0	0.9	16	0
H	2597.2	S?	493860	7106354	1.4	4.1	2.5	7.9	11.9	46.6	---	---	5
I	2565.4	S?	493859	7107702	6.0	5.3	1.1	6.4	6.8	49.6	6.8	44	5
J	2470.8	S?	493920	7111496	3.2	5.3	1.8	4.5	11.9	17.5	2.1	57	0
K	2460.0	S?	493938	7111920	3.5	5.5	2.2	8.0	5.0	55.2	---	---	0
LINE 11742													
A	1140.7	D	493631	7085271	3.8	6.6	1.9	9.1	26.1	36.6	2.1	44	4
B	1134.1	D	493621	7085504	2.1	3.8	1.5	3.7	11.2	9.6	1.7	67	0
C	1127.2	D	493622	7085748	0.9	5.3	1.6	3.2	4.8	21.8	0.7	11	6
D	1090.3	B?	493718	7087045	0.6	3.4	0.0	2.9	0.9	22.8	---	---	6

CX = COAXIAL
CP = COPLANAR

Note: EM values shown above are local amplitudes

*Estimated Depth may be unreliable because the stronger part of the conductor may be deeper or to one side of the flight line, or because of a shallow dip or magnetite/overburden effects

EM Anomaly List

Label	Fid	Interp	XUTM m	YUTM m	CX 1104 HZ Real ppm	CX 1104 HZ Quad ppm	CP 877 HZ Real ppm	CP 877 HZ Quad ppm	CP 7180 HZ Real ppm	CP 7180 HZ Quad ppm	Vertical Dike COND siemens	Vertical Dike DEPTH* m	Mag. Corr NT
LINE 11742													
E	1067.1	D	493698	7087754	1.4	1.3	0.3	1.1	0.1	5.3	3.8	78	6
F	1060.0	B?	493683	7088008	0.7	1.2	0.5	2.5	0.8	17.8	---	---	6
G	1055.7	B?	493672	7088162	1.9	3.1	0.5	2.0	4.1	14.0	---	---	0
H	1048.9	B?	493652	7088419	7.4	1.9	14.8	0.7	13.7	7.0	44.2	51	0
I	1044.0	M	493641	7088611	0.0	0.3	0.3	2.3	12.3	5.8	---	---	0
J	1034.2	D	493636	7088994	1.3	4.0	1.2	2.8	7.5	17.7	1.2	37	0
K	1026.6	B?	493641	7089284	2.5	1.6	1.1	0.1	2.3	1.6	7.4	68	0
L	1016.7	E	493651	7089672	1.1	1.2	0.1	0.4	0.4	2.1	2.7	96	0
M	979.0	M	493693	7091147	0.6	4.7	0.8	7.2	3.7	51.2	---	---	0
N	976.4	D	493692	7091241	0.7	4.7	0.4	6.8	6.9	48.1	---	---	0
O	958.1	B?	493715	7091888	0.6	4.7	0.1	8.1	2.1	59.2	0.5	17	6
P	953.4	B?	493710	7092053	1.1	5.1	0.9	3.3	4.9	21.6	0.8	29	0
Q	949.8	D	493699	7092177	1.5	3.5	1.2	3.4	5.4	23.7	---	---	0
R	935.4	B?	493684	7092662	1.2	1.5	0.0	0.7	6.6	2.7	2.4	89	0
S	923.7	B?	493703	7093070	0.5	9.6	0.4	11.1	10.6	74.8	0.4	8	0
T	893.3	S?	493741	7094145	2.0	2.7	2.4	6.8	6.7	45.4	---	---	6
LINE 11750													
A	378.1	B?	493982	7085261	0.4	3.8	2.3	5.7	13.9	14.0	0.4	0	0
B	383.8	B?	494021	7085518	1.3	3.3	2.1	4.5	10.5	15.4	---	---	7
C	419.2	S	494026	7086993	4.4	0.6	0.2	0.0	0.0	14.6	---	---	0
D	457.0	M	494072	7088667	1.9	0.8	6.7	1.7	4.8	6.9	---	---	266
E	484.8	E	494074	7089842	0.1	3.3	0.0	3.0	4.3	20.9	---	---	0
LINE 11751													
A	687.5	S	494169	7092497	1.7	5.1	0.8	4.8	6.9	32.6	---	---	0
B	773.3	S	494183	7096372	3.0	3.6	1.6	4.8	4.7	32.2	---	---	0
C	796.2	B?	494188	7097296	4.9	11.1	8.1	14.6	32.2	44.4	---	---	0
D	822.0	B?	494170	7098473	4.9	3.1	6.1	4.7	15.0	3.9	---	---	0
E	894.6	S	494214	7101806	3.0	2.5	0.7	3.3	1.4	28.5	---	---	0
F	915.0	S	494209	7102740	0.2	2.2	0.3	3.5	2.9	27.7	---	---	0
G	961.2	S	494323	7105027	1.7	6.1	2.0	8.6	9.2	57.0	---	---	0
H	982.1	B?	494250	7105931	3.9	8.6	6.2	12.6	34.5	22.5	2.2	27	5
I	987.0	B?	494254	7106175	1.4	7.0	7.5	8.8	19.5	44.8	---	---	0
J	1013.7	S	494295	7107510	3.5	3.7	0.3	8.5	6.7	64.3	---	---	0
K	1023.7	S	494262	7108021	2.8	4.5	1.5	6.1	12.5	32.8	---	---	0
L	1038.7	S	494242	7108687	4.3	2.7	2.9	3.6	3.0	29.1	---	---	0
M	1055.0	B?	494294	7109395	6.7	5.9	5.6	9.5	13.2	46.0	7.1	39	137
N	1082.7	S?	494332	7110617	1.0	10.7	2.4	13.8	9.4	87.7	0.4	4	5
O	1090.3	B?	494339	7110961	2.6	6.7	1.7	4.3	11.8	22.3	1.7	26	0
P	1101.7	S?	494343	7111435	0.0	12.1	2.2	16.4	25.6	89.9	0.4	2	0
Q	1122.1	H	494354	7112385	3.7	22.5	6.6	32.6	68.0	167.7	1.0	1	0
R	1132.7	B?	494351	7112893	1.2	9.5	7.5	16.6	49.1	32.9	0.6	0	0
S	1180.0	S	494409	7114534	0.6	0.5	0.5	0.2	5.4	0.4	---	---	0
T	1185.5	B?	494392	7114709	3.1	2.6	0.2	1.5	4.1	12.7	---	---	5
U	1190.0	B?	494374	7114863	2.9	9.2	0.6	9.7	11.0	59.3	---	---	0

CX = COAXIAL
CP = COPLANAR

Note:EM values shown above are local amplitudes

*Estimated Depth may be unreliable because the stronger part of the conductor may be deeper or to one side of the flight line, or because of a shallow dip or magnetite/overburden effects

EM Anomaly List

Label	Fid	Interp	XUTM m	YUTM m	CX 1104 HZ Real ppm	CX 1104 HZ Quad ppm	CP 877 HZ Real ppm	CP 877 HZ Quad ppm	CP 7180 HZ Real ppm	CP 7180 HZ Quad ppm	Vertical Dike COND siemens	Vertical Dike DEPTH* m	Mag. Corr NT
LINE 11752													
A	1561.1	B?	494418	7119332	0.8	5.9	0.5	5.4	5.3	36.9	---	---	3
B	1566.9	B?	494441	7119525	2.1	3.7	0.9	6.8	1.0	48.1	---	---	3
C	1578.8	E	494454	7119974	5.5	1.5	0.8	1.4	1.0	9.2	38.4	51	0
D	1585.6	B?	494441	7120245	0.5	7.8	1.0	7.7	5.1	55.0	---	---	3
E	1625.4	B?	494456	7122017	1.3	5.6	0.5	8.9	4.7	34.6	0.9	15	0
F	1662.6	B?	494484	7123738	2.4	4.4	0.8	2.1	6.5	12.6	---	---	3
G	1668.0	B?	494488	7124004	1.4	3.1	1.8	5.7	6.6	26.7	---	---	1
H	1672.0	D	494486	7124189	2.0	6.9	1.5	7.9	14.9	45.2	1.2	20	0
I	1686.8	B?	494487	7124797	3.9	1.1	0.9	3.4	5.9	15.8	---	---	0
LINE 11760													
A	2226.9	B?	494705	7109006	3.2	6.2	1.2	6.5	21.3	33.0	1.6	51	5
B	2218.1	B?	494711	7109329	2.4	4.7	6.7	3.7	7.6	23.2	---	---	50
C	2192.3	S	494779	7110423	2.1	8.1	2.3	9.3	28.3	43.0	1.2	11	0
D	2178.3	S	494732	7110976	0.3	13.7	2.7	19.1	25.8	118.7	0.4	0	0
E	2156.5	S	494723	7111922	4.7	5.1	10.7	8.1	21.7	39.1	4.6	54	0
F	2150.3	S	494739	7112190	1.9	12.7	2.1	16.9	18.5	103.0	0.7	14	5
G	2137.1	E	494779	7112751	2.2	5.0	2.1	7.5	18.5	35.0	1.8	26	0
H	2093.7	S	494747	7114212	3.4	11.1	2.0	14.0	11.9	94.7	1.6	22	0
I	2081.5	S?	494740	7114723	0.4	5.2	1.8	7.1	7.1	47.6	---	---	0
J	2060.3	S?	494801	7115489	0.4	8.4	1.3	10.9	13.4	69.2	---	---	5
K	1978.8	E	494803	7118326	0.5	4.5	0.6	5.8	0.0	38.9	---	---	0
L	1960.0	S	494848	7119181	1.5	0.3	0.5	1.7	5.4	13.8	---	---	0
M	1897.9	S	494848	7121487	2.3	7.1	3.5	8.9	17.8	53.0	1.4	18	5
N	1848.5	S	494863	7123764	1.3	9.4	1.9	13.7	23.2	81.7	0.6	7	0
LINE 11761													
A	2750.0	B?	494535	7094675	1.6	4.7	1.7	5.8	3.5	40.8	---	---	0
B	2694.4	B	494559	7097213	0.6	10.4	2.4	12.8	32.9	58.4	0.4	6	0
C	2688.1	D	494547	7097449	1.2	4.1	1.3	6.1	2.6	39.3	1.0	29	0
D	2683.2	D	494540	7097612	1.0	8.6	1.3	6.8	8.6	39.7	0.5	11	0
E	2678.5	D	494543	7097767	0.4	8.7	2.5	15.6	11.1	94.4	0.4	10	0
F	2672.7	B	494555	7097961	4.4	21.0	3.6	17.4	31.4	103.6	1.2	10	0
G	2669.2	D	494565	7098086	1.2	9.7	1.4	4.5	1.4	34.9	0.5	9	2
H	2656.5	B?	494578	7098665	1.9	7.0	3.8	11.0	32.5	40.3	1.1	11	0
I	2604.0	M	494585	7100883	0.1	3.8	0.1	5.7	1.7	45.7	---	---	0
J	2593.6	B?	494562	7101387	7.0	6.8	15.9	9.8	34.0	51.4	6.2	41	0
K	2585.1	B?	494577	7101811	4.8	7.2	11.4	11.2	18.5	55.0	---	---	0
L	2582.0	M	494587	7101960	1.2	4.5	7.5	7.1	2.5	35.5	---	---	0
M	2518.3	S	494591	7104356	5.1	8.4	7.0	12.5	37.3	60.6	2.5	38	0
N	2496.8	S?	494616	7105328	0.8	15.5	0.5	16.2	28.4	103.0	0.4	12	5
O	2492.0	S?	494644	7105504	3.9	13.5	4.2	17.4	36.3	96.0	---	---	9
P	2442.7	S	494647	7107319	3.2	12.5	1.3	19.5	20.1	130.6	1.3	21	8
Q	2426.1	S	494659	7107939	3.1	6.9	0.7	6.0	7.3	39.4	2.1	34	9
R	2401.1	S?	494721	7108828	0.6	6.3	2.0	13.0	22.4	73.6	0.4	4	0

CX = COAXIAL
CP = COPLANAR

Note: EM values shown above are local amplitudes

*Estimated Depth may be unreliable because the stronger part of the conductor may be deeper or to one side of the flight line, or because of a shallow dip or magnetite/overburden effects

JOB 659

EM Anomaly List

Label	Fid	Interp	XUTM m	YUTM m	CX 1104 HZ Real ppm	CX 1104 HZ Quad ppm	CP 877 HZ Real ppm	CP 877 HZ Quad ppm	CP 7180 HZ Real ppm	CP 7180 HZ Quad ppm	Vertical Dike COND siemens	Vertical Dike DEPTH* m	Mag. Corr NT
LINE 11761													
S	2396.9	B?	494726	7108963	6.8	3.3	1.0	5.2	16.9	30.9	16.5	44	0
T	2384.2	B?	494705	7109375	0.6	2.2	2.2	0.4	1.7	14.1	---	---	47
U	2373.5	B?	494715	7109773	4.0	10.3	9.3	16.1	23.3	95.6	2.0	23	1
V	2368.5	B?	494728	7109970	1.6	6.6	4.2	9.8	22.2	65.3	1.0	20	29
LINE 11762													
A	1191.0	D	494418	7085102	2.0	3.2	3.4	1.9	5.1	8.0	1.9	63	0
B	1201.7	D	494427	7085586	1.2	4.5	0.8	2.2	5.6	18.6	1.0	27	1
C	1229.4	S	494497	7086814	2.1	1.1	1.0	0.4	0.3	4.9	---	---	0
D	1265.0	B?	494468	7088337	1.9	1.4	2.8	2.7	5.2	5.9	5.8	77	0
E	1269.2	D	494472	7088510	0.9	1.2	0.4	0.2	8.8	1.7	---	---	0
F	1272.5	B?	494476	7088638	2.0	1.0	6.0	1.6	5.2	8.2	---	---	131
G	1275.2	D	494484	7088748	3.6	2.4	8.0	1.7	6.2	14.2	8.5	63	4
H	1280.5	S?	494508	7088972	1.0	4.9	4.2	4.0	6.2	31.6	0.7	28	4
I	1327.7	B?	494547	7090767	0.9	2.6	0.4	0.8	3.2	5.9	1.2	35	0
J	1345.0	S	494523	7091532	3.2	2.5	1.6	2.4	6.9	19.0	---	---	0
K	1375.4	S	494540	7092677	1.6	7.1	1.6	9.8	10.5	69.5	---	---	0
L	1404.9	D	494574	7093819	3.6	7.4	2.2	5.5	21.9	30.2	2.3	29	0
M	1411.7	D	494592	7094146	0.7	4.1	0.8	3.3	9.1	14.6	0.6	14	4
N	1413.5	B?	494597	7094234	1.1	4.4	1.4	5.2	19.1	17.4	---	---	4
O	1416.4	D	494600	7094369	2.6	9.0	1.0	6.8	23.4	37.4	1.4	11	4
P	1422.6	D	494595	7094617	2.2	4.4	1.5	7.0	9.5	43.7	2.0	45	1
Q	1457.1	B?	494573	7096042	0.7	3.6	0.8	2.7	6.3	15.8	0.7	9	0
LINE 11770													
A	1164.1	D	494796	7085474	0.7	5.2	1.3	3.8	3.1	29.5	0.5	11	0
B	1222.5	B?	494849	7087951	1.3	1.1	1.0	1.7	3.6	8.4	---	---	0
C	1227.0	B?	494848	7088126	2.4	2.1	4.6	2.3	7.0	15.3	---	---	0
D	1236.5	D	494844	7088495	1.9	3.1	4.3	3.4	1.3	22.4	---	---	0
E	1252.3	B?	494859	7089179	0.9	2.3	1.5	1.2	3.2	7.9	---	---	0
F	1271.9	D	494881	7089967	0.5	3.3	0.1	2.7	4.3	15.5	---	---	0
G	1299.9	S	494870	7090979	2.2	6.2	0.6	5.8	6.8	42.7	1.5	26	0
H	1321.3	S	494887	7091819	1.6	3.4	2.4	4.8	13.1	32.1	0.5	0	18
I	1342.6	S	494906	7092604	0.6	4.5	2.2	5.1	3.6	35.0	---	---	0
J	1352.3	B?	494921	7092950	1.3	2.5	0.4	4.7	0.1	33.4	1.2	90	0
K	1368.8	D	494927	7093677	4.4	12.2	5.1	10.9	24.7	36.1	1.9	16	0
L	1382.3	D	494912	7094283	2.2	5.7	0.1	4.4	14.6	24.1	---	---	0
M	1430.2	E	494934	7096159	0.7	1.6	4.0	1.1	7.7	5.0	---	---	0
N	1440.0	S	494961	7096529	2.0	1.2	1.6	0.9	0.7	4.3	---	---	0
O	1480.9	D	494969	7098126	1.6	2.2	0.9	0.7	0.8	13.0	---	---	0
P	1483.2	D	494962	7098232	1.6	2.6	0.8	1.7	4.2	13.6	1.8	72	0
Q	1486.0	B?	494955	7098350	1.6	2.3	0.7	2.1	7.9	10.2	---	---	18
R	1506.1	S?	494958	7099081	0.6	9.9	0.8	14.1	21.9	84.5	0.4	3	18
S	1528.5	D	494999	7099906	75.8	4.6	26.7	6.6	99.3	40.3	---	---	0
T	1532.5	D	495003	7100082	20.0	6.3	18.0	19.7	30.8	66.8	---	---	961
U	1535.3	D	495004	7100201	32.7	9.2	72.1	22.8	62.3	92.1	63.9	23	116

CX = COAXIAL
CP = COPLANAR

Note: EM values shown above are local amplitudes

*Estimated Depth may be unreliable because the stronger part of the conductor may be deeper or to one side of the flight line, or because of a shallow dip or magnetite/overburden effects

EM Anomaly List

Label	Fid	Interp	XUTM m	YUTM m	CX 1104 HZ Real ppm	CX 1104 HZ Quad ppm	CP 877 HZ Real ppm	CP 877 HZ Quad ppm	CP 7180 HZ Real ppm	CP 7180 HZ Quad ppm	Vertical Dike COND siemens	Vertical Dike DEPTH* m	Mag. Corr NT
LINE 11770													
V	1538.7	B?	495004	7100352	72.7	4.2	149.0	20.0	130.5	91.9	---	---	18
W	1549.0	S?	495004	7100781	7.3	4.7	14.1	5.9	32.3	41.6	11.5	32	0
X	1563.2	S	495008	7101391	1.7	3.7	1.1	5.8	4.7	39.5	---	---	0
Y	1571.5	D	495018	7101747	2.5	4.3	2.3	3.8	9.4	14.4	1.8	57	0
Z	1576.0	D	495017	7101923	3.1	7.2	3.1	8.3	22.9	34.8	1.9	22	0
AA	1580.0	B?	495018	7102064	0.7	2.7	2.3	3.5	7.8	12.9	---	---	0
AB	1583.7	B?	495017	7102197	1.9	4.6	1.8	6.5	17.3	26.2	---	---	0
AC	1613.4	B?	495039	7103459	0.4	4.1	0.3	6.9	20.7	31.0	---	---	0
AD	1619.6	S?	495040	7103741	0.6	6.2	1.0	7.0	4.9	48.7	---	---	0
AE	1627.6	B?	495044	7104109	3.5	4.3	2.2	4.8	5.4	31.4	---	---	18
AF	1631.6	D	495047	7104284	1.6	11.3	2.0	11.6	34.1	51.3	0.6	0	0
AG	1637.9	B?	495047	7104557	1.8	0.1	0.1	0.1	29.3	36.7	---	---	0
AH	1646.7	S?	495054	7104904	1.3	5.2	1.3	5.6	11.0	37.6	---	---	18
AI	1657.8	E	495043	7105316	0.3	2.3	0.4	1.6	1.6	11.7	---	---	13
AJ	1662.2	B?	495034	7105473	2.4	6.1	3.7	9.4	13.1	51.9	1.7	35	0
AK	1669.3	B?	495014	7105743	2.0	6.0	0.3	6.6	7.9	48.1	1.4	33	18
AL	1686.5	B?	495009	7106428	4.4	2.1	6.5	1.0	13.8	0.9	14.1	41	18
AM	1714.3	B?	495058	7107607	2.0	6.1	1.0	4.0	7.9	26.4	1.4	17	0
AN	1731.6	B?	495064	7108246	0.0	1.7	0.1	0.9	1.8	6.4	---	---	0
AO	1744.5	B	495083	7108725	4.0	9.9	1.5	14.9	24.9	108.2	2.1	25	18
AP	1750.5	B?	495094	7108987	3.0	3.8	6.0	3.8	35.7	59.1	3.2	43	18
AQ	1770.0	M	495084	7109708	1.1	2.8	3.7	5.2	5.5	32.8	---	---	196
AR	1812.0	M	495101	7111375	0.0	0.4	0.0	2.3	0.9	5.0	---	---	415
AS	1815.0	B?	495116	7111485	8.5	2.6	19.4	2.0	16.2	15.1	36.1	43	0
AT	1823.8	D	495155	7111831	4.2	9.9	9.4	9.6	24.6	53.4	2.2	18	0
AU	1825.4	B?	495158	7111898	5.4	10.1	12.1	13.7	35.1	70.9	2.2	40	0
AV	1838.5	S?	495177	7112447	1.3	7.5	2.2	11.4	19.6	67.1	---	---	18
AW	1890.1	B?	495137	7114452	0.9	3.6	1.0	5.4	17.5	15.4	0.9	7	0
AX	1909.5	B?	495173	7115132	0.8	2.5	0.4	2.0	3.9	12.9	---	---	0
AY	1921.6	D	495166	7115552	1.8	4.4	2.0	4.2	10.2	24.7	1.6	33	0
AZ	1940.9	B?	495180	7116248	3.5	2.3	0.3	2.3	7.0	14.7	---	---	0
BA	1951.5	M	495183	7116659	1.6	1.9	0.2	2.9	2.2	17.4	---	---	63
BB	1990.3	B?	495224	7118306	0.9	3.1	1.0	2.3	1.1	16.0	1.0	33	0
BC	1994.5	B?	495226	7118492	1.0	1.7	0.4	0.8	1.1	9.1	---	---	18
BD	2021.7	D	495221	7119583	0.0	6.3	1.1	8.1	5.6	56.4	0.4	15	3
BE	2023.5	M	495220	7119655	3.3	6.3	0.0	8.1	0.1	56.4	---	---	55
BF	2026.5	B?	495215	7119772	5.8	3.6	10.5	6.7	7.4	45.5	11.2	51	18
BG	2065.8	S?	495207	7121461	2.2	7.0	2.1	8.6	20.4	52.2	1.4	19	0
BH	2076.0	B?	495198	7121906	4.6	3.0	2.4	2.7	4.7	16.1	9.5	52	18
BI	2086.2	B?	495244	7122373	2.2	1.4	1.1	0.9	3.2	3.5	---	---	18
BJ	2110.2	S?	495261	7123312	0.1	17.2	2.0	27.1	24.0	184.9	---	---	0
LINE 11780													
A	3254.6	B?	495218	7085124	1.5	3.2	0.3	2.2	10.9	14.0	1.7	50	0
B	3194.3	S?	495294	7087779	1.8	6.8	5.1	8.7	5.2	64.4	---	---	0
C	3188.0	B?	495293	7088085	0.0	1.1	2.9	0.5	0.8	1.1	---	---	0

CX = COAXIAL
CP = COPLANAR

Note: EM values shown above are local amplitudes

*Estimated Depth may be unreliable because the stronger part of the conductor may be deeper or to one side of the flight line, or because of a shallow dip or magnetite/overburden effects

JOB 659

EM Anomaly List

Label	Fid	Interp	XUTM m	YUTM m	CX 1104 HZ Real ppm	CX 1104 HZ Quad ppm	CP 877 HZ Real ppm	CP 877 HZ Quad ppm	CP 7180 HZ Real ppm	CP 7180 HZ Quad ppm	Vertical Dike COND siemens	Vertical Dike DEPTH* m	Mag. Corr NT
LINE 11780													
D	3166.5	S?	495238	7088963	0.5	3.8	0.3	3.1	1.1	22.6	---	---	0
E	3124.7	S	495326	7090808	0.9	6.5	2.2	8.9	13.6	62.2	0.5	11	26
F	3093.1	S	495319	7092159	0.5	3.5	2.3	4.3	9.1	28.0	---	---	0
G	3060.0	D	495340	7093325	2.1	1.5	1.1	0.0	0.2	1.7	6.4	75	0
H	3048.7	D	495330	7093718	6.4	5.5	2.3	0.4	4.0	9.1	7.2	36	0
I	3007.5	M	495371	7095456	3.3	5.7	4.2	8.1	7.5	50.3	---	---	44
J	2988.4	B?	495348	7096214	0.0	2.8	0.1	7.3	10.7	42.2	---	---	26
K	2982.2	S?	495352	7096493	0.9	8.0	1.8	10.5	11.7	70.1	0.4	8	0
L	2977.2	S?	495361	7096716	1.4	3.8	4.2	2.6	9.7	16.7	1.3	42	30
M	2953.6	B?	495333	7097452	1.2	2.5	0.4	3.0	4.6	15.8	---	---	0
N	2930.1	B	495358	7098185	5.7	5.1	8.4	6.9	22.6	7.8	---	---	15
O	2898.5	M	495392	7099450	1.4	0.5	1.8	2.2	2.0	2.8	---	---	563
P	2895.0	M	495389	7099563	0.1	0.3	56.8	1.8	48.1	5.6	---	---	0
Q	2886.0	M	495391	7099879	16.8	2.6	45.1	9.2	38.6	18.3	---	---	0
R	2884.1	B?	495392	7099944	28.6	2.2	40.6	5.5	35.9	12.2	---	---	26
S	2878.0	M	495396	7100159	38.3	0.5	76.9	0.7	65.7	2.3	---	---	227
T	2863.7	B?	495406	7100768	25.8	18.7	48.1	28.1	60.6	173.5	---	---	138
U	2857.5	M	495397	7101027	7.2	4.2	48.0	7.3	39.0	16.9	---	---	290
V	2854.7	B?	495391	7101140	20.2	4.2	48.0	13.0	39.0	39.9	---	---	198
W	2854.0	M	495389	7101169	13.0	4.2	37.9	13.0	30.8	39.9	---	---	924
X	2840.7	B?	495368	7101722	1.6	10.5	3.7	19.2	27.5	116.6	0.7	8	26
Y	2834.4	B	495363	7102002	8.5	10.7	15.7	9.2	38.5	77.2	4.5	42	0
Z	2833.1	B	495362	7102059	6.2	9.6	11.0	7.3	27.9	44.6	---	---	0
AA	2832.0	M	495363	7102106	0.9	6.8	1.5	5.5	10.4	30.6	---	---	152
AB	2830.6	B	495365	7102164	0.0	4.6	2.6	4.8	11.7	26.6	0.4	7	0
AC	2827.0	D	495376	7102306	1.6	20.5	10.9	19.2	63.4	155.8	0.5	5	12
AD	2819.0	E	495404	7102609	2.8	16.6	5.3	27.2	67.4	157.6	0.9	5	1
AE	2785.0	S	495434	7103841	0.8	4.3	0.4	5.8	1.4	41.5	---	---	0
AF	2767.5	M	495420	7104553	0.1	14.4	0.2	16.9	33.2	101.2	---	---	444
AG	2764.3	B	495402	7104700	4.3	14.4	3.5	16.8	53.1	97.2	1.6	12	26
AH	2760.7	B	495386	7104870	5.0	17.4	11.2	21.0	55.9	109.4	1.7	12	0
AI	2754.3	B	495398	7105165	0.0	8.3	1.9	10.3	18.6	51.1	---	---	0
AJ	2752.0	B	495404	7105266	0.7	5.0	0.9	3.4	6.5	16.3	0.6	13	0
AK	2723.2	B?	495481	7106261	0.0	3.5	1.1	3.4	5.9	19.5	---	---	0
AL	2680.2	S?	495463	7107987	0.0	5.8	1.1	9.4	10.0	58.4	---	---	0
AM	2668.2	B?	495478	7108337	6.8	5.8	14.5	9.6	17.1	61.8	7.5	49	26
AN	2665.0	M	495484	7108399	0.8	4.7	1.1	8.4	7.9	47.9	---	---	0
AO	2642.0	M	495512	7109170	8.7	2.0	11.2	3.9	13.1	30.4	---	---	63
AP	2640.3	B?	495512	7109236	11.2	2.1	17.4	2.5	15.8	22.0	---	---	26
AQ	2637.2	B?	495507	7109357	8.7	1.8	18.8	1.2	15.3	13.1	---	---	0
AR	2617.0	B?	495495	7110148	3.4	1.4	0.7	1.0	1.7	6.5	---	---	0
AS	2595.0	M	495528	7111048	3.2	2.2	5.9	3.9	3.6	23.4	---	---	225
AT	2582.2	B?	495529	7111557	12.7	2.7	22.1	1.8	16.6	15.5	---	---	0
AU	2574.0	M	495535	7111874	2.0	2.0	6.8	4.2	4.8	15.1	---	---	472
AV	2552.0	B?	495551	7112702	3.3	1.6	1.6	11.7	28.2	54.7	---	---	0
AW	2548.4	B?	495546	7112861	1.7	8.5	1.4	12.1	32.2	57.6	0.9	6	0

CX = COAXIAL
CP = COPLANAR

Note: EM values shown above are local amplitudes

*Estimated Depth may be unreliable because the stronger part of the conductor may be deeper or to one side of the flight line, or because of a shallow dip or magnetite/overburden effects

JOB 659

EM Anomaly List

Label	Fid	Interp	XUTM m	YUTM m	CX 1104 HZ Real ppm	CX 1104 HZ Quad ppm	CP 877 HZ Real ppm	CP 877 HZ Quad ppm	CP 7180 HZ Real ppm	CP 7180 HZ Quad ppm	Vertical Dike COND siemens	Vertical Dike DEPTH* m	Mag. Corr NT
LINE 11780													
AX	2545.0	B?	495544	7113029	6.7	6.3	10.7	7.8	30.0	34.7	6.3	25	0
AY	2537.5	S?	495542	7113399	7.7	0.9	14.8	1.8	10.5	5.0	---	---	26
AZ	2529.0	M	495554	7113810	2.4	6.1	5.0	7.2	16.9	50.1	---	---	0
BA	2525.5	B?	495560	7113971	2.4	6.1	5.7	5.4	18.7	48.0	1.6	32	0
BB	2501.8	D	495549	7115022	1.0	5.2	0.2	5.4	17.5	17.7	0.7	0	0
BC	2442.0	S	495595	7117474	0.6	2.3	0.5	3.3	1.9	23.2	---	---	26
BD	2415.8	B?	495602	7118621	3.1	0.4	0.6	5.1	0.2	37.8	---	---	0
BE	2406.2	B?	495605	7119018	1.3	2.8	0.9	1.7	2.7	11.7	1.7	51	0
BF	2382.4	B?	495609	7119819	0.3	2.2	1.8	1.2	2.5	5.4	0.6	5	0
BG	2372.5	S?	495622	7120207	0.9	6.9	0.8	11.0	11.9	76.9	---	---	0
BH	2359.2	B?	495630	7120738	1.1	1.5	0.1	0.8	6.2	2.5	2.0	98	26
BI	2349.6	D	495632	7121128	1.9	12.8	2.7	13.7	28.1	80.8	0.7	3	0
BJ	2343.8	D	495633	7121369	1.1	7.8	1.6	13.1	27.5	43.4	0.6	11	26
BK	2338.5	D	495628	7121578	1.9	10.8	2.3	10.3	18.2	59.5	0.8	11	26
BL	2330.1	D	495628	7121868	0.4	2.0	0.2	1.2	2.7	8.9	---	---	0
BM	2322.2	S?	495628	7122114	1.7	3.8	0.9	3.6	1.4	33.8	1.7	45	23
BN	2317.0	B?	495625	7122276	0.2	0.8	1.1	0.4	2.8	4.8	---	---	0
BO	2311.5	B?	495624	7122475	4.5	1.8	1.2	0.9	2.2	5.5	19.5	40	0
BP	2288.5	B?	495677	7123428	2.7	7.0	1.6	9.5	9.7	66.5	1.7	15	0
BQ	2256.1	B?	495636	7124613	2.7	3.6	1.5	4.3	6.3	28.4	2.9	65	0
LINE 11790													
A	3459.8	S	495648	7085976	0.5	3.0	0.5	2.5	0.2	19.3	---	---	18
B	3479.4	B	495659	7086727	1.9	4.2	1.4	3.6	7.4	15.2	1.7	36	0
C	3483.8	D	495661	7086890	4.0	8.7	9.1	15.4	40.7	41.3	2.3	20	0
D	3499.8	D	495703	7087548	0.4	3.4	3.8	1.9	5.3	15.8	0.5	0	0
E	3504.5	B?	495710	7087756	0.0	1.4	1.0	0.5	2.6	3.5	---	---	0
F	3530.3	S?	495706	7088706	1.0	3.2	0.3	2.7	3.2	19.4	---	---	44
G	3571.5	B?	495727	7090399	2.0	2.9	1.4	2.7	4.0	21.0	---	---	0
H	3616.0	S	495735	7092026	1.8	2.6	1.2	2.8	3.6	21.2	---	---	18
I	3627.4	S?	495723	7092514	0.1	4.9	0.0	7.3	6.6	51.0	---	---	0
J	3643.6	B	495714	7093177	6.3	10.4	11.3	15.2	37.5	28.0	2.7	41	0
K	3647.0	B	495720	7093331	6.3	7.3	11.0	15.2	37.5	56.0	4.6	42	0
L	3665.0	S?	495745	7094142	2.7	3.1	1.9	3.6	8.2	20.2	---	---	17
M	3685.3	B?	495784	7094975	0.0	5.9	0.3	6.3	10.3	40.4	---	---	76
N	3705.0	S	495783	7095775	1.8	2.5	0.5	2.9	0.7	22.1	---	---	10
O	3724.5	S?	495788	7096602	3.3	4.1	2.3	4.2	7.7	25.3	---	---	0
P	3750.2	B?	495821	7097606	0.7	4.4	1.8	4.5	8.8	25.9	0.6	6	8
Q	3758.3	B	495835	7098001	7.8	6.6	12.6	9.8	26.7	36.1	---	---	0
R	3763.4	B	495825	7098251	9.3	14.2	14.0	22.1	58.1	21.3	3.5	19	3
S	3781.0	M	495810	7098938	0.0	1.8	19.6	3.5	28.3	21.4	---	---	0
T	3800.0	M	495848	7099640	0.1	0.1	2.0	1.3	0.4	0.2	---	---	0
U	3804.5	B?	495861	7099852	8.2	1.2	16.8	2.0	18.6	9.2	---	---	18
V	3807.1	B?	495868	7099974	10.3	2.3	22.5	2.4	21.4	11.4	---	---	0
W	3826.5	M	495887	7100775	16.0	2.2	30.5	5.3	9.8	15.3	---	---	0
X	3831.8	B?	495877	7101038	25.7	5.1	1.5	8.2	4.1	39.6	78.0	31	187

CX = COAXIAL
CP = COPLANAR

Note: EM values shown above are local amplitudes

*Estimated Depth may be unreliable because the stronger part of the conductor may be deeper or to one side of the flight line, or because of a shallow dip or magnetite/overburden effects

JOB 659

EM Anomaly List

Label	Fid	Interp	XUTM m	YUTM m	CX 1104 HZ Real ppm	CX 1104 HZ Quad ppm	CP 877 HZ Real ppm	CP 877 HZ Quad ppm	CP 7180 HZ Real ppm	CP 7180 HZ Quad ppm	Vertical Dike COND siemens	Vertical Dike DEPTH* m	Mag. Corr NT
LINE 11790													
Y	3833.0	M	495874	7101098	13.2	5.2	32.6	13.0	20.5	53.1	---	---	395
Z	3837.0	B?	495870	7101291	37.4	10.7	75.1	14.7	62.8	98.8	65.1	14	0
AA	3846.3	B?	495849	7101700	3.5	0.7	4.2	0.8	1.0	11.3	---	---	0
AB	3857.9	B?	495835	7102124	1.4	7.0	1.6	8.7	14.0	65.6	0.8	18	0
AC	3867.0	S?	495834	7102448	1.1	1.9	0.5	2.5	0.3	16.6	---	---	38
AD	3898.0	S	495920	7103808	1.1	1.8	1.1	2.3	2.3	11.0	---	---	0
AE	3917.4	D	495857	7104722	0.7	2.8	0.6	2.4	0.7	20.9	0.9	34	0
AF	3922.1	B?	495851	7104914	1.8	1.8	0.7	1.3	2.9	10.4	---	---	18
AG	3927.4	E	495848	7105122	1.6	5.2	1.9	4.5	11.2	27.3	1.2	23	0
AH	3934.6	B?	495855	7105419	2.2	11.1	4.0	23.8	52.8	139.1	0.9	13	18
AI	3936.1	B?	495860	7105483	3.3	10.9	1.5	23.8	52.8	139.1	1.5	19	2
AJ	3950.6	B?	495909	7106163	5.0	3.9	1.7	4.6	15.6	21.5	---	---	18
AK	3959.3	B?	495912	7106552	0.7	0.8	0.2	0.4	1.6	5.8	---	---	0
AL	3968.8	B?	495892	7106974	2.1	4.6	1.5	6.7	4.5	65.3	---	---	18
AM	3977.0	B?	495872	7107375	2.8	2.8	1.2	1.7	4.1	3.6	4.3	48	18
AN	3995.0	B?	495917	7108124	3.2	5.5	1.3	6.9	8.4	44.9	---	---	18
AO	4005.8	B	495950	7108610	7.7	0.6	4.0	3.3	11.5	30.5	---	---	0
AP	4014.5	D	495960	7108976	7.2	1.7	3.1	0.3	2.0	10.0	48.0	37	0
AQ	4030.0	M	495946	7109530	0.8	1.5	1.0	2.1	0.6	9.0	---	---	345
AR	4047.5	B?	495945	7110133	0.4	2.2	3.1	2.7	4.5	17.7	---	---	0
AS	4064.0	M	495954	7110838	1.7	0.1	2.2	1.0	2.1	4.3	---	---	238
AT	4070.5	B?	495948	7111104	2.7	5.0	6.7	6.0	10.7	37.8	---	---	0
AU	4078.5	D	495978	7111459	0.0	3.9	6.9	0.5	10.2	4.3	0.4	0	0
AV	4092.8	B?	495953	7112091	2.3	4.5	4.3	5.3	18.7	28.3	---	---	0
AW	4094.5	D	495949	7112172	3.0	5.2	3.1	6.0	18.8	29.3	---	---	0
AX	4097.2	B?	495947	7112299	1.7	3.3	1.3	1.3	11.9	2.5	---	---	0
AY	4114.2	B?	496016	7112966	1.6	3.2	3.7	3.4	8.4	18.1	1.3	81	18
AZ	4125.0	S?	496028	7113337	2.9	2.9	2.0	5.6	3.2	48.2	---	---	0
BA	4149.4	B?	496010	7114310	1.8	4.6	1.1	3.6	7.5	18.8	1.5	32	11
BB	4156.7	B?	496021	7114554	1.1	6.7	3.0	10.0	25.9	47.2	0.6	12	0
BC	4172.7	B?	496015	7115216	0.5	6.7	0.6	8.6	7.7	62.6	---	---	18
BD	4176.9	S?	496011	7115396	2.7	2.7	3.3	5.0	7.5	38.4	---	---	0
BE	4190.0	M	496010	7115978	0.8	1.6	2.6	2.7	2.1	9.9	---	---	79
BF	4197.0	B?	496012	7116316	7.0	0.6	14.4	1.1	11.3	0.2	---	---	18
BG	4238.8	S?	496017	7118178	2.3	1.8	1.3	0.9	3.9	7.4	5.7	62	0
BH	4256.0	S?	496026	7118772	3.0	3.6	1.0	5.2	2.1	37.5	---	---	0
BI	4275.0	S	496042	7119506	1.4	3.8	2.5	5.0	7.5	37.4	---	---	0
BJ	4295.0	B?	496051	7120332	7.1	1.8	0.8	1.5	1.3	8.5	46.7	46	0
BK	4304.2	E	496031	7120720	0.6	4.4	0.6	4.3	9.1	24.9	---	---	18
BL	4308.2	B?	496026	7120895	1.7	9.0	2.6	12.2	20.4	67.5	---	---	0
BM	4312.7	D	496031	7121074	2.3	8.2	2.9	10.4	8.5	62.4	1.3	18	18
BN	4320.4	D	496054	7121383	2.6	16.6	2.2	17.0	26.2	106.1	0.8	5	18
BO	4347.0	S	496118	7122601	4.6	7.4	2.5	13.2	11.8	91.6	---	---	0
BP	4351.4	E	496113	7122809	2.4	7.8	2.6	13.9	12.6	99.2	1.4	21	0
BQ	4361.9	B?	496106	7123290	5.8	2.5	2.9	1.6	4.2	12.0	---	---	0
BR	4419.7	S?	496153	7125807	5.6	4.1	6.2	2.8	3.3	23.6	---	---	18

CX = COAXIAL
CP = COPLANAR

Note: EM values shown above are local amplitudes

*Estimated Depth may be unreliable because the stronger part of the conductor may be deeper or to one side of the flight line, or because of a shallow dip or magnetite/overburden effects

JOB 659

EM Anomaly List

Label	Fid	Interp	XUTM m	YUTM m	CX 1104 HZ Real ppm	CX 1104 HZ Quad ppm	CP 877 HZ Real ppm	CP 877 HZ Quad ppm	CP 7180 HZ Real ppm	CP 7180 HZ Quad ppm	Vertical Dike COND siemens	Vertical Dike DEPTH* m	Mag. Corr NT
LINE 11800													
A	5582.9	B?	496053	7085330	0.5	4.1	0.4	4.4	1.4	34.5	---	---	24
B	5579.3	B?	496061	7085449	1.0	3.7	1.0	3.9	1.2	31.8	---	---	14
C	5575.0	B?	496061	7085592	4.0	4.0	1.0	4.2	0.0	28.5	5.0	63	0
D	5558.0	D	496065	7086360	0.9	2.4	0.5	0.7	1.9	3.6	1.2	41	0
E	5548.0	B?	496079	7086860	1.0	1.6	1.8	0.8	1.2	13.0	---	---	0
F	5546.4	B?	496082	7086940	0.1	2.4	1.5	8.8	11.6	61.5	---	---	74
G	5541.5	B?	496087	7087168	1.0	6.3	2.0	9.2	12.4	62.9	0.6	9	24
H	5535.6	D	496086	7087428	1.8	1.7	0.7	1.0	2.0	4.8	3.8	72	19
I	5510.0	S	496116	7088587	0.1	3.0	0.9	3.4	2.9	27.3	---	---	24
J	5485.8	S?	496130	7089646	1.3	1.3	1.0	2.0	1.2	16.9	---	---	24
K	5464.5	B?	496096	7090688	1.6	2.9	1.1	5.3	0.7	44.3	1.5	84	24
L	5460.8	B?	496097	7090870	0.8	4.4	1.1	5.3	5.3	44.3	---	---	20
M	5397.6	D	496201	7093352	1.6	3.7	0.5	1.6	0.7	13.4	1.6	50	24
N	5390.6	B?	496229	7093595	2.8	0.2	1.1	0.2	7.1	0.5	---	---	0
O	5379.3	B?	496218	7094104	2.7	3.3	5.5	3.2	11.5	24.5	3.2	66	0
P	5375.8	S	496199	7094248	3.9	5.7	11.9	9.9	20.4	67.4	---	---	0
Q	5370.0	M	496178	7094449	1.7	1.1	0.9	2.3	10.6	11.2	---	---	0
R	5330.7	B?	496182	7096003	1.8	5.0	0.9	5.1	2.6	35.3	1.4	36	24
S	5324.9	B?	496191	7096251	2.3	2.4	1.9	2.1	3.2	11.6	---	---	24
T	5294.3	B?	496184	7097356	1.6	1.9	1.0	1.4	4.9	11.1	---	---	0
U	5266.2	B?	496241	7098106	5.6	6.0	18.0	14.4	38.0	4.6	---	---	0
V	5261.2	B	496261	7098310	13.7	10.7	19.4	16.9	47.6	8.7	10.5	9	46
W	5246.0	M	496253	7099006	31.6	1.9	64.7	6.9	48.8	11.5	---	---	1013
X	5237.5	M	496224	7099313	5.9	0.3	2.0	1.7	0.0	4.4	---	---	0
Y	5231.0	M	496213	7099532	10.1	0.6	16.2	0.9	15.8	0.1	---	---	24
Z	5222.4	B?	496214	7099863	18.4	5.5	35.4	5.5	41.6	40.3	---	---	0
AA	5217.5	M	496211	7100079	24.1	3.2	47.5	3.9	38.6	27.4	---	---	0
AB	5211.0	M	496199	7100329	0.9	1.3	1.2	5.1	2.0	6.3	---	---	37
AC	5208.0	B?	496194	7100436	30.3	1.2	27.1	2.6	20.5	6.9	---	---	24
AD	5198.0	M	496212	7100804	0.0	4.4	27.5	13.5	37.3	59.2	---	---	0
AE	5197.0	B?	496217	7100844	0.0	4.9	30.1	10.3	36.3	59.7	---	---	0
AF	5192.4	D	496243	7101031	0.0	8.4	133.8	10.1	118.1	59.7	0.4	0	24
AG	5183.0	B?	496283	7101418	0.8	3.3	1.3	2.3	2.6	16.5	0.8	20	0
AH	5164.1	B?	496232	7102182	1.9	3.1	2.0	3.2	5.4	21.8	---	---	24
AI	5159.1	B?	496218	7102365	0.5	3.3	0.3	2.5	3.8	21.7	---	---	0
AJ	5093.0	B?	496295	7104470	2.6	6.3	2.5	8.0	14.9	39.1	1.8	26	0
AK	5089.7	D	496286	7104611	1.5	7.0	2.4	8.0	14.9	43.7	---	---	24
AL	5044.3	B?	496251	7106389	0.4	3.1	1.3	5.1	5.9	37.2	---	---	0
AM	5023.0	B?	496266	7107267	3.3	9.7	4.7	13.3	28.7	41.3	---	---	0
AN	5016.7	S?	496281	7107536	0.6	6.3	2.4	9.7	15.4	44.4	---	---	0
AO	5000.9	B?	496349	7108036	0.0	4.6	0.8	5.9	11.1	33.3	0.4	8	0
AP	4996.8	B?	496363	7108154	0.4	1.8	1.1	1.4	2.9	12.9	---	---	0
AQ	4979.6	D	496397	7108736	1.7	9.5	7.6	6.2	19.1	28.0	---	---	24
AR	4977.5	B?	496394	7108830	1.9	3.5	6.7	5.6	13.7	12.4	---	---	2
AS	4961.5	M	496326	7109501	0.4	5.9	1.5	7.4	0.7	52.5	---	---	257

CX = COAXIAL
CP = COPLANAR

Note: EM values shown above are local amplitudes

*Estimated Depth may be unreliable because the stronger part of the conductor may be deeper or to one side of the flight line, or because of a shallow dip or magnetite/overburden effects

JOB 659

EM Anomaly List

Label	Fid	Interp	XUTM m	YUTM m	CX 1104 HZ Real ppm	CX 1104 HZ Quad ppm	CP 877 HZ Real ppm	CP 877 HZ Quad ppm	CP 7180 HZ Real ppm	CP 7180 HZ Quad ppm	Vertical Dike COND siemens	Vertical Dike DEPTH* m	Mag. Corr NT
LINE 11800													
AT	4959.9	S?	496321	7109566	0.0	5.9	0.6	7.4	4.6	52.5	---	---	0
AU	4949.5	B?	496291	7109926	1.9	2.4	3.0	1.6	2.4	9.1	---	---	24
AV	4940.5	S?	496291	7110236	1.7	2.5	2.9	2.1	14.0	17.1	---	---	0
AW	4930.0	M	496315	7110591	0.2	0.2	0.9	4.4	0.7	33.0	---	---	0
AX	4926.7	B?	496328	7110686	0.6	3.7	2.9	5.0	1.2	34.0	---	---	24
AY	4912.5	M	496374	7111116	4.5	1.4	10.5	1.1	5.6	10.3	---	---	0
AZ	4909.0	M	496381	7111229	6.3	0.6	12.3	1.4	10.4	7.3	---	---	24
BA	4905.5	B?	496384	7111356	5.6	0.8	12.8	1.2	10.4	4.3	---	---	0
BB	4903.5	M	496385	7111431	1.4	0.7	7.1	1.2	6.0	4.3	---	---	144
BC	4900.3	S?	496387	7111571	0.5	2.4	2.2	2.7	6.0	11.1	---	---	267
BD	4890.2	D	496380	7112018	5.1	4.0	3.5	0.6	11.4	4.2	7.4	46	0
BE	4881.0	M	496415	7112421	0.3	1.7	0.7	2.3	0.8	19.7	---	---	27
BF	4875.0	S?	496446	7112682	0.4	4.0	1.6	5.8	2.0	41.5	---	---	0
BG	4865.0	M	496443	7113067	1.5	1.1	3.4	1.6	3.5	10.2	---	---	5
BH	4842.1	B?	496402	7113928	1.3	6.6	1.9	6.9	6.4	49.2	0.8	10	0
BI	4835.3	S	496401	7114187	1.4	1.4	0.9	0.7	0.0	6.5	---	---	13
BJ	4826.5	E	496396	7114526	1.9	3.5	1.4	3.3	6.5	17.9	---	---	0
BK	4807.1	B?	496392	7115239	1.7	2.5	3.8	3.2	1.2	20.0	---	---	0
BL	4729.3	S?	496421	7118112	2.3	7.2	1.2	7.3	9.1	51.7	---	---	0
BM	4699.8	B?	496463	7119216	0.6	4.4	0.6	6.4	6.1	43.6	0.6	7	24
BN	4693.0	B?	496479	7119493	3.0	1.8	2.4	0.5	2.1	3.1	---	---	0
BO	4679.5	D	496486	7119987	0.5	3.7	1.1	3.6	3.3	25.0	0.6	15	0
BP	4656.8	E	496484	7120846	4.7	6.4	3.6	17.0	24.5	110.4	3.3	44	0
BQ	4651.3	S?	496487	7121060	0.7	14.4	1.1	23.0	27.4	146.5	0.4	8	0
BR	4643.8	D	496477	7121350	1.5	2.5	1.0	0.1	8.6	0.3	1.7	77	0
BS	4638.7	B?	496471	7121541	1.8	8.9	2.3	13.1	9.5	81.0	0.9	17	0
BT	4589.3	B?	496492	7123336	2.1	2.0	1.7	0.8	0.5	8.1	4.4	70	0
BU	4563.6	S?	496501	7124399	2.1	2.2	3.3	3.7	2.7	22.5	---	---	8
LINE 11810													
A	5716.0	B?	496444	7086146	3.5	5.5	1.8	6.3	6.8	37.1	---	---	34
B	5733.9	D	496428	7086808	0.2	3.1	1.8	3.0	3.1	18.1	---	---	211
C	5737.0	D	496427	7086906	3.4	6.2	8.9	6.4	14.3	44.4	1.9	57	0
D	5741.0	D	496431	7087036	1.3	6.9	8.8	7.9	20.2	54.0	---	---	33
E	5746.7	D	496442	7087220	0.5	4.7	1.7	5.9	8.7	36.4	0.4	2	34
F	5752.3	B?	496455	7087400	0.7	2.6	1.3	3.0	4.5	16.5	---	---	0
G	5770.3	S?	496505	7088048	0.8	2.9	1.2	2.4	5.9	17.4	---	---	0
H	5783.3	S?	496498	7088579	0.6	8.8	1.2	10.4	13.4	75.3	0.4	9	0
I	5789.2	B?	496494	7088797	4.1	7.4	3.2	22.4	32.6	151.6	2.1	57	0
J	5799.2	B?	496507	7089137	1.2	7.6	1.1	9.4	7.5	64.8	0.7	23	0
K	5803.4	E	496507	7089281	0.4	6.2	0.1	10.1	6.0	69.4	0.4	13	0
L	5836.8	S?	496536	7090526	0.1	8.1	0.5	11.4	6.5	87.9	---	---	0
M	5850.7	B?	496566	7091011	0.8	2.8	0.7	2.4	0.5	17.5	---	---	34
N	5902.0	B?	496551	7093107	2.5	3.0	1.5	3.6	6.4	19.9	---	---	0
O	5932.9	S?	496546	7094364	1.2	2.3	0.8	2.0	2.3	18.2	---	---	34
P	5994.0	M	496605	7096748	0.6	1.3	35.8	7.4	32.1	14.5	---	---	592

CX = COAXIAL
CP = COPLANAR

Note:EM values shown above are local amplitudes

*Estimated Depth may be unreliable because the stronger part of the conductor may be deeper or to one side of the flight line, or because of a shallow dip or magnetite/overburden effects

JOB 659

EM Anomaly List

Label	Fid	Interp	XUTM m	YUTM m	CX 1104 HZ Real ppm	CX 1104 HZ Quad ppm	CP 877 HZ Real ppm	CP 877 HZ Quad ppm	CP 7180 HZ Real ppm	CP 7180 HZ Quad ppm	Vertical Dike COND siemens	Vertical Dike DEPTH* m	Mag. Corr NT
LINE 11810													
Q	5996.1	D	496605	7096815	22.5	2.5	56.1	7.4	48.8	15.3	181.1	42	34
R	5999.0	M	496609	7096932	24.4	0.4	59.0	2.0	52.4	6.3	---	---	176
S	6004.0	B?	496614	7097123	5.1	2.9	9.4	3.3	7.0	25.4	---	---	34
T	6010.0	B?	496614	7097368	5.3	2.5	10.5	3.5	7.7	28.1	---	---	0
U	6013.0	B?	496612	7097503	1.9	4.6	5.6	7.9	7.7	62.9	---	---	0
V	6017.1	B?	496609	7097704	7.4	4.9	14.6	2.7	26.8	54.4	11.0	46	0
W	6026.5	B	496594	7098170	10.9	4.6	18.5	7.6	16.2	11.0	24.2	10	0
X	6046.5	B?	496592	7098998	30.7	3.9	45.1	5.5	82.8	41.9	160.9	24	34
Y	6056.0	M	496597	7099297	21.7	1.8	57.4	8.4	55.0	16.2	---	---	1124
Z	6065.4	B?	496625	7099624	32.6	2.2	69.0	3.8	56.4	16.0	435.3	33	0
AA	6071.0	B?	496653	7099858	1.9	3.9	7.0	10.3	5.2	32.1	---	---	0
AB	6085.0	B?	496686	7100345	5.7	1.4	10.8	9.4	10.6	8.0	---	---	0
AC	6087.8	B?	496689	7100465	75.8	5.0	156.7	2.3	141.3	48.6	583.1	19	34
AD	6093.0	B	496694	7100716	58.0	7.9	87.2	6.7	150.4	71.3	182.5	25	0
AE	6124.0	B?	496662	7102094	0.4	3.3	0.1	3.3	1.3	21.9	---	---	34
AF	6131.3	B?	496662	7102372	1.2	2.7	1.3	3.9	2.6	28.0	---	---	32
AG	6147.5	S?	496673	7102952	5.0	2.0	10.4	2.9	9.2	11.7	---	---	23
AH	6169.0	B?	496628	7103977	1.2	2.0	1.6	2.3	14.6	1.4	---	---	7
AI	6172.0	B?	496621	7104107	2.3	4.0	1.2	3.5	15.7	10.5	1.8	61	0
AJ	6188.1	D	496629	7104650	0.7	3.5	0.8	1.8	1.3	14.9	0.7	16	0
AK	6242.2	B?	496690	7106921	0.2	3.8	1.1	5.1	13.6	22.4	---	---	0
AL	6243.3	B?	496689	7106974	0.3	4.5	0.6	5.4	13.6	26.1	---	---	0
AM	6265.2	B?	496711	7107888	2.4	2.4	3.3	0.2	6.1	4.4	4.2	67	0
AN	6273.1	B?	496730	7108219	3.0	7.5	6.7	11.1	25.3	43.2	1.8	17	0
AO	6285.6	B?	496728	7108725	1.2	3.8	2.3	3.6	5.7	26.2	---	---	0
AP	6308.5	M	496732	7109484	0.3	0.3	0.7	0.2	0.3	5.3	---	---	60
AQ	6315.0	M	496735	7109681	0.6	0.2	1.4	0.5	1.3	0.4	---	---	396
AR	6323.2	E	496747	7109984	25.2	2.3	49.3	2.2	43.3	16.9	---	---	0
AS	6330.0	M	496760	7110265	2.6	0.7	7.6	5.4	7.0	19.6	---	---	219
AT	6338.6	B?	496751	7110638	24.4	3.9	24.1	3.1	21.9	24.7	1.0	0	0
AU	6347.5	M	496721	7111047	12.3	0.5	14.2	1.9	12.3	21.3	---	---	79
AV	6357.0	B?	496717	7111444	2.7	1.8	3.6	1.2	3.0	7.8	---	---	0
AW	6365.5	M	496724	7111709	0.2	1.4	13.4	3.7	9.0	9.1	---	---	231
AX	6369.3	D	496739	7111828	8.0	6.8	17.3	3.3	16.3	25.1	7.8	41	0
AY	6373.5	M	496759	7111973	0.3	3.6	2.6	6.5	2.2	37.5	---	---	26
AZ	6410.0	S	496767	7113121	2.4	4.9	1.8	7.0	2.0	58.4	---	---	0
BA	6427.5	B?	496776	7113866	9.4	2.0	0.7	1.3	7.5	3.5	67.0	11	0
BB	6433.1	D	496797	7114097	5.1	3.6	1.8	3.0	10.7	8.3	9.1	44	0
LINE 11811													
A	6655.3	S?	496857	7118738	2.2	2.3	0.8	2.0	3.2	14.2	---	---	40
B	6672.5	B?	496868	7119412	1.9	2.5	0.8	2.4	5.7	16.1	2.5	67	6
C	6687.1	S?	496848	7119883	0.4	3.7	3.0	5.3	6.2	37.4	---	---	0
D	6698.0	B?	496864	7120325	3.6	3.8	1.8	5.0	1.8	37.6	---	---	32
E	6701.6	B?	496870	7120484	4.9	0.5	9.1	5.2	10.7	37.7	109.0	75	0
F	6717.7	B?	496856	7121132	1.0	15.0	0.4	17.6	1.7	128.1	0.4	13	0

CX = COAXIAL
CP = COPLANAR

Note: EM values shown above are local amplitudes

*Estimated Depth may be unreliable because the stronger part of the conductor may be deeper or to one side of the flight line, or because of a shallow dip or magnetite/overburden effects

EM Anomaly List

Label	Fid	Interp	XUTM m	YUTM m	CX 1104 HZ Real ppm	CX 1104 HZ Quad ppm	CP 877 HZ Real ppm	CP 877 HZ Quad ppm	CP 7180 HZ Real ppm	CP 7180 HZ Quad ppm	Vertical Dike COND siemens	Vertical Dike DEPTH* m	Mag. Corr NT
LINE 11811													
G	6722.9	B?	496879	7121320	0.2	2.5	0.3	12.9	7.2	94.8	---	---	0
H	6758.2	S?	496855	7122752	0.2	2.4	1.4	2.1	2.6	13.4	---	---	25
I	6799.3	B?	496965	7124047	0.7	4.4	3.1	3.5	1.1	23.9	---	---	6
J	6813.8	B?	496930	7124536	8.3	4.1	3.7	3.2	0.6	25.5	17.6	37	6
K	6817.4	B?	496928	7124619	3.7	4.4	2.1	5.7	2.0	43.1	---	---	0
LINE 11812													
A	527.6	S?	496808	7113584	4.5	2.4	2.3	1.7	0.9	14.1	---	---	0
B	520.8	B?	496796	7113823	1.7	1.2	0.1	1.7	9.5	0.3	---	---	0
C	515.0	B?	496792	7114074	3.2	3.4	1.2	3.7	9.4	17.0	4.1	47	0
D	489.0	S?	496852	7115107	3.4	3.0	6.2	4.3	6.2	26.6	---	---	157
E	408.0	S	496865	7117523	0.3	4.6	0.4	6.4	0.4	48.5	---	---	0
F	386.5	B?	496847	7118137	0.9	2.2	2.1	2.3	1.7	14.5	---	---	0
G	365.6	B?	496901	7118751	0.2	3.3	0.9	3.4	3.2	21.8	---	---	0
H	339.0	B?	496882	7119413	2.1	1.9	5.1	2.9	6.9	19.4	---	---	0
LINE 11820													
A	1217.6	B?	496857	7085883	1.5	2.3	0.1	2.5	10.4	13.1	1.9	86	16
B	1213.4	B?	496871	7086073	0.0	2.5	0.1	2.5	10.2	13.1	---	---	0
C	1185.0	B?	496938	7087419	0.9	3.5	2.1	7.9	9.3	58.1	---	---	16
D	1179.9	B?	496921	7087623	2.8	4.2	2.6	4.0	7.3	33.8	2.3	69	8
E	1174.2	B?	496909	7087838	0.1	7.9	1.1	7.9	1.0	56.7	0.4	14	0
F	1158.1	B?	496904	7088449	0.9	0.3	0.6	1.7	3.7	11.6	---	---	0
G	1140.0	S	496876	7089243	0.7	2.0	1.0	2.9	9.3	18.0	---	---	16
H	1089.7	D	496980	7091308	7.0	1.4	15.6	2.4	11.7	11.9	51.2	63	0
I	1085.5	M	496978	7091460	0.5	1.1	2.0	2.7	1.5	9.2	---	---	157
J	1077.0	B?	496956	7091804	3.5	4.4	2.1	4.3	14.3	34.7	3.3	53	0
K	1061.0	B?	496917	7092471	2.5	3.6	1.4	3.0	8.6	10.4	2.5	60	0
L	1043.5	M	496940	7093189	0.0	1.2	0.9	1.6	0.6	7.5	---	---	90
M	1020.0	S	496971	7094095	0.4	1.7	1.4	1.7	2.5	12.8	---	---	0
N	946.0	M	496965	7097009	2.8	4.1	12.3	3.9	10.0	53.7	---	---	118
O	940.0	D	496967	7097132	5.0	7.7	0.0	11.6	24.2	72.3	2.8	59	0
P	929.9	D	496980	7097288	2.7	7.8	6.3	0.8	2.9	23.5	---	---	15
Q	923.5	D	497000	7097429	21.0	34.1	25.8	53.8	156.9	128.3	4.2	17	1
R	920.9	D	497013	7097504	21.0	34.1	25.8	53.3	156.0	189.5	4.2	17	1
S	918.4	D	497022	7097588	9.7	30.9	21.3	52.3	141.4	189.5	2.2	7	0
T	916.2	D	497025	7097663	4.7	25.3	4.9	20.2	33.8	117.8	1.2	7	0
U	910.0	B	497012	7097877	12.1	7.6	13.2	7.7	28.3	0.9	13.9	19	0
V	906.3	B	497004	7098013	10.6	11.2	14.3	12.3	35.0	35.7	6.2	26	0
W	874.0	B?	497030	7099343	31.0	1.4	86.0	19.2	71.3	7.1	---	---	1439
X	872.5	M	497029	7099401	33.3	1.8	95.0	19.2	77.6	7.6	---	---	0
Y	868.0	B?	497022	7099584	119.9	2.8	285.0	9.9	236.6	28.5	---	---	16
Z	799.6	D	497068	7102208	0.4	5.7	0.5	5.6	4.5	39.1	0.4	4	0
AA	783.8	D	497097	7102675	0.5	1.6	0.7	0.8	0.6	7.0	---	---	16
AB	731.4	B?	497125	7104629	1.8	4.6	1.3	3.7	8.3	25.7	1.5	32	0
AC	699.3	S?	497100	7105826	1.1	2.0	1.3	1.2	2.4	11.2	---	---	16

CX = COAXIAL
CP = COPLANAR

Note: EM values shown above are local amplitudes

*Estimated Depth may be unreliable because the stronger part of the conductor may be deeper or to one side of the flight line, or because of a shallow dip or magnetite/overburden effects

EM Anomaly List

Label	Fid	Interp	XUTM m	YUTM m	CX 1104 HZ Real ppm	CX 1104 HZ Quad ppm	CP 877 HZ Real ppm	CP 877 HZ Quad ppm	CP 7180 HZ Real ppm	CP 7180 HZ Quad ppm	Vertical Dike COND siemens	Vertical Dike DEPTH* m	Mag. Corr NT
LINE 11820													
AD	671.6	D	497110	7106747	0.8	1.6	0.6	0.8	2.7	3.1	---	---	0
AE	649.7	D	497122	7107553	1.4	2.5	0.5	1.8	0.7	13.3	1.4	73	0
AF	637.9	B?	497129	7108107	3.1	7.1	2.9	8.8	16.9	43.1	---	---	0
AG	626.5	B?	497119	7108661	5.6	4.5	5.1	4.8	10.7	18.6	7.5	43	0
AH	606.7	D	497139	7109550	13.2	4.4	28.1	4.0	23.9	25.6	---	---	16
AI	604.0	M	497144	7109647	1.4	1.9	3.7	4.0	3.6	19.4	---	---	240
AJ	577.5	M	497162	7110536	1.7	0.6	5.9	1.3	6.4	5.5	---	---	26
AK	569.5	M	497187	7110918	1.3	1.0	6.3	0.9	8.9	2.8	---	---	298
AL	557.6	B	497171	7111452	3.0	5.8	1.7	5.1	9.9	35.2	1.6	54	16
AM	525.0	S	497176	7112777	2.5	3.2	1.9	4.5	6.1	30.5	---	---	0
AN	500.4	S	497186	7113864	2.5	1.3	1.3	2.2	0.5	15.1	---	---	0
AO	480.0	S?	497240	7114768	1.2	1.8	2.7	2.5	2.4	18.7	---	---	120
AP	386.0	B?	497245	7118602	0.8	2.8	0.1	3.3	5.2	22.2	---	---	11
AQ	335.3	B?	497273	7120507	1.4	2.6	0.7	1.8	0.9	14.4	---	---	15
AR	314.2	S	497304	7121429	4.8	2.3	0.9	3.8	0.5	27.8	---	---	0
AS	296.4	S?	497272	7122210	0.0	3.7	0.2	2.6	2.4	18.0	---	---	16
AT	260.0	D	497344	7123700	2.2	2.5	0.9	2.5	3.0	19.1	---	---	0
AU	249.1	B?	497300	7124116	1.8	5.8	0.3	5.0	1.2	37.6	1.3	31	0
AV	238.1	B?	497293	7124566	0.8	6.4	0.8	7.8	0.5	50.4	---	---	0
AW	231.1	B?	497312	7124820	2.3	3.1	5.9	3.1	5.3	19.4	---	---	58
LINE 11830													
A	1407.0	B?	497262	7085678	2.9	3.2	0.7	3.1	5.1	21.4	---	---	0
B	1410.3	D	497268	7085821	2.3	7.5	1.3	9.8	24.2	56.0	1.4	28	0
C	1413.6	D	497271	7085971	0.2	2.7	2.0	9.8	0.9	56.0	---	---	7
D	1423.4	D	497279	7086355	0.5	3.3	1.1	1.7	1.2	9.5	0.6	8	142
E	1434.0	B?	497287	7086687	0.8	0.7	0.2	0.0	0.7	1.1	---	---	0
F	1441.8	B?	497303	7086927	1.6	1.4	0.7	1.3	2.2	8.6	---	---	0
G	1463.2	B?	497275	7087598	0.6	1.8	0.6	1.3	3.1	7.4	---	---	7
H	1486.6	D	497281	7088516	2.1	4.1	0.8	3.3	4.3	25.8	1.4	63	0
I	1561.6	B?	497366	7091455	1.5	4.1	1.2	4.3	6.7	28.2	---	---	7
J	1577.1	B?	497306	7092254	3.2	2.2	2.6	2.7	6.4	7.1	---	---	0
K	1652.0	S	497370	7094876	1.7	3.5	1.4	4.2	4.7	25.2	---	---	7
L	1678.3	B	497379	7095954	2.8	6.1	3.3	5.5	17.3	15.7	2.0	34	4
M	1685.0	B	497412	7096232	2.3	3.2	4.4	6.0	9.2	10.7	2.4	67	0
N	1689.7	B	497421	7096408	3.1	14.8	5.0	19.1	54.2	101.0	1.1	4	0
O	1722.6	B	497407	7097733	1.5	1.0	5.6	3.0	14.8	0.0	1.0	0	0
P	1762.3	B?	497393	7099322	2.1	2.9	3.7	5.9	12.0	21.2	---	---	0
Q	1766.0	B?	497397	7099497	3.0	4.8	1.1	5.7	12.0	30.1	---	---	0
R	1788.4	B	497412	7100586	8.8	10.3	16.1	15.3	40.9	51.3	5.0	32	0
S	1792.3	B?	497415	7100771	4.9	9.7	14.1	11.9	40.9	51.3	---	---	5
T	1819.8	B	497449	7101828	3.0	4.1	1.9	7.2	17.7	27.7	2.8	49	7
U	1832.6	B?	497456	7102378	1.0	2.0	0.4	2.5	5.1	15.5	1.1	100	0
V	1848.7	B	497476	7103091	0.4	7.3	1.3	9.8	13.6	52.3	---	---	0
W	1856.9	B	497492	7103477	1.6	8.4	5.3	9.2	32.5	33.9	0.8	0	3
X	1963.3	B	497511	7106832	2.1	3.9	2.4	5.2	18.5	2.0	---	---	7

CX = COAXIAL
CP = COPLANAR

Note: EM values shown above are local amplitudes

*Estimated Depth may be unreliable because the stronger part of the conductor may be deeper or to one side of the flight line, or because of a shallow dip or magnetite/overburden effects

EM Anomaly List

Label	Fid	Interp	XUTM m	YUTM m	CX 1104 HZ Real ppm	CX 1104 HZ Quad ppm	CP 877 HZ Real ppm	CP 877 HZ Quad ppm	CP 7180 HZ Real ppm	CP 7180 HZ Quad ppm	Vertical Dike COND siemens	Vertical Dike DEPTH* m	Mag. Corr NT
LINE 11830													
Y	1971.0	B?	497491	7107139	4.5	3.0	1.3	2.5	3.9	14.5	---	---	4
Z	2004.0	M	497531	7108553	4.6	1.9	1.6	2.6	0.2	16.2	---	---	0
AA	2018.8	B?	497532	7109120	2.0	3.6	1.0	4.1	11.9	17.5	---	---	0
AB	2023.7	B?	497533	7109313	1.3	4.4	2.9	6.3	14.6	22.3	---	---	0
AC	2058.0	M	497556	7110719	1.2	1.3	0.0	2.0	3.1	8.9	---	---	0
AD	2070.0	M	497564	7111085	1.7	0.8	5.7	1.0	5.4	3.5	---	---	0
AE	2075.5	D	497574	7111282	2.8	4.9	6.8	2.2	14.6	17.5	1.9	44	0
AF	2163.0	M	497610	7114638	1.5	0.7	2.3	1.6	15.1	3.8	---	---	109
AG	2170.0	S?	497608	7114914	4.0	1.3	15.3	1.7	16.8	10.4	---	---	20
AH	2173.0	M	497604	7115035	4.5	1.3	4.6	1.1	3.5	11.3	---	---	15
AI	2278.4	B?	497701	7118790	3.8	1.9	1.4	2.1	0.1	14.7	---	---	0
AJ	2302.2	B?	497637	7119701	6.0	0.7	2.7	0.6	0.9	5.3	---	---	0
AK	2324.2	B?	497635	7120551	1.3	2.0	0.9	1.2	0.0	9.8	1.9	88	7
AL	2336.8	B?	497683	7120981	3.0	1.6	1.4	1.5	0.8	12.5	---	---	0
AM	2343.5	B?	497677	7121207	1.2	3.1	1.2	2.9	6.9	19.6	1.4	38	0
AN	2381.6	B?	497684	7122572	1.4	3.1	0.9	2.4	1.3	19.6	1.6	50	0
AO	2420.0	S?	497722	7123991	1.8	3.1	0.8	4.1	1.8	32.9	---	---	7
AP	2459.2	D	497733	7125552	1.9	5.0	1.0	4.6	4.9	37.0	1.5	37	0
LINE 11840													
A	3081.1	B?	497866	7106743	4.3	5.9	2.9	5.7	18.3	28.7	3.1	45	0
B	3073.5	B?	497906	7107060	2.9	5.9	0.8	6.1	5.5	39.7	2.2	41	2
C	3033.7	B?	497925	7108437	0.2	5.8	5.9	6.8	0.1	49.2	---	---	4
D	3024.4	S?	497875	7108791	1.9	7.1	2.4	7.0	1.3	49.7	---	---	0
E	3003.2	D	497906	7109462	7.4	21.5	8.0	25.9	63.0	136.2	2.2	16	0
F	2979.0	M	497980	7110223	5.4	1.2	1.4	2.6	6.0	7.4	---	---	28
G	2964.0	B?	498030	7110835	1.6	4.0	3.2	5.6	7.1	35.5	---	---	0
H	2962.0	M	498028	7110914	0.0	3.7	0.6	5.0	7.0	27.7	---	---	153
I	2956.1	B?	498007	7111144	4.1	4.9	3.4	4.6	12.1	4.0	3.9	45	0
J	2950.2	D	497986	7111387	0.1	2.5	0.3	3.1	3.7	13.6	---	---	4
K	2942.8	B?	497967	7111680	2.6	1.4	6.0	1.1	7.5	7.4	---	---	0
L	2931.0	S?	497949	7112079	3.6	2.1	1.7	3.2	1.0	21.1	---	---	0
M	2898.2	B?	498010	7113304	0.1	3.0	0.6	2.3	1.6	17.5	---	---	0
N	2876.0	S?	497977	7114127	0.1	3.5	2.6	5.0	15.5	29.1	0.4	0	0
O	2805.0	S	498034	7116930	1.5	1.9	0.5	1.8	0.7	15.4	---	---	4
P	2782.9	D	498079	7117800	1.6	1.6	2.3	1.4	0.9	8.4	3.3	83	0
Q	2774.7	B?	498059	7118085	1.8	1.6	3.5	3.7	3.4	27.6	---	---	4
R	2748.0	S?	498010	7118939	2.2	4.3	3.8	5.5	3.2	37.2	1.5	76	4
S	2723.0	S	498082	7119773	0.5	4.5	2.7	5.8	1.1	39.8	---	---	0
T	2705.8	B?	498116	7120422	6.4	4.3	3.0	4.2	3.8	29.5	10.3	46	4
U	2693.6	B?	498128	7120922	1.6	6.6	1.7	6.2	0.6	43.8	1.0	26	0
V	2686.8	D	498141	7121187	0.3	1.4	0.7	2.8	5.4	15.5	0.7	14	4
W	2682.6	D	498151	7121325	1.1	3.0	0.4	2.1	2.7	13.5	1.3	41	0
X	2664.3	B?	498132	7121862	0.1	2.2	0.2	6.3	5.7	45.6	---	---	4
Y	2660.4	D	498114	7122039	1.5	8.3	1.8	7.9	8.9	57.8	0.8	11	4
Z	2630.3	B?	498107	7123371	0.3	1.1	0.1	1.7	5.3	8.5	0.9	9	4

CX = COAXIAL
CP = COPLANAR

Note: EM values shown above are local amplitudes

*Estimated Depth may be unreliable because the stronger part of the conductor may be deeper or to one side of the flight line, or because of a shallow dip or magnetite/overburden effects

EM Anomaly List

Label	Fid	Interp	XUTM m	YUTM m	CX 1104 HZ Real ppm	CX 1104 HZ Quad ppm	CP 877 HZ Real ppm	CP 877 HZ Quad ppm	CP 7180 HZ Real ppm	CP 7180 HZ Quad ppm	Vertical Dike COND siemens	Vertical Dike DEPTH* m	Mag. Corr NT
LINE 11840													
AA	2603.0	S	498121	7124449	1.7	3.3	1.0	3.4	3.8	25.1	---	---	0
AB	2584.4	B?	498144	7125149	2.2	1.6	0.9	1.0	2.8	8.0	---	---	0
LINE 11841													
A	3850.2	S?	497693	7085339	1.0	7.1	1.8	9.2	8.9	67.4	---	---	0
B	3831.4	S	497629	7086131	0.8	3.4	0.9	3.2	9.2	23.7	---	---	7
C	3810.4	B?	497631	7087073	1.5	2.4	0.9	2.6	4.4	18.7	1.8	82	0
D	3801.4	B?	497691	7087429	2.7	5.3	1.2	3.6	3.3	26.2	1.5	66	0
E	3755.6	B?	497703	7089355	2.5	1.9	4.6	0.9	2.0	5.9	---	---	0
F	3732.6	B?	497649	7090331	2.5	0.6	1.8	1.1	0.3	13.8	---	---	0
G	3699.0	M	497748	7091402	1.3	0.1	2.5	1.9	1.8	5.4	---	---	0
H	3693.0	M	497756	7091590	1.4	1.5	4.0	1.8	3.4	14.2	---	---	7
I	3690.0	D	497760	7091694	3.7	3.4	17.9	0.7	18.8	13.8	---	---	56
J	3681.0	B?	497764	7092070	0.7	0.3	2.9	3.7	11.8	2.0	---	---	0
K	3673.8	B?	497765	7092427	2.5	7.1	1.3	6.5	15.7	51.1	1.6	28	0
L	3658.0	M	497791	7093112	2.3	0.4	6.3	0.3	1.6	1.8	---	---	0
M	3650.4	E	497793	7093388	2.2	4.0	4.3	4.9	7.8	31.1	1.6	68	6
N	3641.8	B?	497764	7093701	3.1	1.9	1.7	2.7	5.9	20.7	---	---	0
O	3637.4	B?	497745	7093872	1.4	2.7	0.8	2.9	6.4	17.8	1.2	84	7
P	3608.0	B?	497797	7094997	1.1	2.4	0.7	2.9	9.9	16.2	1.5	57	7
Q	3594.6	B	497791	7095477	7.5	9.2	8.5	13.1	37.2	35.8	4.4	35	7
R	3587.8	B	497769	7095785	5.5	2.5	9.9	2.9	11.4	6.0	17.4	40	7
S	3585.0	B	497762	7095915	1.8	6.8	6.4	7.3	35.4	17.9	1.1	11	7
T	3581.3	B	497761	7096089	2.0	4.1	3.5	3.9	23.2	1.2	---	---	0
U	3578.2	D	497769	7096216	3.3	1.6	0.2	1.1	5.9	13.3	12.9	70	0
V	3569.0	B?	497799	7096531	2.3	7.2	2.1	12.4	34.0	57.2	1.4	30	6
W	3538.0	B	497803	7097623	2.1	4.2	3.7	6.1	15.4	29.0	1.5	77	7
X	3473.6	B?	497825	7099774	2.0	4.9	2.0	5.4	14.1	20.2	1.6	26	7
LINE 11842													
A	1724.7	B	497793	7099705	0.1	3.7	2.7	3.6	12.6	7.9	---	---	0
B	1768.1	S?	497839	7101298	0.7	6.1	4.5	11.6	23.1	43.9	0.4	9	0
C	1778.8	D	497849	7101652	5.4	3.5	0.3	2.1	3.7	19.2	10.0	41	0
D	1785.8	D	497853	7101935	2.2	6.8	1.0	7.5	11.7	48.6	1.4	20	0
E	1799.2	B?	497859	7102473	2.3	6.7	1.5	9.8	20.4	49.2	1.5	25	4
F	1814.2	B	497864	7103055	19.4	19.1	37.2	31.5	61.8	51.7	8.5	25	0
G	1822.4	B	497882	7103404	2.9	1.4	16.9	0.0	11.4	27.4	---	---	0
H	1826.9	B	497885	7103572	2.2	5.9	3.4	7.1	26.5	13.1	---	---	0
I	1830.8	B	497887	7103709	6.4	11.5	6.7	16.9	53.6	43.1	2.4	40	0
J	1862.9	B?	497882	7104781	0.4	9.4	0.5	10.0	7.6	72.3	0.4	11	5
K	1896.9	S	497889	7105859	2.8	4.4	0.9	5.3	11.0	35.7	---	---	0
L	1915.4	B?	497889	7106589	4.1	4.6	1.5	7.9	15.9	39.6	---	---	1
M	1918.5	B	497886	7106701	4.3	4.3	0.4	1.6	10.6	4.5	5.0	41	0
N	1929.3	B	497862	7107073	0.8	4.0	0.4	4.0	5.8	20.0	0.7	15	0

CX = COAXIAL
CP = COPLANAR

Note: EM values shown above are local amplitudes

*Estimated Depth may be unreliable because the stronger part of the conductor may be deeper or to one side of the flight line, or because of a shallow dip or magnetite/overburden effects

JOB 659

EM Anomaly List

Label	Fid	Interp	XUTM m	YUTM m	CX 1104 HZ Real ppm	CX 1104 HZ Quad ppm	CP 877 HZ Real ppm	CP 877 HZ Quad ppm	CP 7180 HZ Real ppm	CP 7180 HZ Quad ppm	Vertical Dike COND siemens	Vertical Dike DEPTH* m	Mag. Corr NT
LINE 11850													
A	3944.5	B?	498051	7085140	4.2	7.3	3.0	5.6	13.2	35.3	2.1	52	11
B	3968.2	S	498069	7086220	1.8	2.6	1.6	5.8	0.6	41.9	---	---	0
C	4011.3	D	498109	7087837	4.1	6.0	1.0	3.7	10.6	19.8	2.8	54	6
D	4047.0	B?	498061	7089169	1.7	1.2	0.1	0.6	0.5	4.7	6.1	82	6
E	4075.0	B?	498152	7090056	1.4	2.3	1.0	2.1	3.2	13.7	1.7	90	1
F	4096.1	E	498233	7090828	1.8	1.7	1.6	5.0	10.5	38.7	---	---	26
G	4102.0	M	498223	7091115	1.0	0.9	3.8	0.7	3.0	3.2	---	---	0
H	4124.1	B	498126	7092171	8.2	10.9	9.8	19.2	56.3	62.8	4.1	40	12
I	4155.3	B	498175	7093111	0.0	4.1	0.3	6.6	12.2	37.8	---	---	0
J	4163.4	B?	498172	7093459	3.9	3.0	2.2	1.7	2.7	6.8	7.1	51	6
K	4171.0	B?	498168	7093802	2.9	0.9	1.0	0.5	2.0	7.5	---	---	0
L	4203.4	B?	498129	7095123	0.1	5.9	1.4	7.8	20.3	39.9	0.4	0	0
M	4211.4	B?	498147	7095448	8.4	1.5	4.6	2.9	14.4	21.0	66.0	37	7
N	4216.9	B	498160	7095671	12.8	12.1	5.8	11.1	31.6	53.7	7.8	25	6
O	4222.4	B?	498162	7095854	3.5	6.5	10.6	12.1	30.6	26.2	---	---	0
P	4233.8	B?	498158	7096101	1.2	2.4	0.8	3.7	15.7	14.9	---	---	6
Q	4259.1	B	498147	7096925	5.6	2.4	4.8	3.0	19.4	4.8	1.0	0	0
R	4298.2	B?	498172	7098303	3.6	1.9	0.2	1.8	7.5	11.5	11.5	61	0
S	4301.5	B?	498170	7098449	3.6	1.9	0.5	1.8	7.5	11.6	---	---	0
T	4325.2	B?	498237	7099682	1.4	6.1	1.2	4.7	10.3	35.4	0.9	16	6
U	4329.6	B	498252	7099902	1.4	7.3	2.4	10.6	27.5	74.0	0.8	11	0
V	4338.5	D	498262	7100329	2.5	4.3	2.2	6.0	23.8	24.7	---	---	0
W	4387.5	S?	498243	7102329	0.0	6.0	1.7	8.8	21.7	52.9	0.4	0	6
X	4390.9	B?	498261	7102493	1.8	3.8	2.3	4.5	21.6	23.3	---	---	4
Y	4398.6	D	498283	7102855	4.2	27.6	3.6	24.4	65.4	139.3	1.0	2	6
Z	4405.2	B	498286	7103161	20.3	33.7	23.0	44.4	118.2	237.4	4.0	14	0
AA	4426.6	B	498289	7103916	6.9	12.5	8.8	20.8	64.1	37.5	2.4	27	6
AB	4428.8	B	498292	7104001	5.1	14.3	8.8	20.8	64.1	37.5	2.0	9	0
AC	4437.9	B	498274	7104337	0.0	4.7	4.9	5.5	11.2	27.7	---	---	0
AD	4449.5	B?	498241	7104721	0.1	3.4	0.1	3.2	0.1	22.6	---	---	0
AE	4461.3	D	498219	7105125	5.1	9.7	1.3	7.1	16.0	42.7	2.0	50	0
AF	4497.6	B	498291	7106656	0.8	4.8	2.5	7.8	27.6	12.9	---	---	6
AG	4541.4	S?	498383	7108620	3.5	4.8	1.2	4.9	3.5	35.1	---	---	0
AH	4565.7	B?	498339	7109583	0.7	3.3	1.6	2.3	6.7	13.2	0.8	25	0
AI	4572.0	D	498329	7109876	5.9	14.1	5.3	20.0	58.8	92.6	2.4	21	6
AJ	4574.6	B	498327	7109994	3.8	10.4	5.8	21.5	71.5	91.8	1.8	24	0
AK	4582.2	D	498326	7110335	0.1	6.4	5.4	11.0	21.6	31.8	---	---	0
AL	4606.9	D	498352	7111101	5.1	5.7	5.3	2.0	9.9	14.3	4.5	38	0
AM	4621.1	B?	498363	7111511	1.3	2.5	1.6	2.4	5.7	14.9	1.4	81	0
AN	4631.5	B?	498400	7111887	1.3	2.8	2.7	2.8	2.6	17.8	1.6	53	0
AO	4649.5	S?	498418	7112722	0.2	0.8	1.6	2.0	1.7	9.6	---	---	0
AP	4673.4	B	498398	7113734	5.0	5.5	4.7	6.5	15.5	38.5	4.6	51	0
AQ	4677.1	B	498393	7113892	3.0	7.5	4.2	7.5	17.7	40.8	---	---	0
AR	4679.0	M	498390	7113974	0.0	7.5	0.2	7.6	17.7	40.8	---	---	100
AS	4695.0	S	498407	7114581	3.2	1.2	4.9	1.4	1.0	10.1	---	---	0

CX = COAXIAL
CP = COPLANAR

Note: EM values shown above are local amplitudes

*Estimated Depth may be unreliable because the stronger part of the conductor may be deeper or to one side of the flight line, or because of a shallow dip or magnetite/overburden effects

JOB 659

EM Anomaly List

Label	Fid	Interp	XUTM m	YUTM m	CX 1104 HZ Real ppm	CX 1104 HZ Quad ppm	CP 877 HZ Real ppm	CP 877 HZ Quad ppm	CP 7180 HZ Real ppm	CP 7180 HZ Quad ppm	Vertical Dike COND siemens	Vertical Dike DEPTH* m	Mag. Corr NT
LINE 11850													
AT	4737.0	S	498418	7116078	1.1	5.1	0.6	9.0	4.4	62.6	---	---	1
AU	4782.0	B?	498421	7117880	2.0	1.3	3.4	3.7	2.8	24.5	---	---	0
AV	4802.5	B?	498425	7118699	3.7	3.4	0.2	4.5	2.2	29.2	---	---	0
AW	4846.1	D	498449	7120449	1.2	8.4	1.4	7.1	7.6	49.1	0.6	9	0
AX	4853.8	D	498472	7120785	1.4	2.8	1.1	1.3	4.9	14.2	1.7	45	0
AY	4864.8	B?	498484	7121238	3.4	8.7	1.4	8.6	5.8	59.8	1.9	25	0
AZ	4867.9	B?	498478	7121375	3.5	2.6	3.1	5.4	9.4	33.0	---	---	0
BA	4923.0	B?	498455	7123352	1.1	4.5	1.6	3.6	6.8	22.2	0.9	17	0
BB	4930.8	B?	498466	7123639	0.9	3.2	0.9	4.2	8.8	28.0	---	---	6
BC	4934.4	B?	498476	7123786	0.2	1.8	0.5	1.8	7.0	10.3	---	---	3
BD	4954.1	B?	498534	7124697	0.8	7.0	1.9	5.6	9.2	37.8	0.5	8	6
LINE 11860													
A	1220.0	B?	498519	7085587	3.9	1.4	5.4	2.2	8.2	17.3	---	---	9
B	1212.5	B?	498498	7085924	3.3	2.5	1.1	1.8	3.9	11.6	---	---	0
C	1177.6	S	498524	7087464	1.2	3.7	1.1	6.0	10.3	25.5	---	---	9
D	1170.0	B?	498530	7087834	0.8	2.3	1.2	1.0	3.5	7.0	---	---	0
E	1135.0	S	498468	7089309	2.1	4.6	1.5	6.5	3.7	45.2	---	---	0
F	1055.9	B	498601	7092267	17.0	43.3	28.0	69.6	186.0	101.6	3.2	6	0
G	1047.2	B?	498580	7092612	1.2	5.3	0.8	4.8	4.1	37.3	---	---	0
H	1033.3	D	498547	7093106	2.5	7.0	0.8	10.6	23.7	61.0	1.6	23	9
I	1027.9	B	498553	7093323	2.7	9.8	3.9	9.8	11.7	58.2	1.3	22	0
J	1011.0	M	498538	7094045	2.4	3.7	3.1	5.0	3.0	25.7	---	---	0
K	995.1	B?	498566	7094712	0.9	4.9	0.4	4.4	5.8	31.1	0.7	12	0
L	980.7	B?	498615	7095077	10.0	2.2	18.1	9.9	7.4	43.2	---	---	16
M	976.0	D	498629	7095209	8.4	8.4	14.7	17.6	5.9	52.5	---	---	0
N	971.7	B	498636	7095388	22.7	22.5	26.9	24.7	85.6	74.3	8.9	17	0
O	964.2	D	498645	7095743	2.3	5.4	6.9	6.8	6.9	21.8	1.7	35	9
P	961.0	D	498654	7095890	19.3	5.2	17.0	8.1	34.8	31.4	56.4	29	0
Q	953.0	D	498646	7096156	7.5	9.3	4.4	5.0	11.5	24.8	4.4	34	0
R	943.5	B?	498615	7096509	0.6	6.6	0.0	5.1	12.1	24.3	---	---	1
S	899.6	B?	498620	7098131	2.6	2.3	1.5	0.8	2.1	9.6	---	---	9
T	888.2	D	498675	7098513	2.0	3.2	1.4	1.7	7.1	18.7	2.0	78	0
U	872.4	B?	498626	7098931	2.3	1.4	2.1	4.6	12.0	30.5	8.5	75	0
V	810.5	B?	498596	7101136	1.3	4.3	1.0	6.0	17.1	22.1	1.1	20	3
W	776.8	D	498666	7102433	2.2	3.8	1.6	6.1	9.9	40.7	1.8	78	9
X	767.1	B	498693	7102838	3.1	7.3	4.0	10.7	37.9	39.4	2.0	21	9
Y	760.2	B	498686	7103160	7.5	16.3	12.1	26.8	59.8	71.7	2.8	25	0
Z	759.2	B	498685	7103206	7.5	17.9	12.1	26.8	59.8	75.9	2.6	24	0
AA	732.0	B	498691	7104107	3.2	11.7	8.0	16.1	43.0	60.0	1.4	18	0
AB	724.5	B	498696	7104389	7.3	21.3	11.4	25.8	66.5	76.5	2.2	6	0
AC	712.1	D	498709	7104937	0.9	5.4	0.7	5.3	0.3	47.5	0.6	23	0
AD	695.1	D?	498750	7105716	1.3	6.0	2.5	7.2	18.6	23.6	0.9	24	0
AE	670.5	B	498714	7106556	1.4	2.3	2.8	4.8	13.8	5.3	1.0	0	0
AF	659.9	B?	498680	7106979	1.3	5.2	1.1	5.3	2.9	34.8	1.0	28	0
AG	614.6	B?	498703	7108689	0.6	4.6	0.8	5.1	7.2	32.4	---	---	9

CX = COAXIAL
CP = COPLANAR

Note: EM values shown above are local amplitudes

*Estimated Depth may be unreliable because the stronger part of the conductor may be deeper or to one side of the flight line, or because of a shallow dip or magnetite/overburden effects

JOB 659

EM Anomaly List

Label	Fid	Interp	XUTM m	YUTM m	CX 1104 HZ Real ppm	CX 1104 HZ Quad ppm	CP 877 HZ Real ppm	CP 877 HZ Quad ppm	CP 7180 HZ Real ppm	CP 7180 HZ Quad ppm	Vertical Dike COND siemens	Vertical Dike DEPTH* m	Mag. Corr NT
LINE 11860													
AH	576.8	S?	498787	7109913	1.9	3.0	0.0	4.2	7.3	28.3	---	---	0
AI	568.7	B	498782	7110265	0.5	8.6	2.0	8.7	30.4	62.7	---	---	11
AJ	565.3	B	498771	7110435	5.8	5.4	8.2	4.4	21.0	15.4	6.1	29	9
AK	549.9	B?	498723	7111165	0.6	2.0	2.9	0.9	7.8	14.2	1.0	33	0
AL	530.5	B?	498739	7111775	3.9	2.4	5.5	2.6	2.3	17.1	---	---	0
AM	480.7	S	498799	7113567	0.8	4.1	0.7	6.5	12.2	37.2	0.7	22	5
AN	470.8	B?	498783	7113981	1.2	3.3	3.7	4.5	10.2	20.7	---	---	0
AO	469.0	B?	498781	7114054	1.1	3.6	3.5	4.5	10.1	20.7	---	---	0
AP	427.3	S	498827	7115533	2.6	2.6	1.7	1.1	2.6	8.1	---	---	0
AQ	313.9	S?	498871	7119315	1.2	14.3	2.1	18.3	5.1	133.0	0.4	9	0
AR	294.6	S	498846	7120049	1.1	4.9	1.1	8.8	2.9	58.1	---	---	1
AS	287.5	D	498843	7120342	2.7	4.1	2.0	5.8	9.4	35.9	2.3	65	9
AT	284.3	D	498844	7120458	0.6	5.4	1.2	5.3	6.8	33.5	0.4	3	9
AU	269.1	B?	498888	7120868	1.8	1.4	0.7	0.1	1.7	2.3	---	---	9
AV	259.5	B?	498928	7121189	1.4	4.5	0.3	2.2	6.6	14.7	1.2	18	0
AW	245.2	B?	498929	7121786	3.1	6.8	1.8	9.4	9.0	61.5	---	---	0
AX	242.1	B?	498924	7121902	3.1	6.8	1.8	9.4	11.4	61.5	---	---	0
AY	239.0	B?	498915	7122012	1.5	7.4	1.5	8.8	8.2	57.2	---	---	0
AZ	234.9	B?	498905	7122155	3.5	3.4	1.3	1.9	0.8	15.6	4.8	64	0
BA	222.6	B?	498878	7122631	0.5	3.8	0.7	3.8	0.8	28.4	---	---	6
BB	212.3	B?	498868	7123060	0.1	2.0	0.1	1.4	8.5	7.6	---	---	0
BC	206.0	D	498886	7123322	2.3	4.4	1.6	4.1	8.5	22.1	---	---	0
BD	198.2	B?	498898	7123608	1.0	0.3	1.3	0.0	1.1	16.2	---	---	0
BE	189.1	B?	498906	7123923	0.8	3.1	0.2	1.8	0.1	19.2	---	---	0
BF	185.9	B?	498914	7124035	0.8	4.3	0.3	6.5	6.8	42.7	---	---	0
LINE 11870													
A	1354.0	S	498823	7086543	0.6	5.5	1.0	6.9	4.6	47.6	---	---	0
B	1379.6	S?	498886	7087455	2.2	1.1	0.9	0.2	2.2	6.1	---	---	0
C	1403.5	B?	498936	7088206	1.6	1.2	1.5	0.7	0.8	3.7	---	---	24
D	1414.0	S?	498919	7088587	0.5	1.8	1.7	3.6	1.7	20.8	---	---	58
E	1434.3	H	498897	7089431	0.4	3.8	0.6	6.3	14.1	45.8	---	---	0
F	1477.5	M	498980	7091015	4.2	0.1	11.7	2.3	10.1	3.1	---	---	245
G	1496.4	B	498928	7091898	0.7	5.4	2.4	5.9	15.7	21.4	0.5	0	24
H	1550.0	S	498945	7094001	2.5	3.1	5.8	5.3	8.2	35.2	---	---	0
I	1555.6	D	498938	7094217	1.5	0.6	1.5	0.3	6.2	24.5	15.5	84	0
J	1557.5	M	498938	7094291	0.1	0.6	1.1	0.0	0.4	10.2	---	---	1026
K	1571.5	B?	498964	7094849	4.8	6.5	15.1	10.3	19.7	66.4	3.3	51	0
L	1577.0	B?	498976	7095108	0.0	5.6	1.3	5.5	12.1	49.7	0.4	9	24
M	1580.0	M	498985	7095261	1.4	3.3	3.5	5.4	18.5	24.3	---	---	42
N	1583.9	B?	498999	7095459	10.7	2.3	25.0	1.5	40.9	3.5	68.6	33	0
O	1587.0	M	499006	7095613	11.3	2.4	25.0	1.6	40.9	6.8	---	---	70
P	1588.4	B?	499007	7095679	3.4	4.8	8.0	0.5	3.3	21.1	2.8	65	75
Q	1591.5	D	499005	7095827	7.3	5.6	20.3	7.6	21.5	21.1	8.9	50	195
R	1594.3	B	498999	7095955	39.3	26.1	65.6	37.1	111.4	57.2	19.1	16	24
S	1595.6	B	498997	7096013	43.7	32.7	73.6	37.9	114.6	57.2	16.6	9	0

CX = COAXIAL
CP = COPLANAR

Note: EM values shown above are local amplitudes

*Estimated Depth may be unreliable because the stronger part of the conductor may be deeper or to one side of the flight line, or because of a shallow dip or magnetite/overburden effects

EM Anomaly List

Label	Fid	Interp	XUTM m	YUTM m	CX 1104 HZ Real ppm	CX 1104 HZ Quad ppm	CP 877 HZ Real ppm	CP 877 HZ Quad ppm	CP 7180 HZ Real ppm	CP 7180 HZ Quad ppm	Vertical Dike COND siemens	Vertical Dike DEPTH* m	Mag. Corr NT
LINE 11870													
T	1602.3	D	498990	7096267	16.1	15.3	38.1	18.2	51.3	38.3	8.4	25	23
U	1730.6	S	499010	7099887	5.3	0.6	2.1	0.8	3.4	6.6	---	---	0
V	1770.0	B?	499048	7101499	0.4	2.1	0.3	2.3	8.1	7.5	---	---	0
W	1798.0	B?	499097	7102550	0.1	6.2	0.5	7.3	1.1	58.9	---	---	0
X	1805.6	B	499114	7102884	1.8	4.3	4.1	10.6	45.1	93.3	1.6	41	0
Y	1813.0	D	499118	7103218	3.5	7.9	0.4	7.2	15.5	39.2	2.1	25	0
Z	1846.9	B	499081	7104518	4.1	4.7	2.2	6.7	14.8	25.7	4.0	53	0
AA	1854.4	B	499100	7104873	1.9	5.3	3.1	6.9	17.4	25.8	1.5	23	0
AB	1863.6	B?	499087	7105200	1.1	2.5	0.0	0.8	0.1	11.7	---	---	24
AC	1885.4	D	499116	7105896	17.8	17.3	14.3	22.4	52.7	28.8	8.4	17	0
AD	1894.6	S?	499153	7106214	2.4	1.0	7.0	0.7	7.7	7.5	---	---	0
AE	1908.2	B	499150	7106845	2.7	6.4	3.0	10.1	31.7	36.8	1.8	29	0
AF	1927.3	B?	499068	7107791	3.3	2.5	0.7	4.8	7.0	28.9	---	---	0
AG	1956.0	B	499109	7109004	14.5	11.0	39.3	27.3	31.7	98.0	---	---	0
LINE 11871													
A	2145.2	B?	499085	7108723	52.7	3.9	99.3	3.5	71.3	21.5	441.6	25	0
B	2150.0	B?	499107	7108935	53.2	5.2	94.9	8.4	93.4	46.5	---	---	0
C	2152.0	M	499115	7109028	4.0	5.2	104.1	8.7	93.1	46.5	---	---	1396
D	2157.5	M	499132	7109292	2.7	0.8	2.9	15.4	3.0	2.9	---	---	1992
E	2159.9	D	499134	7109412	90.7	3.2	183.3	15.4	160.7	33.7	---	---	41
F	2187.6	B	499144	7110646	0.6	4.1	4.2	4.2	23.4	19.7	1.0	0	0
G	2208.0	M	499131	7111316	0.3	0.9	0.0	1.6	0.1	5.6	---	---	0
H	2217.9	B	499141	7111669	3.1	8.4	5.6	10.6	23.7	67.0	1.7	30	0
I	2219.1	B	499143	7111721	2.2	10.0	6.5	10.6	22.9	67.0	1.0	18	0
J	2221.9	B	499144	7111852	1.9	5.1	2.5	7.4	18.9	56.4	1.5	32	41
K	2224.1	B	499144	7111961	0.0	4.6	2.5	7.4	18.9	33.8	0.4	0	41
L	2261.6	B?	499195	7113620	2.5	1.7	4.1	2.5	1.6	17.6	---	---	41
M	2322.2	S?	499193	7116222	0.1	4.4	3.1	6.5	9.9	44.7	0.4	3	41
N	2348.3	B?	499230	7117264	2.0	4.7	1.6	6.4	9.4	38.8	---	---	0
O	2367.0	M	499235	7117817	5.0	2.8	2.7	2.9	4.5	14.1	---	---	0
P	2372.0	B?	499206	7117980	8.2	4.1	13.5	5.4	11.0	37.3	17.3	50	0
Q	2401.8	S?	499141	7119035	1.1	13.9	1.6	18.6	8.5	139.1	0.4	9	0
R	2421.7	B?	499219	7119753	4.6	3.8	0.8	2.7	3.8	17.5	6.5	50	0
S	2435.0	S?	499243	7120272	4.3	4.3	2.4	5.4	6.1	42.6	---	---	0
T	2442.3	B?	499230	7120508	5.3	3.6	1.7	3.6	5.3	27.8	---	---	39
U	2456.6	D	499241	7121131	5.5	2.3	2.3	1.8	4.5	12.8	19.3	43	0
V	2464.3	S?	499247	7121417	3.2	9.6	2.0	13.6	8.0	102.8	1.6	26	0
W	2471.3	B?	499258	7121713	1.9	1.1	0.4	1.1	4.7	6.8	9.2	65	0
X	2480.1	B?	499254	7121991	2.1	7.2	0.9	6.5	4.4	44.0	1.3	22	0
Y	2485.1	B?	499258	7122174	1.6	7.7	0.1	9.3	7.7	61.1	0.9	21	41
Z	2487.8	B?	499265	7122285	1.8	7.9	1.5	11.4	9.1	81.9	1.0	22	0
AA	2497.1	B?	499277	7122698	1.9	5.0	1.7	3.7	0.3	24.8	1.6	34	0
AB	2505.5	S?	499262	7123025	0.9	7.2	1.7	8.7	13.3	57.0	0.5	7	0
AC	2509.2	B?	499258	7123158	0.9	2.9	0.6	8.8	13.2	56.7	1.0	34	41
AD	2514.9	B?	499265	7123364	1.5	0.7	1.1	0.1	2.2	0.5	11.4	90	0

CX = COAXIAL
CP = COPLANAR

Note: EM values shown above are local amplitudes

*Estimated Depth may be unreliable because the stronger part of the conductor may be deeper or to one side of the flight line, or because of a shallow dip or magnetite/overburden effects

JOB 659

EM Anomaly List

Label	Fid	Interp	XUTM m	YUTM m	CX 1104 HZ Real ppm	CX 1104 HZ Quad ppm	CP 877 HZ Real ppm	CP 877 HZ Quad ppm	CP 7180 HZ Real ppm	CP 7180 HZ Quad ppm	Vertical Dike COND siemens	Vertical Dike DEPTH* m	Mag. Corr NT
LINE 11871													
AE	2524.4	S?	499280	7123778	3.1	5.9	3.2	5.3	8.9	37.2	---	---	41
AF	2529.2	B?	499277	7124004	0.5	5.4	0.4	4.1	4.7	25.4	0.4	10	41
AG	2533.0	B?	499276	7124174	2.3	1.6	2.1	3.8	5.0	6.6	6.7	81	41
AH	2538.4	B?	499279	7124403	1.1	6.3	1.7	4.7	0.1	35.3	---	---	41
AI	2541.7	B?	499283	7124541	0.3	2.6	0.4	4.5	0.5	31.8	---	---	0
AJ	2550.3	B?	499288	7124884	3.2	8.4	2.6	9.4	16.0	60.5	1.8	29	37
AK	2553.7	B?	499286	7125019	2.2	5.5	2.6	9.4	16.0	60.5	1.7	36	41
LINE 11880													
A	3223.2	B?	499547	7102459	1.3	3.8	0.8	5.4	13.1	35.8	---	---	0
B	3195.7	B	499490	7103411	5.6	12.7	8.3	15.5	43.2	64.1	2.5	26	0
C	3190.4	B	499498	7103664	5.3	4.1	3.2	3.9	6.8	23.8	---	---	0
D	3148.5	B	499498	7105079	3.8	1.2	0.2	0.4	11.0	8.8	26.4	60	21
E	3142.4	B	499527	7105351	0.1	2.9	0.8	3.8	11.6	6.5	---	---	0
F	3134.4	D	499558	7105757	1.3	1.3	1.8	11.5	12.5	35.9	---	---	0
G	3130.9	D	499563	7105924	9.3	11.5	9.3	12.0	31.2	35.9	4.8	36	22
H	3128.8	D	499561	7106012	10.5	4.8	9.7	6.4	16.1	18.7	21.4	42	0
I	3091.0	B?	499513	7107078	1.6	6.2	3.7	8.0	13.4	44.2	---	---	0
J	3045.1	S?	499504	7108784	5.2	2.7	9.7	4.3	16.6	30.0	0.5	0	0
K	3027.5	M	499562	7109496	0.0	0.7	3.0	5.1	2.0	10.5	---	---	0
L	3016.2	S?	499535	7109960	15.9	5.3	15.0	7.7	11.8	42.8	---	---	23
M	2995.8	B	499561	7110838	2.5	6.2	3.7	7.7	37.4	21.1	1.7	14	0
N	2990.9	B	499577	7111084	2.8	5.8	5.6	5.6	22.7	11.7	2.1	28	0
O	2984.7	S?	499588	7111377	0.1	2.9	2.8	1.9	1.9	14.3	---	---	23
P	2924.5	S?	499615	7113604	0.1	5.4	2.4	6.3	0.6	39.6	0.4	10	37
Q	2875.0	S	499606	7115655	1.5	1.4	1.4	1.1	0.4	4.8	---	---	23
R	2825.0	S	499659	7117516	1.1	0.4	0.6	1.0	2.0	7.1	---	---	23
S	2785.6	B?	499652	7119088	1.8	3.3	1.3	2.6	7.3	15.3	1.6	66	0
T	2733.4	S?	499709	7121198	0.8	13.9	1.8	19.0	24.1	132.4	0.4	6	0
U	2716.5	B?	499695	7121924	2.4	5.5	3.3	6.1	5.3	47.1	---	---	0
V	2696.4	B?	499651	7122804	0.3	1.4	1.0	0.9	0.4	8.2	---	---	23
W	2692.2	B?	499643	7122989	0.6	1.5	0.3	1.5	3.4	11.1	1.4	50	22
X	2680.3	S?	499651	7123477	0.4	3.8	1.4	5.6	12.5	36.0	0.4	3	0
Y	2669.0	B?	499686	7123946	0.7	4.6	1.1	5.6	10.0	32.5	0.6	14	0
Z	2653.8	B?	499731	7124623	0.9	3.9	0.9	4.9	7.5	28.7	0.8	19	0
LINE 11881													
A	1053.7	D	499372	7094617	11.1	19.7	6.1	13.8	37.9	53.1	2.9	25	4
B	1049.3	D	499376	7094733	0.4	5.2	7.8	10.6	10.7	13.8	0.4	0	34
C	1042.6	B	499382	7094933	4.0	9.3	7.3	12.9	19.8	57.0	2.2	23	3
D	1035.7	D	499389	7095177	5.1	9.4	0.7	9.8	22.8	55.8	2.1	42	0
E	1032.2	D	499390	7095308	2.3	3.8	7.8	1.2	8.6	14.8	1.9	54	0
F	1028.0	B	499386	7095489	8.7	7.7	7.8	9.1	35.6	30.2	7.7	32	14
G	1024.5	B	499386	7095648	17.2	7.3	29.8	3.9	25.8	29.7	28.2	32	4
H	1020.7	B	499392	7095817	14.6	4.3	26.8	11.7	15.6	47.0	45.6	37	4
I	1017.5	M	499399	7095967	12.8	8.3	4.1	11.7	21.9	56.4	---	---	126

CX = COAXIAL
CP = COPLANAR

Note: EM values shown above are local amplitudes

*Estimated Depth may be unreliable because the stronger part of the conductor may be deeper or to one side of the flight line, or because of a shallow dip or magnetite/overburden effects

JOB 659

EM Anomaly List

Label	Fid	Interp	XUTM m	YUTM m	CX 1104 HZ Real ppm	CX 1104 HZ Quad ppm	CP 877 HZ Real ppm	CP 877 HZ Quad ppm	CP 7180 HZ Real ppm	CP 7180 HZ Quad ppm	Vertical Dike COND siemens	Vertical Dike DEPTH* m	Mag. Corr NT
LINE 11881													
J	1015.8	D	499402	7096047	3.8	8.4	4.1	12.1	21.9	56.4	---	---	4
K	1013.4	D	499404	7096165	3.0	7.5	2.9	9.3	19.5	39.7	1.9	31	0
L	961.8	B	499430	7098123	2.8	1.2	1.5	1.8	1.8	3.7	---	---	0
LINE 11885													
A	3657.0	S	499241	7085605	1.5	1.3	0.9	2.7	1.1	16.9	---	---	18
B	3630.7	S?	499276	7086703	1.1	1.7	1.1	2.0	9.4	10.3	---	---	0
C	3604.7	B?	499336	7087657	0.7	1.4	1.8	1.8	10.1	16.3	---	---	0
D	3592.5	M	499344	7088126	0.0	1.3	14.1	10.1	14.8	80.0	---	---	0
E	3583.9	B?	499295	7088463	4.4	6.5	6.9	7.4	5.1	51.5	2.8	59	0
F	3537.8	B?	499329	7090378	7.7	0.5	14.7	0.3	12.6	2.0	---	---	0
G	3528.1	B?	499319	7090704	5.3	1.7	11.4	3.9	10.7	8.2	---	---	304
H	3520.0	M	499311	7090975	14.1	0.2	5.3	0.8	5.5	0.0	---	---	0
I	3509.0	M	499319	7091338	0.4	2.2	0.1	2.1	0.0	15.3	---	---	0
J	3495.5	B	499331	7091881	0.1	2.1	6.4	2.1	12.2	12.4	1.0	0	0
K	3489.9	B	499341	7092129	2.9	0.5	1.5	0.5	1.2	9.5	---	---	0
L	3476.1	D	499349	7092606	5.3	11.3	1.7	6.6	15.1	49.9	2.5	17	0
M	3468.4	B	499348	7092861	3.1	0.8	0.7	0.6	10.0	0.1	34.9	62	22
N	3439.1	B?	499342	7094140	8.3	0.7	17.7	2.3	14.6	2.4	---	---	0
O	3435.0	M	499338	7094295	3.0	0.0	9.1	2.3	7.9	0.3	---	---	0
P	3426.6	D	499352	7094574	13.1	17.7	20.0	14.9	53.3	54.8	4.7	23	0
Q	3424.0	D	499362	7094653	7.3	10.4	12.9	13.7	40.4	45.8	---	---	15
R	3417.1	D	499394	7094853	3.8	12.4	6.3	12.0	14.6	79.2	1.6	16	0
S	3407.6	B	499426	7095192	5.4	15.3	0.7	15.3	33.3	79.8	2.0	10	25
LINE 11890													
A	3734.4	S	499756	7085105	1.6	7.3	1.4	10.5	13.6	67.1	---	---	9
B	3765.8	B?	499657	7086433	0.7	4.3	1.0	4.7	8.5	28.1	---	---	117
C	3831.0	S?	499729	7088425	2.0	7.9	1.7	9.3	9.4	66.4	---	---	9
D	3847.1	B?	499704	7088976	1.2	1.2	0.2	0.8	1.9	8.2	---	---	6
E	3861.0	D	499707	7089500	3.3	1.8	0.6	1.9	2.8	11.9	---	---	9
F	3876.0	D	499709	7090176	3.7	1.2	7.5	0.8	6.3	8.4	---	---	0
G	3884.7	D	499709	7090561	0.5	1.9	3.2	1.9	3.4	9.3	---	---	0
H	3904.5	D	499726	7091421	4.4	4.5	5.7	5.8	10.2	22.7	4.8	56	9
I	3908.0	D	499724	7091595	4.6	8.6	7.3	10.8	29.9	26.7	2.0	50	5
J	3926.0	B?	499706	7092388	2.1	4.2	1.5	5.2	13.0	31.8	---	---	0
K	3986.3	B?	499781	7094607	7.5	7.8	12.7	8.7	24.1	16.6	5.6	43	0
L	3990.2	D	499776	7094763	9.7	24.6	18.3	28.4	58.1	112.7	2.7	15	8
M	3993.9	D	499769	7094910	7.4	20.2	7.8	26.1	71.3	117.2	2.3	15	10
N	3997.0	D	499766	7095044	7.4	11.3	0.1	26.1	34.6	117.2	3.2	35	13
O	4000.3	D	499768	7095188	5.5	12.9	4.4	13.5	41.2	29.2	2.4	9	9
P	4006.0	B	499774	7095435	2.4	7.3	5.6	6.8	25.0	39.8	---	---	9
Q	4010.0	B	499774	7095577	5.0	8.2	8.8	8.2	31.2	42.3	2.5	51	0
R	4019.6	B	499763	7095858	1.4	4.1	1.5	0.7	0.5	17.2	1.2	34	0
S	4029.3	B?	499758	7096135	1.7	5.7	5.3	8.7	24.5	28.6	---	---	0
T	4052.2	D	499781	7096876	0.5	2.1	1.9	0.9	5.3	7.8	---	---	9

CX = COAXIAL
CP = COPLANAR

Note: EM values shown above are local amplitudes

*Estimated Depth may be unreliable because the stronger part of the conductor may be deeper or to one side of the flight line, or because of a shallow dip or magnetite/overburden effects

JOB 659

EM Anomaly List

Label	Fid	Interp	XUTM m	YUTM m	CX 1104 HZ Real ppm	CX 1104 HZ Quad ppm	CP 877 HZ Real ppm	CP 877 HZ Quad ppm	CP 7180 HZ Real ppm	CP 7180 HZ Quad ppm	Vertical Dike COND siemens	Vertical Dike DEPTH* m	Mag. Corr NT
LINE 11890													
U	4057.5	B	499782	7097087	5.6	3.4	4.4	5.3	8.1	20.6	---	---	9
V	4074.5	B	499813	7097898	5.9	8.4	11.5	11.3	32.4	27.0	---	---	9
W	4080.2	B	499835	7098158	5.0	8.7	11.8	15.9	46.6	50.2	2.3	47	0
X	4094.8	B	499824	7098661	1.0	5.2	3.5	9.3	25.2	33.5	0.7	9	0
Y	4174.7	D	499846	7101794	0.9	15.8	0.8	12.4	5.2	93.8	0.4	11	0
Z	4177.5	B	499848	7101884	2.0	19.2	2.9	24.3	46.1	164.1	0.5	4	0
AA	4196.5	B?	499872	7102591	1.0	8.3	1.3	10.5	20.4	60.6	0.5	8	4
AB	4216.4	B	499912	7103487	11.7	11.8	3.5	8.5	28.8	35.2	6.9	26	9
AC	4223.7	B	499896	7103751	3.9	4.9	3.9	7.5	16.2	15.3	---	---	9
AD	4284.4	B?	499942	7105847	2.7	2.7	0.2	2.2	0.2	25.6	4.3	68	0
AE	4290.7	D	499931	7106030	8.6	9.1	1.9	5.2	14.2	19.9	5.9	23	0
AF	4310.0	B?	499895	7106528	2.9	0.2	2.1	0.3	1.6	2.8	---	---	0
AG	4320.7	B?	499914	7106939	6.1	32.7	7.1	45.9	124.7	275.4	1.3	0	0
AH	4359.9	B?	499934	7108681	0.7	5.0	1.0	5.7	2.1	49.4	0.5	13	0
AI	4372.5	M	499945	7109242	8.1	3.1	6.7	4.6	21.0	33.1	---	---	227
AJ	4377.0	M	499943	7109423	0.5	1.7	17.8	2.7	7.4	32.6	---	---	0
AK	4418.0	B	499915	7111122	6.7	11.3	9.4	18.4	55.8	44.6	2.7	15	0
AL	4441.0	B?	499959	7111952	3.4	3.3	1.3	2.2	2.4	15.5	---	---	0
AM	4464.4	B?	499968	7113030	1.0	1.6	0.4	2.1	1.8	14.4	---	---	9
AN	4482.0	M	499954	7113730	1.6	1.7	2.4	2.8	2.1	14.8	---	---	82
LINE 19010													
A	1106.5	B?	428599	7149088	0.8	6.3	1.2	5.9	4.4	45.7	0.5	13	0
B	1158.3	B?	430300	7149045	3.1	1.9	0.3	1.2	3.7	6.9	---	---	72
C	1172.4	B?	430751	7149060	2.6	1.6	1.0	1.3	0.3	8.2	---	---	18
D	1184.0	B?	431170	7149068	0.7	0.9	0.1	1.2	0.4	3.7	---	---	0
E	1210.0	M	432233	7149046	2.8	1.6	0.5	2.4	0.9	14.3	---	---	0
F	1228.4	S	432839	7149010	1.2	3.2	1.8	4.1	4.9	32.8	---	---	16
G	1259.3	B?	433978	7148974	1.1	2.9	0.3	2.0	2.6	11.2	---	---	0
H	1269.2	D	434320	7148970	1.9	4.1	5.8	9.8	24.5	15.6	---	---	0
I	1272.7	D	434444	7148966	1.7	7.4	3.6	6.1	18.4	25.1	1.0	14	49
J	1276.5	B	434577	7148971	5.5	13.0	14.5	19.2	52.3	47.5	2.4	15	0
K	1279.0	D	434662	7148976	6.4	14.0	17.2	27.2	78.0	58.8	2.6	14	184
L	1281.1	D	434738	7148981	6.6	14.4	17.1	26.3	72.4	54.2	2.7	13	0
M	1288.5	B	435014	7149002	4.8	6.7	5.7	10.3	26.2	40.1	3.2	43	0
N	1292.3	B	435174	7149011	3.0	6.8	5.7	13.9	39.7	61.7	2.0	30	0
O	1295.1	B	435293	7149015	2.0	5.9	7.9	13.9	39.7	61.7	1.4	30	0
P	1301.5	B?	435584	7149015	1.8	1.9	7.0	5.0	8.9	12.7	3.4	52	0
Q	1313.0	B?	436057	7149025	1.7	3.3	1.4	9.3	16.8	89.0	---	---	0
R	1317.3	D	436225	7149035	1.9	7.8	0.4	8.0	8.0	29.5	1.1	29	79
S	1319.3	B	436307	7149039	1.9	8.0	1.3	17.3	9.8	102.8	1.1	28	0
T	1349.7	B	437522	7148919	2.7	4.4	4.7	7.9	14.9	22.7	---	---	0
U	1363.7	B	438044	7148912	5.6	5.6	4.9	8.1	21.8	21.8	5.5	37	0
V	1372.6	D	438473	7148950	2.9	3.0	2.4	4.4	8.0	13.7	4.2	55	0
W	1391.8	B	439186	7148978	2.4	3.6	0.6	2.2	3.3	12.7	2.2	58	0
X	1405.2	B	439682	7149007	2.4	13.9	2.4	13.3	38.8	83.3	0.9	3	0

CX = COAXIAL
CP = COPLANAR

Note: EM values shown above are local amplitudes

*Estimated Depth may be unreliable because the stronger part of the conductor may be deeper or to one side of the flight line, or because of a shallow dip or magnetite/overburden effects

EM Anomaly List

Label	Fid	Interp	XUTM m	YUTM m	CX 1104 HZ Real ppm	CX 1104 HZ Quad ppm	CP 877 HZ Real ppm	CP 877 HZ Quad ppm	CP 7180 HZ Real ppm	CP 7180 HZ Quad ppm	Vertical Dike COND siemens	Vertical Dike DEPTH* m	Mag. Corr NT
LINE 19010													
Y	1408.2	B	439814	7149010	3.9	11.8	6.3	17.8	55.3	84.9	---	---	0
LINE 19020													
A	1795.0	S	430245	7144215	1.5	3.9	1.0	6.0	2.8	41.8	---	---	0
B	1765.1	S	431492	7144205	0.5	8.0	0.8	10.5	14.2	67.8	0.4	0	0
C	1744.4	B	432535	7144211	1.5	2.4	3.0	2.2	7.6	13.9	---	---	0
D	1740.1	B	432738	7144213	1.7	3.6	4.7	6.3	14.8	14.5	1.7	43	0
E	1734.0	B	433032	7144216	9.1	19.5	9.0	24.9	68.1	94.9	3.0	12	0
F	1714.3	B	434047	7144199	1.9	17.7	2.9	23.6	66.3	96.5	0.6	0	15
G	1707.5	B	434371	7144194	0.9	4.9	1.1	8.3	15.9	36.3	---	---	0
H	1680.0	B	435691	7144160	1.4	2.9	2.0	1.2	3.6	7.7	---	---	0
I	1676.4	B	435854	7144153	4.1	5.0	3.8	6.1	20.4	32.8	3.7	37	13
J	1662.0	B	436504	7144131	7.6	16.0	10.6	24.1	62.3	77.9	2.9	7	3
K	1651.1	B	437061	7144137	1.0	2.5	1.6	3.9	12.5	20.1	0.5	0	10
L	1644.5	B	437406	7144129	3.2	1.0	3.2	2.8	0.8	14.1	---	---	13
M	1631.0	B	438030	7144116	6.4	12.1	8.8	18.0	50.3	51.3	2.2	30	0
LINE 19030													
A	2005.7	B	428438	7139419	2.2	3.5	4.1	5.6	13.0	11.9	2.0	51	17
B	2019.1	B	428729	7139376	2.4	11.7	7.1	13.0	2.1	115.4	---	---	14
C	2025.3	B	428865	7139365	0.9	11.8	1.4	14.4	40.0	114.1	0.4	17	0
D	2031.8	B	429029	7139357	4.2	1.2	10.0	3.0	5.5	28.8	---	---	0
E	2037.7	B	429215	7139362	2.8	1.2	3.8	1.7	8.7	12.3	---	---	0
F	2043.3	B	429419	7139381	6.8	5.2	8.2	7.5	18.9	17.4	8.6	4	0
G	2049.2	D	429660	7139397	4.0	4.5	5.8	7.1	18.6	19.5	4.2	13	14
H	2121.7	B	431518	7139317	2.5	4.1	3.6	6.7	17.8	16.7	---	---	15
I	2185.0	S	433750	7139345	0.5	0.8	0.8	1.2	2.7	8.0	---	---	17
J	2215.0	S?	434506	7139347	0.0	2.8	8.7	6.0	4.7	23.6	---	---	11
K	2227.5	M	434883	7139286	10.2	10.3	18.8	11.6	28.1	80.1	---	---	82
L	2227.7	B?	434891	7139284	10.3	11.0	19.5	11.9	28.2	86.3	6.1	34	82
M	2240.4	B?	435391	7139241	0.5	3.7	0.8	1.5	2.5	16.0	0.5	3	0
N	2257.8	D	436163	7139354	3.0	1.5	2.8	1.6	7.1	0.2	---	---	0
O	2270.0	B	436671	7139392	7.9	5.4	9.5	7.7	24.1	3.9	---	---	0
P	2281.6	B	437033	7139360	3.2	12.0	5.4	17.4	34.3	93.2	---	---	0
Q	2285.9	B	437156	7139340	6.4	12.7	7.7	19.5	54.7	70.0	2.1	35	202
R	2306.0	B	437817	7139193	6.3	18.6	6.8	16.4	50.4	64.7	2.0	12	0
S	2315.4	B	438211	7139181	2.3	4.1	0.4	1.5	24.8	5.8	1.7	62	3
T	2326.7	B?	438705	7139225	4.8	3.7	1.1	1.3	1.1	12.2	7.8	46	17
U	2337.2	B?	439131	7139272	1.1	4.6	1.2	5.1	10.7	26.3	0.9	21	0
V	2353.2	S	439813	7139257	3.6	1.9	0.5	3.6	5.4	30.9	---	---	0
LINE 19040													
A	2675.8	B	433146	7134586	1.2	0.9	0.9	2.0	11.1	11.5	---	---	0
B	2533.9	B	438755	7134569	27.7	24.9	46.9	43.4	99.4	34.1	10.9	0	0
C	2532.5	B	438822	7134561	22.3	24.1	26.8	34.3	90.8	46.9	7.7	0	9

CX = COAXIAL
CP = COPLANAR

Note: EM values shown above are local amplitudes

*Estimated Depth may be unreliable because the stronger part of the conductor may be deeper or to one side of the flight line, or because of a shallow dip or magnetite/overburden effects

JOB 659

EM Anomaly List

Label	Fid	Interp	XUTM m	YUTM m	CX 1104 HZ Real ppm	CX 1104 HZ Quad ppm	CP 877 HZ Real ppm	CP 877 HZ Quad ppm	CP 7180 HZ Real ppm	CP 7180 HZ Quad ppm	Vertical Dike COND siemens	Vertical Dike DEPTH* m	Mag. Corr NT
LINE 19050													
A	2940.1	S?	427932	7130072	0.0	2.6	0.8	2.5	0.5	15.9	---	---	7
B	2987.4	B?	429429	7129749	0.1	3.8	1.5	3.7	8.4	14.6	---	---	0
C	2992.0	B?	429632	7129750	2.5	2.7	1.4	3.6	8.3	18.0	3.7	59	0
D	2998.9	B?	429945	7129735	0.5	3.5	0.4	3.4	7.0	25.8	0.5	0	6
E	3022.5	D	430717	7129721	1.6	1.6	0.4	0.6	1.3	4.3	---	---	0
F	3029.9	B	430954	7129700	3.6	7.2	1.4	5.6	14.7	42.4	1.7	54	0
G	3034.3	B	431114	7129705	1.2	7.0	2.2	9.2	22.0	61.1	0.7	7	0
H	3057.5	B?	431848	7129716	4.1	2.2	0.8	1.6	5.2	15.1	---	---	0
I	3063.9	B?	432141	7129718	0.2	3.6	0.4	3.2	5.4	23.2	0.4	0	0
J	3090.1	B	433086	7129733	0.2	5.8	2.4	6.8	14.5	53.2	0.4	4	2
K	3120.1	B?	434359	7129681	1.3	2.3	1.2	1.2	3.2	19.5	1.4	81	6
L	3136.5	B?	435063	7129607	1.9	1.0	1.0	0.5	0.6	3.7	---	---	0
M	3152.3	B?	435678	7129640	0.4	2.7	0.4	2.7	1.7	17.4	---	---	0
N	3179.4	B	436710	7129704	3.1	4.2	2.1	6.4	20.0	22.7	---	---	0
O	3230.0	B?	438162	7129573	1.0	2.6	0.5	1.2	3.0	8.5	---	---	9
LINE 19060													
A	3595.8	S	429556	7124941	0.4	2.8	0.6	3.5	6.9	24.4	---	---	0
B	3490.5	B	433962	7124886	4.1	2.6	1.5	3.8	12.5	17.7	---	---	0
C	3465.8	B?	435181	7124852	2.0	2.1	3.1	1.5	5.0	8.7	---	---	0
D	3437.5	D	436564	7124895	1.2	3.6	1.6	12.0	38.4	66.5	---	---	8
E	3435.3	D	436669	7124896	1.2	8.8	5.9	15.2	59.7	66.5	---	---	0
F	3431.7	B	436858	7124889	4.2	11.9	7.0	16.0	64.0	55.9	1.9	3	0
G	3428.9	B	437005	7124874	1.4	5.6	2.0	7.3	20.6	23.4	---	---	50
LINE 19065													
A	8242.1	S	466612	7124443	1.2	1.3	0.1	0.9	0.4	6.6	---	---	12
B	8180.9	S?	469409	7124386	0.7	5.2	2.9	5.2	8.0	38.8	---	---	12
C	8158.2	S	470458	7124448	7.6	1.2	11.4	1.6	9.3	11.5	---	---	0
D	8155.0	M	470605	7124461	3.0	1.3	4.8	1.5	3.3	7.0	---	---	0
E	8148.5	M	470923	7124473	2.1	0.2	5.3	0.5	5.0	0.1	---	---	0
F	8117.8	B?	472314	7124546	0.4	2.5	0.9	1.6	0.5	12.9	---	---	0
G	8044.0	M	475033	7124455	2.6	0.5	5.5	1.2	5.9	6.7	---	---	91
H	8005.2	S?	476680	7124282	0.6	3.2	0.2	3.7	1.6	25.8	---	---	12
I	7905.0	S	480689	7124337	0.8	0.4	1.2	0.4	2.6	3.9	---	---	0
J	7886.2	E	481421	7124315	0.4	1.7	2.0	2.4	3.6	19.1	---	---	0
K	7863.1	B?	482419	7124322	1.4	2.7	1.2	0.6	2.1	2.6	1.3	85	0
L	7848.5	B?	483037	7124362	2.4	2.5	5.8	4.7	5.3	32.7	---	---	12
M	7835.7	B?	483436	7124369	2.7	1.1	4.3	1.4	3.2	10.3	---	---	0
N	7822.0	M	483795	7124344	8.2	0.3	13.2	0.4	11.6	1.0	---	---	0
O	7782.5	M	485072	7124275	2.7	0.9	6.7	1.5	4.0	3.7	---	---	13
P	7758.5	B?	485983	7124296	2.7	2.2	0.0	2.5	7.4	12.5	---	---	8
Q	7747.4	S	486497	7124286	2.5	2.1	1.0	3.5	5.1	20.9	---	---	0
R	7684.1	B?	489140	7124304	8.3	6.5	18.7	6.6	9.2	52.9	8.8	45	12
S	7679.7	B?	489315	7124306	10.0	5.2	17.3	9.1	10.4	47.5	17.2	29	0

CX = COAXIAL
CP = COPLANAR

Note:EM values shown above are local amplitudes

*Estimated Depth may be unreliable because the stronger part of the conductor may be deeper or to one side of the flight line, or because of a shallow dip or magnetite/overburden effects

EM Anomaly List

Label	Fid	Interp	XUTM m	YUTM m	CX 1104 HZ Real ppm	CX 1104 HZ Quad ppm	CP 877 HZ Real ppm	CP 877 HZ Quad ppm	CP 7180 HZ Real ppm	CP 7180 HZ Quad ppm	Vertical Dike COND siemens	Vertical Dike DEPTH* m	Mag. Corr NT
LINE 19065													
T	7677.5	M	489403	7124304	1.3	5.0	3.6	9.1	4.8	47.5	---	---	744
U	7604.5	B	492154	7124151	0.8	4.0	0.8	6.4	15.4	34.4	0.7	23	0
V	7594.1	B	492412	7124165	5.8	1.7	0.6	0.8	1.1	11.9	32.9	34	0
W	7551.1	S	494060	7124151	1.3	5.0	1.0	6.5	6.3	48.4	---	---	0
X	7526.7	B?	494990	7124115	0.9	12.8	1.2	18.6	1.9	127.7	0.4	12	0
Y	7503.1	S?	495759	7124082	0.4	4.8	1.1	4.2	0.1	28.9	---	---	0
Z	7447.0	S?	497998	7124084	0.7	2.4	0.2	2.6	1.1	17.0	---	---	0
AA	7436.0	S?	498467	7124081	2.4	2.6	0.9	3.0	0.5	20.8	---	---	0
AB	7419.8	S	499147	7124102	3.6	7.0	1.0	8.3	4.8	56.1	---	---	12
LINE 19066													
A	8599.4	S?	457127	7124541	1.0	3.0	0.5	1.7	2.9	12.6	1.1	29	0
B	8583.3	B?	457860	7124572	1.6	1.7	0.8	1.3	4.8	7.4	3.3	75	7
C	8553.6	D	459136	7124634	1.8	3.9	5.5	3.6	3.5	25.3	1.8	49	0
D	8539.1	B?	459815	7124556	3.7	2.7	0.4	1.9	3.3	12.9	7.5	58	0
E	8528.0	S?	460351	7124547	0.2	3.8	2.4	6.1	12.4	30.6	0.4	0	0
LINE 19070													
A	5397.5	B	427705	7120095	3.3	8.4	3.6	11.2	35.2	59.0	---	---	0
B	5424.5	B?	428853	7120076	1.4	1.9	0.3	0.9	1.8	7.3	---	---	8
C	5550.9	B	433454	7120025	4.0	3.5	4.8	6.3	16.8	10.3	---	---	24
D	5582.9	B	434508	7120041	1.4	7.8	2.0	9.9	24.0	61.2	0.8	17	0
E	5626.4	B	436223	7119994	2.8	5.5	3.2	7.6	13.0	30.3	---	---	0
F	5628.8	B	436344	7119999	2.2	9.6	3.2	9.8	21.9	47.7	1.1	23	8
G	5689.8	B	438748	7119965	2.9	7.7	1.9	8.8	20.4	45.3	1.8	20	8
H	5691.0	D	438805	7119966	2.9	7.7	1.9	8.8	20.4	45.3	---	---	0
I	5713.5	D	439661	7119980	1.3	2.3	1.1	0.7	1.0	4.5	1.6	84	0
J	5722.8	B	439928	7119957	4.6	2.7	1.5	2.8	11.5	18.8	---	---	7
K	5772.0	D?	441567	7119948	3.1	2.7	0.1	2.8	0.9	20.4	---	---	0
L	5781.5	B?	442037	7119935	0.6	2.3	3.6	1.2	6.6	12.0	---	---	0
M	5814.5	B?	443508	7119921	0.1	3.1	0.7	2.3	5.7	16.1	---	---	0
N	5887.2	S?	446891	7119872	0.3	3.9	1.2	3.5	3.8	23.1	---	---	0
O	5903.0	S	447631	7119877	1.4	5.0	1.2	5.1	7.8	42.0	---	---	0
P	6018.0	S	452526	7119846	0.4	2.5	1.5	5.2	6.3	45.2	---	---	0
Q	6038.3	B?	453380	7119893	4.4	1.1	3.8	4.5	4.3	32.6	41.9	49	8
R	6105.2	S	456097	7119747	0.7	7.4	0.8	9.0	6.9	63.4	---	---	0
S	6141.8	B?	457381	7119790	0.6	1.5	1.8	2.1	7.9	0.5	---	---	0
T	6193.3	S?	459277	7119710	0.7	1.6	2.0	1.0	3.5	7.8	1.3	46	8
U	6203.0	B?	459679	7119695	0.8	2.5	0.8	1.4	1.4	17.6	---	---	8
V	6209.4	B?	459936	7119681	2.3	0.1	1.1	0.2	1.2	3.0	---	---	0
W	6233.6	S?	461015	7119711	3.1	0.6	1.4	2.6	0.1	20.1	---	---	0
X	6298.6	S?	463332	7119660	4.6	2.6	0.4	3.6	0.7	22.9	---	---	2
Y	6419.3	B?	467458	7119664	4.3	4.1	1.6	3.5	4.7	21.4	---	---	0
Z	6445.0	S	468357	7119676	0.2	3.6	0.5	3.6	7.4	22.1	---	---	0
AA	6507.6	B?	470592	7119708	2.6	1.6	2.1	2.4	3.1	19.0	---	---	0
AB	6533.1	B?	471555	7119634	4.1	2.0	1.5	2.7	1.0	17.8	---	---	0

CX = COAXIAL
CP = COPLANAR

Note: EM values shown above are local amplitudes

*Estimated Depth may be unreliable because the stronger part of the conductor may be deeper or to one side of the flight line, or because of a shallow dip or magnetite/overburden effects

JOB 659

EM Anomaly List

Label	Fid	Interp	XUTM m	YUTM m	CX 1104 HZ Real ppm	CX 1104 HZ Quad ppm	CP 877 HZ Real ppm	CP 877 HZ Quad ppm	CP 7180 HZ Real ppm	CP 7180 HZ Quad ppm	Vertical Dike COND siemens	Vertical Dike DEPTH* m	Mag. Corr NT
LINE 19070													
AC	6625.9	S	475229	7119555	6.6	1.2	1.8	2.2	1.8	10.5	---	---	0
AD	6672.1	S?	476854	7119556	0.9	1.7	1.2	0.7	1.4	4.4	---	---	0
AE	6687.1	B?	477382	7119617	0.3	0.9	1.0	1.3	1.8	10.0	---	---	3
AF	6699.2	S?	477905	7119672	1.6	3.7	0.7	3.9	2.4	26.0	---	---	5
AG	6706.6	S?	478272	7119660	0.7	4.1	1.7	3.4	6.4	23.2	---	---	0
AH	6724.1	B?	479019	7119508	2.3	1.7	0.9	0.5	2.2	4.0	6.6	63	8
AI	6732.5	B?	479406	7119419	0.1	2.3	1.1	3.7	5.3	24.9	0.4	0	0
AJ	6761.7	B?	480845	7119365	1.1	2.1	4.4	0.7	8.2	4.2	---	---	0
AK	6766.4	B?	481078	7119431	2.7	3.9	3.5	2.6	6.5	18.4	2.5	58	0
AL	6771.5	B?	481312	7119487	4.3	0.5	4.6	1.0	2.4	6.7	110.9	80	19
AM	6788.0	M	482071	7119506	1.7	1.7	2.9	3.6	3.3	17.9	---	---	0
AN	6798.6	B	482400	7119537	5.0	2.5	6.6	1.9	8.2	13.6	---	---	0
AO	6802.0	B	482506	7119533	2.6	3.0	7.1	4.1	9.1	28.8	3.5	70	8
AP	6830.2	D	483501	7119341	4.4	5.8	3.2	4.2	12.6	12.5	3.4	42	8
AQ	6834.9	B	483725	7119344	3.9	7.3	4.5	7.5	19.7	41.3	1.9	49	8
AR	6866.1	B?	485196	7119461	1.7	1.2	1.0	0.2	1.4	0.1	---	---	0
AS	6882.9	B?	485940	7119432	0.9	1.7	1.1	1.1	1.7	13.6	1.1	99	8
AT	6943.4	S	488772	7119419	1.0	1.6	1.1	2.3	3.8	18.6	---	---	0
AU	7013.8	S?	491975	7119398	0.5	4.6	1.3	7.6	5.9	60.1	0.5	10	0
AV	7028.7	S	492612	7119321	2.7	5.2	2.0	7.9	13.5	59.2	1.7	60	0
AW	7128.5	B?	495445	7119325	0.9	2.5	0.8	0.2	0.4	1.7	1.2	46	8
AX	7135.6	B?	495730	7119289	0.7	3.1	1.4	3.6	0.6	24.2	0.8	25	0
AY	7142.7	B?	496018	7119272	0.9	1.6	1.4	3.7	5.7	20.6	---	---	71
AZ	7183.9	B?	497913	7119338	0.3	3.5	1.7	3.7	1.8	22.7	---	---	7
BA	7222.1	B?	499363	7119264	1.1	3.8	0.5	4.0	0.9	23.1	1.0	27	0
BB	7234.3	S	499777	7119264	2.6	6.6	3.4	8.3	7.0	58.2	---	---	1
BC	7245.6	B?	500122	7119325	1.7	2.5	0.6	3.7	4.5	24.7	---	---	0
LINE 19080													
A	3984.7	B?	475663	7114702	2.8	1.2	1.4	0.6	1.5	4.6	---	---	0
B	3975.7	B?	476098	7114743	0.6	5.0	1.9	6.2	5.4	46.8	0.5	10	0
C	3925.1	B?	478274	7114684	1.1	1.5	1.2	1.5	1.2	9.7	---	---	5
D	3897.9	B	479562	7114647	2.0	10.0	1.4	8.1	8.6	63.2	0.9	16	3
E	3882.2	B?	480322	7114649	0.5	1.0	0.5	0.5	1.5	2.2	---	---	4
F	3872.9	B?	480735	7114654	0.8	3.8	1.3	6.0	10.0	38.3	0.8	17	5
G	3864.4	D	481084	7114645	2.6	7.5	4.3	5.0	11.3	37.2	1.6	25	5
H	3856.9	D	481393	7114649	0.3	2.1	0.4	2.4	0.0	17.1	0.5	15	6
I	3852.0	B?	481606	7114655	4.2	2.6	2.5	1.7	4.2	15.3	---	---	0
J	3842.8	S?	482066	7114661	1.0	2.5	2.2	4.7	0.7	33.9	---	---	10
K	3827.2	H	482874	7114601	1.0	3.2	1.1	3.2	10.1	17.8	---	---	0
L	3808.9	B?	483783	7114574	1.8	0.1	0.2	4.5	4.8	31.8	---	---	1
M	3805.7	B?	483923	7114587	1.6	2.7	2.8	14.6	25.2	93.4	1.6	75	5
N	3801.6	B?	484097	7114600	1.6	10.9	2.9	15.2	26.6	96.8	0.7	8	0
O	3790.8	B?	484593	7114636	0.8	2.0	1.3	2.4	5.8	11.8	---	---	5
P	3744.5	B?	486372	7114564	4.9	1.1	2.8	2.4	2.3	14.7	---	---	0
Q	3732.8	S	486896	7114620	3.8	1.4	1.4	2.7	0.9	26.5	---	---	0

CX = COAXIAL
CP = COPLANAR

Note: EM values shown above are local amplitudes

*Estimated Depth may be unreliable because the stronger part of the conductor may be deeper or to one side of the flight line, or because of a shallow dip or magnetite/overburden effects

JOB 659

EM Anomaly List

Label	Fid	Interp	XUTM m	YUTM m	CX 1104 HZ Real ppm	CX 1104 HZ Quad ppm	CP 877 HZ Real ppm	CP 877 HZ Quad ppm	CP 7180 HZ Real ppm	CP 7180 HZ Quad ppm	Vertical Dike COND siemens	Vertical Dike DEPTH* m	Mag. Corr NT
LINE 19080													
R	3677.6	B?	489031	7114512	2.0	4.0	2.1	3.8	10.7	20.2	0.4	0	5
S	3650.3	B?	490086	7114600	0.6	3.5	1.0	6.4	11.2	43.6	---	---	0
T	3644.9	B?	490280	7114595	1.2	4.3	0.9	4.1	5.6	23.6	1.0	29	0
U	3549.0	B?	493640	7114505	3.7	3.8	0.9	3.8	2.8	29.9	---	---	0
V	3536.7	B?	494136	7114516	3.1	1.3	0.4	1.8	3.5	13.0	---	---	0
W	3502.6	S?	495518	7114467	2.8	5.2	2.2	8.8	8.7	63.8	---	---	0
X	3493.7	D	495892	7114411	1.3	2.4	0.7	0.7	4.8	2.3	1.4	74	0
Y	3482.8	B	496326	7114405	1.3	4.8	1.6	9.3	9.3	60.4	1.0	20	0
Z	3393.3	B?	500096	7114410	2.0	4.9	0.7	4.6	4.6	33.8	1.6	37	5
LINE 19081													
A	5202.5	S?	424325	7115329	0.0	2.1	8.1	4.0	6.5	18.9	---	---	0
B	5180.0	M	425456	7115292	0.4	2.8	0.2	2.8	0.7	23.2	---	---	0
C	5172.5	M	425820	7115305	2.3	0.7	3.3	2.0	3.7	6.8	---	---	97
D	5159.0	S?	426467	7115309	0.1	1.9	5.6	1.2	3.8	4.4	---	---	0
E	5110.0	M	428468	7115307	0.8	0.1	0.1	0.7	0.0	1.1	---	---	0
F	5099.4	B?	428838	7115361	6.7	4.6	8.4	3.5	16.6	23.0	---	---	0
G	5091.4	B?	429121	7115373	1.2	1.0	2.4	2.4	3.3	9.0	---	---	0
H	5083.8	B	429407	7115325	12.4	1.8	24.1	4.4	23.0	11.2	98.6	34	19
I	5081.1	B	429509	7115287	10.3	1.8	23.8	6.1	22.0	24.1	68.0	50	0
J	5076.8	B	429661	7115198	0.0	1.9	5.5	3.3	5.6	16.4	---	---	0
K	5059.0	B?	430267	7115043	1.0	1.1	0.8	2.4	0.0	8.4	---	---	0
L	5049.5	B?	430647	7115069	4.0	2.1	5.8	1.6	10.2	8.1	---	---	0
M	5040.0	S?	431134	7115097	0.0	3.1	0.0	2.0	0.4	12.1	---	---	0
N	5021.0	M	432089	7115253	0.3	6.2	0.5	6.8	0.3	36.2	---	---	0
O	5006.2	B	432761	7115443	4.0	7.4	2.8	9.7	22.3	48.9	---	---	0
P	4989.5	D	433629	7115436	1.1	2.2	0.5	2.3	2.9	16.9	1.2	79	0
Q	4978.0	D	434149	7115371	0.9	3.6	0.4	3.2	6.5	16.9	0.9	12	0
R	4973.6	D	434337	7115346	0.7	2.3	0.4	1.5	2.2	9.8	---	---	0
S	4955.4	D	435023	7115248	4.7	5.1	10.9	6.5	6.6	36.4	4.6	49	159
T	4941.2	B?	435513	7115212	2.0	3.2	0.7	3.0	2.3	17.9	1.9	68	0
U	4934.5	B?	435782	7115200	0.6	1.1	3.6	0.3	9.6	1.7	1.4	90	0
V	4924.2	S	436231	7115184	5.5	2.9	2.8	3.3	4.0	32.8	---	---	0
W	4912.7	S?	436790	7115183	2.3	2.7	2.8	1.9	2.0	16.2	---	---	0
X	4857.5	M	439049	7115160	8.4	0.5	20.8	1.8	20.8	3.9	---	---	0
Y	4819.0	M	440560	7115107	2.2	1.4	6.7	2.7	6.0	12.9	---	---	0
Z	4809.0	M	440808	7115107	0.7	0.2	1.5	0.9	1.0	0.0	---	---	0
AA	4792.2	B	441380	7115115	1.3	2.9	5.0	4.0	9.1	12.2	---	---	0
AB	4765.7	D	442530	7115153	2.0	4.2	2.3	4.0	2.0	26.1	1.8	44	0
AC	4757.7	D	442876	7115138	7.9	0.5	13.5	0.6	12.6	1.0	333.9	59	19
AD	4753.5	M	443024	7115122	5.4	0.1	6.7	0.8	4.5	11.1	---	---	101
AE	4748.4	S?	443187	7115102	5.2	4.2	7.8	5.1	6.4	33.1	---	---	0
AF	4702.6	B	445152	7115172	8.4	3.3	22.5	6.0	27.5	3.7	24.2	39	20
AG	4670.0	S	446522	7115016	0.1	5.1	0.1	6.9	3.4	48.8	---	---	19
AH	4638.4	B?	447901	7115043	0.4	1.8	0.6	1.9	6.5	14.1	---	---	0
AI	4627.6	D	448367	7115064	6.9	7.8	11.1	9.6	26.5	9.5	5.0	32	19

CX = COAXIAL
CP = COPLANAR

Note: EM values shown above are local amplitudes

*Estimated Depth may be unreliable because the stronger part of the conductor may be deeper or to one side of the flight line, or because of a shallow dip or magnetite/overburden effects

JOB 659

EM Anomaly List

Label	Fid	Interp	XUTM m	YUTM m	CX 1104 HZ Real ppm	CX 1104 HZ Quad ppm	CP 877 HZ Real ppm	CP 877 HZ Quad ppm	CP 7180 HZ Real ppm	CP 7180 HZ Quad ppm	Vertical Dike COND siemens	Vertical Dike DEPTH* m	Mag. Corr NT
LINE 19081													
AJ	4580.8	M	450363	7114951	0.3	2.6	0.8	2.6	0.9	8.4	---	---	368
AK	4566.0	S?	451084	7115011	2.2	1.3	1.3	1.9	0.8	12.9	---	---	0
AL	4563.7	B?	451196	7115026	2.2	2.3	1.2	1.4	0.4	12.0	4.0	71	0
AM	4551.1	B?	451821	7115079	0.0	2.5	0.3	3.5	3.2	27.3	---	---	19
AN	4547.4	B?	451988	7115074	0.3	3.3	0.3	3.2	2.7	21.5	---	---	0
AO	4543.0	B?	452169	7115056	1.8	0.4	0.7	2.5	4.2	0.3	---	---	0
AP	4538.1	B?	452353	7115035	1.0	4.7	0.4	3.7	6.6	25.1	0.8	22	0
AQ	4533.3	B?	452529	7115020	2.1	2.9	1.1	2.3	4.3	13.4	---	---	0
AR	4518.7	B?	453105	7114983	0.7	1.8	0.2	1.7	0.1	11.2	---	---	20
AS	4505.4	B?	453657	7114980	1.1	1.3	1.1	1.4	3.7	8.7	2.5	88	19
AT	4496.4	B?	454062	7114989	0.8	4.0	1.7	3.1	7.9	21.1	---	---	0
AU	4491.2	B?	454310	7114994	0.8	2.4	0.9	2.8	5.8	15.8	---	---	0
AV	4418.9	S?	457554	7115042	0.6	2.4	0.1	2.1	5.3	14.8	---	---	0
AW	4348.8	B	460772	7114876	0.3	3.5	2.8	3.8	12.3	3.8	---	---	0
AX	4313.2	B	462060	7114877	4.1	10.6	3.0	14.2	41.9	70.8	2.0	21	19
AY	4300.7	B	462505	7114838	1.1	3.5	1.5	3.6	4.7	36.3	1.1	18	0
AZ	4296.2	B	462721	7114834	0.5	4.3	2.3	4.5	10.4	27.4	---	---	19
BA	4282.6	S?	463331	7114867	0.8	3.5	1.0	4.3	8.1	21.7	---	---	0
LINE 19082													
A	9011.0	M	468390	7114760	0.9	2.0	2.8	6.6	3.0	16.1	---	---	0
B	9030.1	B?	469185	7114801	8.4	3.7	8.2	2.4	13.5	17.5	20.7	38	0
C	9036.0	B?	469422	7114794	9.0	2.6	11.5	1.9	16.2	43.3	---	---	0
D	9045.0	M	469769	7114795	0.8	1.9	0.9	3.2	0.2	11.5	---	---	13
E	9057.0	B?	470210	7114819	11.9	3.8	19.1	5.5	17.6	30.7	---	---	31
F	9062.0	B?	470438	7114817	14.6	3.4	25.2	5.4	21.8	30.1	---	---	0
G	9068.4	B	470740	7114805	12.6	2.0	25.0	0.0	23.7	3.4	87.3	37	40
H	9076.5	M	471111	7114797	0.4	1.5	0.4	3.2	0.6	9.2	---	---	0
I	9083.4	B	471417	7114776	13.4	4.2	23.1	2.4	31.7	22.3	40.2	25	0
J	9085.2	B	471493	7114764	13.6	4.5	21.1	5.9	35.6	43.2	37.3	25	0
K	9090.0	M	471696	7114735	3.9	1.7	6.6	7.3	9.0	54.5	---	---	9
L	9093.2	B?	471824	7114713	8.1	2.2	17.5	2.6	15.7	19.9	---	---	40
M	9099.0	M	472043	7114681	1.5	0.2	9.0	1.1	8.9	6.4	---	---	147
N	9102.3	D	472178	7114670	7.1	1.3	11.3	1.1	9.4	3.2	---	---	20
O	9108.1	B?	472455	7114666	3.4	3.3	10.3	3.9	13.4	22.0	---	---	40
P	9114.5	S	472777	7114682	0.1	1.3	11.6	2.8	11.9	5.1	---	---	0
Q	9115.0	M	472801	7114683	0.3	1.3	10.2	2.8	0.0	5.3	---	---	0
R	9120.0	E	473032	7114699	12.7	3.1	18.6	2.1	23.7	19.8	58.9	23	0
S	9131.9	B?	473544	7114732	1.2	1.0	1.8	0.9	6.5	0.2	---	---	0
T	9158.0	M	474532	7114714	2.9	1.0	0.0	1.2	0.3	4.5	---	---	23
U	9177.1	S?	475407	7114708	2.4	5.6	1.7	7.4	10.6	59.0	1.8	36	40
V	9181.7	B?	475638	7114703	2.7	0.1	1.6	6.5	9.4	51.6	---	---	0
W	9191.7	B?	476115	7114709	4.9	4.8	2.3	5.0	3.2	41.6	5.4	53	0
X	9198.5	B?	476394	7114713	2.2	6.6	2.8	8.4	6.3	52.3	1.5	27	40

CX = COAXIAL
CP = COPLANAR

Note: EM values shown above are local amplitudes

*Estimated Depth may be unreliable because the stronger part of the conductor may be deeper or to one side of the flight line, or because of a shallow dip or magnetite/overburden effects

EM Anomaly List

Label	Fid	Interp	XUTM m	YUTM m	CX 1104 HZ Real ppm	CX 1104 HZ Quad ppm	CP 877 HZ Real ppm	CP 877 HZ Quad ppm	CP 7180 HZ Real ppm	CP 7180 HZ Quad ppm	Vertical Dike COND siemens	Vertical Dike DEPTH* m	Mag. Corr NT
LINE 19083													
A	4574.3	S?	464367	7114875	0.4	3.2	2.7	3.3	1.6	26.5	---	---	20
B	4626.4	S?	465993	7114885	1.6	6.7	1.3	9.9	10.0	68.7	---	---	20
C	4639.2	S?	466510	7114842	0.5	1.8	0.3	1.4	2.6	8.8	---	---	0
D	4669.0	M	467411	7114838	1.3	1.1	4.1	0.2	2.8	1.6	---	---	0
E	4671.0	M	467466	7114843	0.0	0.7	4.1	1.5	2.8	2.6	---	---	121
F	4678.4	B?	467697	7114852	2.5	3.3	12.8	3.1	13.5	26.2	2.7	71	0
G	4682.0	M	467825	7114853	11.1	0.5	11.4	2.4	0.3	27.6	---	---	0
H	4692.5	M	468170	7114844	0.7	1.5	1.6	2.7	1.3	12.8	---	---	106
I	4695.6	B?	468264	7114842	8.0	2.2	18.9	2.7	15.5	18.0	39.7	47	20
J	4706.0	M	468598	7114843	1.5	0.7	4.0	0.8	4.7	1.1	---	---	166
K	4715.9	B?	468973	7114830	5.3	3.9	9.3	3.0	9.4	25.8	---	---	0
L	4732.5	M	469643	7114761	0.4	3.4	1.4	3.2	1.1	26.8	---	---	87
M	4740.0	M	469891	7114724	1.3	0.3	0.3	1.9	0.3	6.3	---	---	18
N	4745.9	B?	470094	7114718	16.0	1.4	27.9	0.3	24.3	5.3	1.0	0	0
LINE 19090													
A	882.0	S?	424196	7110520	0.2	3.1	1.8	3.8	0.1	21.7	---	---	121
B	889.0	B?	424476	7110524	5.6	0.6	6.4	0.3	4.7	12.2	111.5	55	0
C	921.9	S?	426074	7110475	5.6	5.6	9.3	6.3	22.2	52.6	---	---	0
D	922.0	M	426078	7110475	5.5	5.6	9.3	6.3	22.2	52.6	---	---	0
E	938.0	M	426786	7110447	1.8	5.0	4.3	8.1	5.2	50.7	---	---	0
F	944.3	S?	427064	7110439	0.4	6.8	2.4	10.9	2.5	76.1	---	---	0
G	959.0	M	427672	7110453	14.7	1.7	33.8	5.4	16.6	11.0	---	---	0
H	977.5	M	428399	7110427	10.0	1.0	24.6	3.5	20.8	6.3	---	---	27
I	979.6	B?	428488	7110423	15.7	3.8	29.7	4.0	28.7	16.8	63.5	24	0
J	986.0	M	428759	7110417	0.2	4.9	4.4	7.1	9.7	47.0	---	---	225
K	987.8	B?	428833	7110417	9.8	4.9	19.0	7.1	12.1	46.8	18.2	30	27
L	992.0	M	428994	7110416	17.0	0.7	35.2	4.7	25.9	18.4	---	---	0
M	1006.3	B?	429533	7110426	1.9	4.0	4.9	3.2	8.4	21.8	1.9	44	0
N	1012.5	M	429773	7110425	1.8	2.2	7.0	0.6	5.9	8.9	---	---	0
O	1030.0	S?	430432	7110401	1.7	4.1	5.4	8.9	5.0	42.2	---	---	242
P	1095.0	S	433175	7110369	0.8	4.2	0.9	4.6	4.4	35.8	---	---	0
Q	1106.5	B?	433547	7110392	2.7	2.7	1.0	1.0	4.0	7.9	4.3	56	17
R	1118.3	D	433995	7110410	3.7	4.9	1.6	3.7	7.4	23.0	---	---	0
S	1136.9	B?	434865	7110389	1.9	6.2	2.6	5.0	15.8	27.6	1.3	23	0
T	1175.0	M	436617	7110338	1.0	1.3	1.1	2.8	2.8	11.9	---	---	0
U	1267.0	M	440236	7110266	0.0	2.5	17.7	5.4	16.7	19.1	---	---	0
V	1280.0	M	440810	7110298	0.0	3.0	27.3	6.6	28.2	28.3	---	---	0
W	1294.0	M	441414	7110312	0.1	2.8	2.0	5.0	0.2	33.1	---	---	0
X	1312.5	M	442241	7110282	2.2	2.4	3.9	6.1	2.6	22.3	---	---	0
Y	1330.0	S?	443063	7110219	2.0	1.3	1.0	2.5	0.2	15.4	---	---	84
Z	1384.7	B?	445548	7110220	2.1	2.8	2.8	3.2	10.3	14.4	---	---	23
LINE 19091													
A	1765.0	S?	442283	7110293	4.3	2.8	6.6	4.5	5.1	22.7	---	---	0

CX = COAXIAL
CP = COPLANAR

Note: EM values shown above are local amplitudes

*Estimated Depth may be unreliable because the stronger part of the conductor may be deeper or to one side of the flight line, or because of a shallow dip or magnetite/overburden effects

JOB 659

EM Anomaly List

Label	Fid	Interp	XUTM m	YUTM m	CX 1104 HZ Real ppm	CX 1104 HZ Quad ppm	CP 877 HZ Real ppm	CP 877 HZ Quad ppm	CP 7180 HZ Real ppm	CP 7180 HZ Quad ppm	Vertical Dike COND siemens	Vertical Dike DEPTH* m	Mag. Corr NT
LINE 19091													
B	1785.0	S?	443089	7110256	0.8	1.7	0.6	4.0	0.8	20.5	---	---	87
C	1818.0	S	444430	7110226	0.3	2.4	0.7	2.9	2.4	24.9	---	---	0
D	1852.4	S?	445873	7110227	1.0	2.2	1.1	3.0	10.1	10.8	---	---	0
E	1860.6	B?	446227	7110220	0.6	2.6	0.6	3.7	7.8	25.3	0.8	16	0
F	1884.6	S?	447216	7110197	1.1	6.5	2.4	8.6	19.6	43.7	0.7	4	0
G	1915.0	B?	448355	7110168	0.7	2.0	0.8	4.4	1.6	19.8	---	---	0
H	1920.9	B?	448529	7110171	5.9	1.9	17.2	1.4	15.7	7.2	29.3	42	18
I	1958.1	S?	449769	7110255	1.4	4.6	2.0	4.5	10.7	26.0	---	---	0
J	1979.0	D	450502	7110176	10.0	3.5	14.8	5.8	25.7	35.1	30.6	37	18
K	1981.0	M	450583	7110165	0.0	0.2	0.6	2.0	12.4	41.8	---	---	29
L	1985.0	B?	450748	7110151	8.7	0.3	14.1	0.2	11.0	1.8	---	---	18
M	2005.3	B?	451508	7110150	10.0	2.7	12.8	1.2	9.4	7.9	46.9	30	18
N	2013.0	B?	451816	7110156	5.3	9.1	8.6	17.2	17.9	89.0	2.4	47	0
O	2014.7	B	451886	7110156	12.6	9.4	26.4	17.2	17.9	87.6	---	---	0
P	2022.0	M	452196	7110149	4.7	6.6	7.0	12.1	13.0	74.8	---	---	100
Q	2034.3	B?	452745	7110149	0.7	7.9	0.4	10.5	16.1	65.5	---	---	0
R	2037.4	B?	452877	7110150	0.8	5.4	1.6	8.4	15.4	54.4	0.6	9	66
S	2054.7	S?	453581	7110144	1.8	6.6	3.5	8.5	9.7	50.3	1.1	24	33
T	2065.0	B?	453933	7110132	0.4	3.3	3.3	8.0	14.8	56.2	0.4	0	0
U	2070.6	B?	454146	7110120	5.4	2.5	0.2	2.2	5.0	4.5	16.8	30	0
V	2071.0	M	454163	7110119	5.4	2.0	1.7	1.0	1.3	1.0	---	---	0
W	2087.2	D	454857	7110118	2.6	5.7	2.3	7.4	17.9	39.1	1.9	34	15
X	2091.3	D	455029	7110125	1.8	5.2	1.9	8.9	22.4	24.3	1.4	30	8
Y	2107.2	B	455693	7110132	5.8	26.1	7.8	29.9	68.2	131.6	1.4	0	18
Z	2113.3	S?	455948	7110125	3.4	4.9	8.0	40.0	18.4	27.4	---	---	0
AA	2125.7	B?	456483	7110106	6.2	23.7	17.3	37.7	98.1	125.9	1.7	6	0
AB	2132.8	B	456784	7110103	4.7	7.6	9.2	18.5	53.7	43.7	---	---	0
AC	2178.4	B?	458305	7110083	4.7	1.1	3.4	0.9	0.6	5.4	---	---	0
AD	2196.0	M	458983	7110070	0.1	0.4	3.5	1.8	3.4	10.0	---	---	0
AE	2207.7	S?	459372	7110075	0.7	8.5	0.7	14.0	10.8	105.7	0.4	10	0
AF	2226.7	D	460082	7110094	0.3	4.7	0.5	4.4	8.3	25.4	0.4	0	18
AG	2240.3	B?	460666	7110111	0.8	1.8	0.3	1.6	0.9	11.0	---	---	0
AH	2280.8	B?	461996	7110004	1.1	2.1	0.5	2.9	2.8	18.3	---	---	0
AI	2288.1	D	462264	7109978	1.7	6.8	2.0	5.2	9.7	33.5	1.0	23	0
AJ	2295.3	D	462555	7109978	3.3	4.4	1.8	6.6	28.5	18.4	3.1	35	0
AK	2306.7	D	463014	7109986	3.2	9.1	5.9	7.0	21.7	33.5	1.7	15	18
AL	2311.4	D	463212	7109989	1.5	5.3	4.7	8.2	17.9	29.1	1.1	27	16
AM	2357.2	B?	464780	7110069	1.4	7.6	2.3	10.5	25.4	82.4	0.8	19	0
AN	2385.9	D	465914	7109939	5.4	2.0	1.5	2.0	3.8	12.2	23.0	43	0
AO	2407.2	S?	466769	7109969	0.6	2.3	1.1	2.7	6.8	12.9	0.9	13	0
AP	2539.7	S?	471684	7109993	1.0	3.2	1.7	2.2	2.1	15.8	---	---	18
AQ	2760.0	S?	479559	7109976	1.4	1.3	2.4	2.3	2.6	9.9	---	---	18
AR	2831.6	B	482677	7109844	3.1	4.6	1.1	3.9	5.2	25.7	2.5	57	0
AS	2837.7	B	482984	7109795	1.5	2.6	0.9	1.7	0.9	20.3	---	---	0
AT	2841.6	B	483187	7109772	2.6	2.7	1.7	2.8	7.6	18.7	---	---	18
AU	2843.8	B?	483304	7109766	0.3	1.5	2.5	2.8	7.6	18.7	---	---	0

CX = COAXIAL
CP = COPLANAR

Note: EM values shown above are local amplitudes

*Estimated Depth may be unreliable because the stronger part of the conductor may be deeper or to one side of the flight line, or because of a shallow dip or magnetite/overburden effects

JOB 659

EM Anomaly List

Label	Fid	Interp	XUTM m	YUTM m	CX 1104 HZ Real ppm	CX 1104 HZ Quad ppm	CP 877 HZ Real ppm	CP 877 HZ Quad ppm	CP 7180 HZ Real ppm	CP 7180 HZ Quad ppm	Vertical Dike COND siemens	Vertical Dike DEPTH* m	Mag. Corr NT
LINE 19091													
AV	2847.5	D	483495	7109764	2.5	3.7	0.6	3.0	8.6	14.2	2.3	57	0
AW	2869.9	D	484483	7109776	1.4	4.9	2.3	3.6	9.6	27.7	1.1	26	0
AX	2879.8	B?	484820	7109783	0.1	7.4	1.4	8.3	5.2	62.2	0.4	10	0
AY	2907.8	S?	485783	7109698	0.2	4.4	1.8	4.2	4.5	28.8	---	---	0
AZ	2929.2	S?	486731	7109719	1.0	2.0	1.3	2.4	6.9	12.5	---	---	0
BA	2941.4	S?	487309	7109750	1.2	1.0	0.3	1.4	0.1	10.9	---	---	0
BB	3004.6	D	490210	7109691	1.2	4.2	1.4	5.6	9.9	38.6	---	---	0
BC	3021.0	S?	491078	7109701	0.2	2.1	0.2	1.6	3.2	12.7	---	---	0
BD	3050.0	M	492174	7109748	0.8	2.6	0.0	2.5	0.0	21.2	---	---	0
BE	3058.5	B?	492419	7109714	4.3	3.5	7.2	3.1	7.2	22.8	---	---	18
BF	3069.0	M	492819	7109626	1.9	0.4	1.1	1.9	6.3	8.8	---	---	0
BG	3117.4	D	494542	7109695	2.9	9.0	2.5	5.9	12.3	34.3	1.5	16	18
BH	3124.5	D	494863	7109688	4.3	1.1	11.6	1.2	7.9	11.9	---	---	0
BI	3132.8	B?	495116	7109701	2.8	3.1	8.5	6.2	6.8	34.0	---	---	18
BJ	3199.0	B	497605	7109586	3.5	8.3	7.7	7.9	19.5	47.5	2.1	21	0
BK	3205.0	D	497865	7109587	2.9	3.8	5.9	5.8	4.5	24.2	3.0	57	0
BL	3210.1	D	498098	7109585	6.3	15.9	8.2	19.4	50.3	83.6	2.3	19	18
BM	3228.9	B?	498909	7109610	31.9	2.0	56.1	1.6	47.6	10.5	459.0	31	0
BN	3235.0	B?	499179	7109613	12.1	4.1	14.9	5.6	17.6	37.6	34.7	27	0
BO	3236.0	M	499226	7109614	0.5	4.1	1.3	5.8	0.9	37.6	---	---	1160
BP	3244.0	M	499541	7109616	8.4	1.1	5.2	3.8	7.0	6.6	---	---	0
LINE 19100													
A	5527.4	B?	470245	7105145	1.3	1.3	1.0	1.0	1.6	5.9	---	---	0
B	5442.0	B	474143	7105080	1.9	2.1	0.6	2.0	5.6	5.4	---	---	0
C	5415.0	B	475450	7105114	1.6	1.3	4.7	2.2	7.0	3.3	---	---	0
D	5372.7	B?	477441	7105075	0.6	1.6	0.9	0.5	1.8	2.8	---	---	3
E	5325.9	B?	479294	7105016	1.0	2.4	0.6	2.5	6.6	17.8	---	---	0
F	5320.4	D	479524	7105028	0.3	2.5	0.9	2.0	4.7	10.9	---	---	0
G	5272.3	B?	481454	7105011	2.0	2.1	0.8	1.9	3.5	13.7	---	---	3
H	5267.8	B?	481621	7105014	0.7	1.5	0.3	1.5	1.3	10.2	---	---	0
I	5257.5	B?	482053	7105007	1.2	1.6	0.4	1.0	2.0	6.8	---	---	0
J	5228.5	B	483208	7104998	4.0	6.4	1.7	5.2	16.2	32.7	2.4	48	3
K	5219.3	B	483602	7104962	4.1	11.9	3.3	13.4	39.5	55.3	1.8	10	3
L	5026.0	D	492123	7104873	0.8	2.4	0.6	0.9	1.2	10.4	1.1	33	3
M	4956.4	D	495227	7104917	1.5	4.7	1.0	7.3	21.6	27.3	1.2	17	0
N	4952.5	D	495409	7104910	2.7	5.9	2.0	7.4	21.7	24.2	2.0	20	0
O	4948.3	D	495605	7104894	1.1	10.7	1.6	10.8	23.8	68.7	0.5	0	0
P	4931.7	B?	496376	7104845	1.4	2.7	1.0	2.2	8.7	5.5	---	---	0
Q	4891.4	B?	497997	7104750	1.4	4.1	1.1	4.9	10.9	25.7	---	---	0
R	4888.0	B?	498109	7104736	1.2	4.0	0.5	2.6	4.4	19.4	1.1	27	0
S	4859.1	B?	499213	7104746	2.0	2.1	1.4	1.9	4.3	13.3	---	---	3
T	4853.1	D	499430	7104806	1.0	5.4	1.7	4.1	10.2	23.0	0.7	7	0
U	4818.8	B?	499940	7105019	0.7	1.3	1.2	2.0	3.2	17.9	---	---	0
V	4792.4	D	500271	7105034	2.4	2.7	0.5	1.5	4.5	8.8	3.5	62	0
W	4782.5	D	500438	7105112	3.3	4.5	0.8	1.6	5.1	13.3	2.9	47	0

CX = COAXIAL
CP = COPLANAR

Note: EM values shown above are local amplitudes

*Estimated Depth may be unreliable because the stronger part of the conductor may be deeper or to one side of the flight line, or because of a shallow dip or magnetite/overburden effects

JOB 659

EM Anomaly List

Label	Fid	Interp	XUTM m	YUTM m	CX 1104 Hz Real ppm	CX 1104 Hz Quad ppm	CP 877 Hz Real ppm	CP 877 Hz Quad ppm	CP 7180 Hz Real ppm	CP 7180 Hz Quad ppm	Vertical Dike COND siemens	Vertical Dike DEPTH* m	Mag. Corr NT
LINE 19101													
A	6652.9	S?	423574	7105660	0.0	6.1	1.5	8.4	11.8	45.9	---	---	38
B	6649.0	S?	423782	7105688	1.4	5.0	4.0	5.1	9.8	32.4	---	---	38
C	6613.6	B?	425299	7105568	0.9	1.9	0.2	1.5	1.5	9.1	---	---	0
D	6581.3	B?	426477	7105602	11.5	2.5	18.7	1.4	16.7	14.4	67.3	38	31
E	6569.0	M	426615	7105586	7.5	1.1	12.3	2.2	9.7	9.0	---	---	0
F	6530.9	D	427395	7105634	2.6	2.0	5.7	0.7	5.2	8.4	---	---	0
G	6520.0	M	427612	7105640	0.8	0.6	6.5	2.2	5.9	2.4	---	---	0
H	6510.0	M	427851	7105643	3.0	0.7	0.8	1.1	1.3	5.1	---	---	53
I	6491.4	B?	428527	7105644	7.8	1.7	16.4	2.7	14.6	6.7	---	---	0
J	6489.0	M	428619	7105641	0.8	1.5	0.7	2.7	0.7	10.9	---	---	588
K	6474.0	B?	429266	7105595	2.2	6.9	6.4	5.2	11.5	32.7	---	---	0
L	6461.0	M	429919	7105562	0.1	1.7	2.0	2.6	0.6	11.1	---	---	257
M	6440.0	M	431039	7105613	0.5	0.5	0.7	0.2	0.4	2.9	---	---	0
N	6406.0	M	432667	7105539	0.7	0.5	2.1	1.3	2.3	0.1	---	---	83
O	6396.2	B?	433120	7105564	7.3	3.6	16.6	3.3	15.0	28.2	---	---	38
P	6391.5	M	433335	7105579	3.3	0.4	0.4	1.2	0.8	4.9	---	---	104
Q	6387.5	B?	433518	7105587	5.9	0.5	7.1	1.8	4.3	4.8	---	---	31
R	6385.5	M	433612	7105591	13.4	0.3	28.4	1.2	25.3	2.4	---	---	0
S	6378.0	M	433991	7105592	10.8	1.7	19.5	3.8	14.8	18.0	---	---	0
T	6371.4	B?	434320	7105571	15.0	3.4	25.6	4.0	20.2	28.0	68.7	25	0
U	6357.0	M	434926	7105534	2.9	0.5	4.0	1.0	3.7	0.7	---	---	0
V	6341.0	M	435656	7105507	0.0	0.4	0.2	1.9	1.0	10.1	---	---	0
W	6330.0	M	436113	7105512	3.6	1.5	18.8	1.8	16.5	6.5	---	---	0
X	6327.5	D	436216	7105516	7.5	0.6	18.8	0.9	16.6	5.9	---	---	38
Y	6323.4	B?	436402	7105518	1.7	2.3	4.5	2.7	3.7	15.8	---	---	0
Z	6321.0	B?	436510	7105520	2.6	0.6	2.8	2.5	2.5	13.1	---	---	45
AA	6316.3	B?	436709	7105525	0.7	0.8	1.4	2.6	1.2	16.4	---	---	0
AB	6305.0	M	437197	7105521	12.8	0.9	25.0	0.7	22.2	2.2	---	---	0
AC	6299.5	B?	437460	7105512	9.0	3.1	14.9	2.9	12.5	12.2	30.2	37	34
AD	6297.0	M	437587	7105514	2.1	2.4	3.2	3.4	2.8	11.1	---	---	131
AE	6286.0	M	438145	7105522	2.9	0.6	6.6	1.7	1.8	4.1	---	---	54
AF	6283.7	B?	438253	7105522	2.9	0.6	6.6	1.6	5.2	5.6	---	---	19
AG	6267.2	D	438897	7105516	2.9	2.4	4.1	1.1	2.8	8.6	5.6	44	0
AH	6248.0	M	439731	7105488	4.5	7.0	10.0	7.7	11.3	47.8	---	---	0
AI	6246.0	D	439824	7105488	4.5	7.0	10.0	7.1	11.3	47.8	2.7	54	0
AJ	6238.6	D	440144	7105497	9.5	0.3	20.5	1.2	17.4	3.0	880.6	61	38
AK	6234.0	M	440335	7105494	1.6	1.4	4.4	1.5	3.5	4.0	---	---	89
AL	6228.5	D	440571	7105486	10.4	2.6	17.0	2.6	21.4	25.6	---	---	0
AM	6207.0	M	441513	7105489	5.1	5.5	9.1	9.2	20.2	54.8	---	---	2
AN	6198.4	B?	441903	7105488	0.5	6.3	0.5	8.6	16.2	49.7	---	---	29
AO	6184.0	M	442505	7105474	0.1	1.3	4.4	1.2	0.7	5.4	---	---	63
AP	6149.2	D	443907	7105441	1.8	1.9	3.4	1.4	5.5	10.7	---	---	38
AQ	6135.0	M	444540	7105440	1.2	1.9	0.2	1.2	0.0	29.0	---	---	0
AR	6120.3	B	445249	7105426	10.6	19.2	18.5	40.8	77.6	198.5	2.8	26	0
AS	6118.3	B	445351	7105424	11.1	30.5	19.1	42.1	93.2	200.3	---	---	38

CX = COAXIAL
CP = COPLANAR

Note: EM values shown above are local amplitudes

*Estimated Depth may be unreliable because the stronger part of the conductor may be deeper or to one side of the flight line, or because of a shallow dip or magnetite/overburden effects

EM Anomaly List

Label	Fid	Interp	XUTM m	YUTM m	CX 1104 HZ Real ppm	CX 1104 HZ Quad ppm	CP 877 HZ Real ppm	CP 877 HZ Quad ppm	CP 7180 HZ Real ppm	CP 7180 HZ Quad ppm	Vertical Dike COND siemens	Vertical Dike DEPTH* m	Mag. Corr NT
LINE 19101													
AT	6115.7	D	445482	7105421	7.1	31.8	14.8	42.1	96.1	215.8	1.5	6	91
AU	6112.1	B	445661	7105413	6.4	31.5	10.2	44.4	102.9	221.0	1.4	4	38
AV	6108.9	E	445811	7105407	3.6	18.9	4.3	21.4	54.0	113.2	1.1	1	0
AW	6100.9	B	446153	7105397	3.3	2.2	4.4	0.9	5.6	6.0	8.2	45	0
AX	6094.5	B	446399	7105403	2.1	1.9	3.8	0.3	3.8	3.2	4.7	64	0
AY	6078.0	M	447099	7105403	6.8	1.2	3.5	1.7	2.9	6.6	---	---	80
AZ	6063.0	M	447679	7105389	2.5	0.9	6.8	0.7	6.4	3.4	---	---	0
BA	6046.0	M	448449	7105364	0.2	0.6	8.2	1.4	3.7	4.0	---	---	0
BB	6025.0	M	449312	7105421	3.7	0.6	2.0	1.3	1.6	3.3	---	---	0
BC	6021.1	B?	449465	7105425	7.7	1.1	19.1	5.1	18.5	31.9	---	---	38
BD	5982.9	E	451171	7105346	8.0	16.3	10.5	23.5	74.2	115.2	3.0	14	0
BE	5980.1	B	451287	7105346	7.0	16.3	10.5	23.5	74.2	115.2	2.6	9	0
BF	5976.6	B	451439	7105348	10.0	10.6	5.9	13.4	54.8	50.5	6.1	19	0
BG	5974.6	B	451525	7105349	2.4	12.0	5.9	16.2	55.1	56.4	1.0	0	38
BH	5965.7	B	451889	7105357	0.0	16.3	9.7	49.3	158.1	168.0	0.4	0	78
BI	5961.3	B	452068	7105373	33.0	50.8	42.8	73.7	212.8	185.4	5.2	7	0
BJ	5958.2	B	452203	7105383	10.6	21.7	21.5	23.9	60.3	57.7	3.3	2	0
BK	5951.8	B	452485	7105399	11.5	7.4	24.7	7.6	28.4	19.0	13.2	27	0
BL	5947.4	B	452679	7105419	11.8	22.8	19.2	35.3	94.4	166.2	2.6	26	0
BM	5942.7	B	452879	7105433	3.3	11.5	5.9	15.4	47.3	65.6	1.4	8	0
BN	5934.2	D	453237	7105422	3.6	2.6	2.8	2.3	7.5	5.3	7.6	52	0
BO	5925.8	B	453618	7105373	5.5	18.9	10.1	27.5	67.0	101.3	1.7	12	0
BP	5905.3	B	454550	7105294	46.9	108.5	84.6	163.3	372.6	483.2	4.9	0	0
BQ	5900.8	B	454775	7105301	36.1	70.9	45.1	90.1	266.0	255.6	3.7	16	38
BR	5885.2	B	455516	7105361	5.2	44.4	11.7	63.5	88.7	458.8	0.8	1	0
BS	5878.0	B	455879	7105364	1.9	4.2	4.6	6.3	21.4	33.2	1.7	41	38
BT	5867.6	D	456394	7105299	0.0	5.8	0.7	4.7	4.3	31.3	0.4	2	38
BU	5840.9	B?	457467	7105248	0.9	1.5	2.1	0.9	4.6	1.2	---	---	0
BV	5802.5	M	459025	7105343	0.1	0.6	3.2	1.8	5.1	26.5	---	---	0
BW	5780.6	B?	459999	7105278	1.9	1.2	1.1	1.5	2.3	23.2	---	---	0
BX	5774.8	B?	460263	7105251	1.1	2.3	0.4	1.7	1.6	15.0	---	---	0
BY	5742.3	D	461301	7105251	2.0	3.4	0.9	4.2	2.4	25.4	---	---	0
BZ	5708.2	B	462494	7105236	6.7	26.3	10.1	39.0	127.0	152.2	1.7	0	38
CA	5698.6	B	462958	7105180	5.9	15.4	7.3	23.4	61.3	103.2	2.2	3	38
LINE 19102													
A	577.5	B	462536	7105182	10.9	51.9	15.0	74.3	223.8	319.7	1.7	0	13
B	586.8	B	462952	7105213	3.5	11.6	4.0	10.2	18.3	44.9	1.5	16	0
C	589.3	B	463059	7105221	4.4	20.7	8.3	29.4	73.9	131.4	1.2	2	0
D	592.8	D	463207	7105229	5.3	15.6	7.3	27.4	75.6	88.1	2.0	5	0
E	604.6	B?	463625	7105219	1.3	1.7	0.9	1.4	1.4	5.9	---	---	0
F	660.2	D	465272	7105159	0.7	1.8	0.2	1.4	1.6	8.8	---	---	0
G	678.6	D	465860	7105130	0.6	1.2	1.7	0.6	1.7	3.8	---	---	0
H	721.0	M	467426	7105119	0.5	1.4	1.0	0.9	0.9	3.5	---	---	27

CX = COAXIAL
CP = COPLANAR

Note:EM values shown above are local amplitudes

*Estimated Depth may be unreliable because the stronger part of the conductor may be deeper or to one side of the flight line, or because of a shallow dip or magnetite/overburden effects

JOB 659

EM Anomaly List

Label	Fid	Interp	XUTM m	YUTM m	CX 1104 HZ Real ppm	CX 1104 HZ Quad ppm	CP 877 HZ Real ppm	CP 877 HZ Quad ppm	CP 7180 HZ Real ppm	CP 7180 HZ Quad ppm	Vertical Dike COND siemens	Vertical Dike DEPTH* m	Mag. Corr NT
LINE 19110													
A	3334.8	S?	445798	7100462	0.7	4.1	0.8	4.6	10.5	24.9	---	---	0
B	3358.9	B	446891	7100495	2.5	2.4	3.9	2.4	8.3	16.7	---	---	0
C	3374.6	B	447495	7100534	0.1	2.8	0.1	3.1	1.2	20.6	---	---	90
D	3413.8	B?	449248	7100539	2.3	3.2	2.2	3.8	5.8	22.9	2.5	60	0
E	3416.0	B?	449353	7100537	2.7	3.0	2.7	3.6	9.2	22.4	---	---	0
F	3432.2	B?	450114	7100531	0.1	0.4	0.2	0.2	0.4	13.6	---	---	0
G	3442.8	B	450639	7100536	4.4	4.8	3.4	3.1	9.6	16.2	4.3	39	21
H	3518.0	B?	454185	7100504	4.5	2.3	0.9	2.1	2.2	14.3	13.4	43	0
I	3525.2	B	454502	7100489	0.9	4.3	1.4	3.9	13.6	16.3	0.9	0	0
J	3536.7	B	455027	7100478	1.8	3.4	0.9	3.3	5.9	23.6	---	---	2
K	3541.8	B	455240	7100474	5.2	4.1	1.2	5.1	7.7	35.2	7.7	35	6
L	3547.4	B	455485	7100469	0.0	3.2	1.6	2.0	14.0	7.4	0.4	0	21
M	3569.4	B?	456366	7100457	0.8	1.7	0.2	0.9	1.8	7.0	---	---	98
N	3598.5	B?	457460	7100500	1.2	5.1	2.0	4.5	2.4	32.4	0.9	18	0
O	3610.9	B?	458048	7100535	2.7	1.7	1.4	0.7	0.9	6.8	---	---	91
P	3615.0	B?	458224	7100529	2.6	3.9	2.8	4.0	6.1	21.2	---	---	0
Q	3619.3	B	458399	7100510	1.1	8.4	2.3	7.2	14.4	48.5	0.5	0	10
R	3623.5	B?	458582	7100491	2.7	0.0	3.1	7.3	13.9	49.3	---	---	0
S	3666.9	B	460521	7100417	2.7	8.5	5.4	13.1	41.0	64.6	1.5	8	0
T	3752.8	B?	463361	7100360	2.7	3.2	2.2	0.9	4.7	9.6	3.5	46	0
U	3794.9	B?	465189	7100407	3.4	3.9	3.9	4.9	10.0	40.4	---	---	156
V	3820.4	B?	466162	7100362	1.8	1.6	1.6	0.4	2.1	4.6	---	---	21
W	3846.1	D	467159	7100283	1.7	1.0	2.2	3.5	10.6	3.0	1.0	0	0
LINE 19111													
A	4489.0	B?	496216	7100025	5.5	1.4	9.2	1.6	8.6	10.0	---	---	0
B	4497.0	M	496502	7100003	1.0	0.6	1.0	1.3	0.5	1.2	---	---	0
C	4525.2	B	497626	7100062	1.3	6.1	1.7	7.1	18.7	46.2	0.8	13	0
D	4528.4	B	497802	7100049	2.7	7.3	0.6	7.5	0.3	48.8	1.7	21	0
E	4533.0	D	498061	7100010	3.6	2.9	3.9	3.0	12.5	6.2	---	---	0
F	4536.4	B	498244	7099977	0.7	4.6	2.5	6.8	23.1	23.8	0.6	0	50
G	4588.7	B	500416	7100099	0.5	1.5	2.3	2.2	13.1	11.7	---	---	0
LINE 19112													
A	987.6	B?	466138	7100351	4.8	3.9	13.4	3.4	12.5	26.6	---	---	0
B	1009.2	D	466874	7100294	3.2	6.9	5.2	9.0	31.6	50.0	2.1	29	19
C	1020.0	D	467288	7100251	3.2	4.8	3.7	5.3	22.0	18.7	2.6	56	0
D	1023.7	D	467404	7100239	5.2	4.0	4.3	2.4	13.1	14.9	8.0	47	19
E	1056.2	B?	468486	7100326	1.2	1.8	2.2	1.4	0.4	10.3	---	---	19
F	1057.5	M	468543	7100327	0.0	1.8	14.0	3.3	0.4	15.9	---	---	0
G	1082.6	B?	469570	7100315	0.2	3.8	3.2	5.3	2.5	35.8	---	---	19
H	1085.6	B?	469671	7100312	8.0	2.8	19.3	6.6	16.2	21.1	---	---	23
I	1095.4	B?	470003	7100312	2.3	2.7	3.8	2.3	3.7	13.1	3.3	73	19
J	1145.6	D	472139	7100264	4.3	22.9	12.0	43.6	125.2	134.2	1.1	7	19
K	1150.5	B	472342	7100267	18.2	28.7	21.6	41.5	126.5	124.0	4.2	17	13

CX = COAXIAL
CP = COPLANAR

Note: EM values shown above are local amplitudes

*Estimated Depth may be unreliable because the stronger part of the conductor may be deeper or to one side of the flight line, or because of a shallow dip or magnetite/overburden effects

EM Anomaly List

Label	Fid	Interp	XUTM m	YUTM m	CX 1104 HZ Real ppm	CX 1104 HZ Quad ppm	CP 877 HZ Real ppm	CP 877 HZ Quad ppm	CP 7180 HZ Real ppm	CP 7180 HZ Quad ppm	Vertical COND siemens	Dike DEPTH* m	Mag. Corr NT
LINE 19112													
L	1175.8	S?	473402	7100216	3.0	2.2	4.5	1.0	4.5	8.7	6.9	65	0
M	1229.9	B?	475731	7100260	0.4	1.1	0.7	1.5	1.6	3.7	0.2	0	19
N	1232.5	M	475839	7100246	1.1	0.8	2.7	3.2	1.9	4.8	---	---	0
O	1260.7	E	477041	7100163	2.0	3.0	1.4	2.8	7.4	14.3	---	---	19
P	1273.6	D	477542	7100199	1.5	4.1	2.5	3.9	13.1	23.8	1.4	35	16
Q	1286.0	D	478040	7100235	2.4	6.7	2.4	5.0	9.9	37.6	1.6	26	0
R	1319.7	D	479403	7100205	0.0	0.9	0.0	0.2	0.0	0.8	---	---	19
S	1326.0	D	479618	7100190	1.3	1.6	1.0	1.0	1.4	6.1	---	---	19
T	1329.1	B	479726	7100183	2.1	3.9	3.8	3.3	3.2	24.6	1.6	74	0
U	1333.9	B	479897	7100172	0.4	9.1	1.1	11.9	11.5	82.5	---	---	39
V	1338.3	B	480065	7100163	2.9	2.3	6.8	11.7	6.3	79.9	6.3	68	19
W	1345.5	B?	480378	7100168	0.8	2.2	1.0	1.4	0.1	13.5	---	---	19
X	1347.8	B?	480484	7100172	1.9	1.6	0.5	1.4	0.3	13.5	---	---	14
Y	1355.9	S	480899	7100183	0.4	2.6	0.5	3.0	5.1	19.8	---	---	0
Z	1385.1	B?	482317	7100137	3.3	4.0	1.0	3.7	5.7	22.1	3.5	58	17
AA	1422.4	B?	484006	7100142	3.1	8.9	2.3	8.6	16.3	51.9	1.7	15	0
AB	1475.3	S?	486151	7100144	1.7	4.8	0.8	4.9	6.6	28.1	1.4	30	0
AC	1543.0	M	488812	7100133	6.1	1.8	4.4	0.5	7.3	2.0	---	---	2
AD	1562.5	M	489750	7100119	3.0	1.4	7.0	4.3	5.5	16.9	---	---	79
AE	1564.6	B?	489832	7100116	9.7	1.8	18.2	4.3	15.1	17.3	---	---	0
AF	1582.0	M	490453	7100050	1.3	5.0	0.6	5.7	9.6	42.4	---	---	19
AG	1583.1	S?	490501	7100045	1.3	5.3	0.8	5.7	9.6	42.5	0.9	21	0
AH	1596.0	S?	491123	7099985	0.7	8.0	1.7	8.7	12.8	60.0	0.4	4	0
AI	1612.5	S?	491932	7099993	4.3	4.6	2.5	4.4	8.4	43.4	---	---	0
AJ	1622.9	S?	492475	7100044	2.8	4.7	1.4	4.1	11.5	24.3	---	---	0
AK	1649.5	D	493503	7100076	0.4	3.3	1.1	2.4	4.1	16.7	0.5	12	19
AL	1688.4	B?	495115	7099923	101.2	2.4	246.3	6.6	240.8	54.8	---	---	944
AM	1694.8	M	495396	7099919	34.0	0.5	76.1	13.9	66.6	0.4	---	---	19
AN	1699.9	D	495608	7099923	89.4	2.4	181.9	0.4	159.8	19.7	999.0	20	19
AO	1704.0	M	495770	7099927	0.0	1.1	0.9	8.9	0.6	12.6	---	---	1155
AP	1714.6	B?	496148	7099932	68.4	8.4	83.9	5.0	87.1	93.1	221.6	22	0
AQ	1720.0	M	496321	7099931	36.5	4.0	76.3	13.0	71.3	60.9	---	---	0
AR	1732.4	M	496693	7099909	11.0	1.2	32.9	1.6	30.6	14.0	---	---	19
AS	1736.0	M	496791	7099904	0.0	1.3	32.9	5.7	30.6	10.9	---	---	26
LINE 19120													
A	2572.3	T	471954	7095362	2.2	7.2	0.4	6.9	16.4	36.9	---	---	0
B	2556.2	B?	472475	7095431	1.4	4.5	3.1	7.1	17.5	29.3	---	---	8
C	2552.0	D	472631	7095449	1.4	9.6	5.1	14.8	43.8	33.8	0.6	0	0
D	2550.4	D	472693	7095456	0.3	8.7	5.1	14.8	43.8	33.8	0.4	0	8
E	2545.6	B	472885	7095476	4.5	10.8	9.9	23.3	67.0	95.8	---	---	0
F	2538.4	B	473152	7095502	1.4	2.6	2.2	4.3	11.9	20.7	---	---	0
G	2487.1	D	475063	7095409	0.9	3.9	1.4	3.5	6.8	16.7	0.8	17	8
H	2480.3	D	475345	7095409	1.8	2.0	1.1	0.5	1.2	3.5	---	---	0
I	2474.0	B	475617	7095401	2.0	3.0	3.1	2.7	10.0	14.4	---	---	0
J	2466.2	B	475957	7095399	1.9	2.3	1.7	2.4	4.0	10.9	2.9	61	0

CX = COAXIAL
CP = COPLANAR

Note: EM values shown above are local amplitudes

*Estimated Depth may be unreliable because the stronger part of the conductor may be deeper or to one side of the flight line, or because of a shallow dip or magnetite/overburden effects

JOB 659

EM Anomaly List

Label	Fid	Interp	XUTM m	YUTM m	CX 1104 HZ Real ppm	CX 1104 HZ Quad ppm	CP 877 HZ Real ppm	CP 877 HZ Quad ppm	CP 7180 HZ Real ppm	CP 7180 HZ Quad ppm	Vertical Dike COND siemens	Vertical Dike DEPTH* m	Mag. Corr NT
LINE 19120													
K	2391.2	D	479264	7095399	1.5	4.7	1.8	4.6	7.8	32.0	---	---	0
L	2375.0	M	480029	7095383	1.7	1.9	7.8	3.6	5.5	28.0	---	---	0
M	2362.7	D	480579	7095369	1.6	2.1	0.2	0.3	3.6	3.5	2.3	67	0
N	2330.4	B?	482154	7095344	2.6	2.6	1.2	2.2	3.7	14.4	4.3	59	6
O	2300.3	B?	483625	7095312	1.9	4.1	1.0	4.4	3.5	25.1	---	---	12
P	2280.0	M	484494	7095300	5.7	4.4	15.1	5.4	11.4	38.7	---	---	0
Q	2272.0	B?	484804	7095306	5.6	2.3	12.0	2.6	9.9	10.9	---	---	0
R	2270.0	M	484891	7095311	0.0	2.5	0.4	2.6	7.0	10.8	---	---	8
S	2269.0	B?	484936	7095313	0.0	2.5	0.4	1.2	13.5	7.7	0.4	7	8
T	2256.6	B?	485556	7095323	0.8	1.4	1.4	1.4	10.0	0.9	1.2	88	8
U	2220.5	S?	487152	7095244	0.8	8.8	1.0	10.4	11.5	69.7	---	---	0
V	2198.9	B?	487840	7095245	2.5	3.5	5.1	3.3	3.7	22.9	---	---	128
W	2187.5	B?	488202	7095259	2.2	2.7	0.7	3.5	0.3	25.6	2.8	69	201
X	2140.0	S	490060	7095249	0.4	1.4	0.6	1.0	2.1	10.2	---	---	6
Y	2120.4	D	490987	7095259	2.9	3.4	0.9	1.5	0.6	14.9	3.5	57	0
Z	2100.9	D	491768	7095186	0.5	1.7	0.6	0.8	2.9	6.5	---	---	0
AA	2074.9	D	492857	7095141	0.6	3.6	0.3	2.1	4.2	23.3	---	---	8
AB	2067.4	D	493225	7095168	2.5	1.5	0.6	1.6	0.7	9.1	---	---	0
AC	2051.2	B?	493888	7095217	3.8	3.6	2.1	3.6	9.5	5.1	5.3	49	0
AD	2045.3	D	494114	7095223	1.7	3.1	1.3	3.4	4.0	21.2	1.5	77	0
AE	2039.3	B?	494346	7095214	2.9	0.7	0.6	0.7	4.7	0.1	---	---	0
AF	2016.4	B?	495409	7095191	0.3	1.6	0.7	0.4	1.3	4.6	---	---	0
AG	1983.7	S?	497017	7095130	0.6	2.0	0.4	2.0	1.2	14.0	---	---	0
AH	1955.2	B?	498070	7095120	1.3	4.7	2.0	6.9	18.2	40.3	1.1	22	0
AI	1943.4	B?	498471	7095152	3.1	3.7	2.3	4.9	23.9	15.7	3.5	45	0
AJ	1933.8	B?	498812	7095182	3.1	0.7	3.7	0.0	17.2	3.1	---	---	0
AK	1927.6	B	499014	7095192	1.5	7.8	6.5	11.3	21.3	65.8	0.8	10	8
AL	1924.2	B	499134	7095198	1.2	7.8	7.0	11.3	21.3	65.8	0.7	14	0
AM	1914.7	B	499468	7095165	2.8	5.1	5.2	4.0	19.3	26.1	1.7	54	0
AN	1908.8	B	499667	7095110	1.8	6.5	5.0	6.6	21.8	22.7	1.2	23	0
AO	1903.5	B	499825	7095063	0.8	4.6	4.6	5.2	12.9	17.6	0.6	0	0
AP	1895.3	D	499977	7095092	4.0	4.4	1.9	6.0	10.3	27.1	4.2	40	0
AQ	1887.3	B	500156	7095217	5.5	7.5	10.8	11.1	32.0	23.3	3.5	8	0
LINE 19121													
A	3043.0	M	451964	7095687	2.3	1.6	4.6	5.1	3.2	28.6	---	---	0
B	3037.1	B?	452248	7095678	1.1	6.6	11.3	5.3	22.0	40.1	---	---	0
C	2975.2	S?	454780	7095692	0.2	9.3	0.8	11.2	9.3	81.7	---	---	23
D	2958.0	B	455455	7095677	7.2	22.3	15.3	31.7	104.0	149.6	2.1	10	29
E	2949.1	B	455808	7095678	10.9	18.5	19.5	22.7	73.2	111.3	3.1	33	0
F	2941.3	B?	456134	7095687	0.0	7.8	0.7	15.7	22.0	96.4	---	---	0
G	2937.9	B?	456276	7095684	0.5	12.1	1.7	13.8	22.8	85.0	0.4	6	29
H	2934.1	B	456446	7095677	5.4	5.7	9.8	4.8	21.7	29.1	4.9	42	0
I	2929.4	B	456658	7095668	4.3	6.1	6.6	7.2	6.8	42.7	3.0	49	29
J	2926.9	B	456771	7095664	0.0	4.3	3.2	5.9	5.4	34.4	---	---	0
K	2908.0	M	457590	7095640	4.4	0.6	1.0	1.7	8.3	2.8	---	---	0

CX = COAXIAL
CP = COPLANAR

Note: EM values shown above are local amplitudes

*Estimated Depth may be unreliable because the stronger part of the conductor may be deeper or to one side of the flight line, or because of a shallow dip or magnetite/overburden effects

JOB 659

EM Anomaly List

Label	Fid	Interp	XUTM m	YUTM m	CX 1104 HZ Real ppm	CX 1104 HZ Quad ppm	CP 877 HZ Real ppm	CP 877 HZ Quad ppm	CP 7180 HZ Real ppm	CP 7180 HZ Quad ppm	Vertical Dike COND siemens	Vertical Dike DEPTH* m	Mag. Corr NT
LINE 19121													
L	2899.9	S?	457952	7095614	3.1	3.3	4.3	4.0	4.3	27.2	---	---	29
M	2865.0	S?	459723	7095592	0.9	4.1	3.2	4.7	3.4	30.5	---	---	29
N	2855.4	B?	460105	7095579	1.0	3.3	0.7	2.4	0.4	19.6	1.0	33	18
O	2826.5	S?	461480	7095555	3.4	1.3	3.1	1.7	4.6	10.8	---	---	0
P	2818.4	D	461933	7095520	2.0	2.9	0.7	2.6	1.8	23.0	2.3	75	15
Q	2808.5	B	462460	7095530	1.4	7.3	2.6	7.1	11.0	52.7	0.8	15	0
R	2804.2	B	462663	7095542	1.0	5.9	3.1	5.6	10.2	43.8	0.6	15	0
S	2801.5	B	462783	7095551	1.2	2.9	1.5	2.4	1.8	16.3	1.4	48	0
T	2792.5	D	463135	7095576	3.5	1.0	6.4	2.4	2.7	14.9	---	---	0
U	2786.1	B?	463370	7095587	0.4	4.0	0.5	3.2	5.6	24.9	0.4	0	0
V	2770.6	B?	464072	7095606	1.8	7.0	2.5	9.9	9.9	66.3	1.1	21	0
W	2765.8	B?	464297	7095587	4.1	4.1	4.9	2.0	3.0	29.3	5.0	58	29
X	2758.9	B?	464611	7095544	0.3	4.3	1.1	6.4	8.4	40.3	---	---	10
Y	2756.9	B?	464696	7095526	0.6	6.7	2.1	6.4	8.4	40.3	---	---	0
Z	2751.4	B?	464945	7095482	0.7	3.2	2.7	1.7	3.1	9.9	0.8	24	0
LINE 19122													
A	2491.6	B?	466570	7095511	0.5	3.6	1.8	5.7	8.1	36.6	---	---	8
B	2480.6	B?	467054	7095504	1.6	5.0	4.9	8.1	15.1	51.4	---	---	8
C	2414.9	D	470250	7095424	0.1	1.8	0.3	1.6	0.3	15.2	---	---	0
D	2380.6	B	471620	7095397	5.5	13.9	10.1	21.6	57.0	97.0	2.2	14	0
E	2371.6	B	471979	7095376	1.7	5.2	0.2	4.2	9.1	19.4	1.3	26	0
F	2356.4	B	472501	7095398	5.6	10.4	8.1	15.6	33.4	72.9	2.1	40	8
LINE 19130													
A	545.3	S	450614	7090891	0.6	3.1	1.6	3.1	0.2	23.6	---	---	0
B	587.0	B?	452234	7090850	5.6	2.4	10.1	0.5	5.9	5.1	18.8	47	12
C	592.5	M	452431	7090853	0.2	2.2	1.3	6.4	1.3	29.1	---	---	166
D	599.7	D	452733	7090864	7.7	0.7	16.4	4.8	13.0	32.2	---	---	37
E	614.3	S?	453391	7090861	0.9	9.9	1.6	14.3	1.7	88.0	0.4	10	17
F	619.2	S?	453615	7090863	10.1	2.5	18.3	6.3	22.4	43.5	---	---	0
G	626.3	S?	453941	7090855	0.3	3.5	2.8	4.1	9.7	19.3	---	---	0
H	641.4	B	454615	7090837	1.7	7.8	1.5	8.6	9.5	65.1	---	---	0
I	646.3	B	454847	7090822	3.7	10.0	6.2	9.9	36.2	23.4	1.9	14	0
J	649.5	B	455007	7090812	6.8	14.9	13.7	21.5	66.2	50.1	2.7	17	12
K	652.5	B	455155	7090804	6.6	10.9	13.8	20.9	60.6	41.5	2.7	37	0
L	658.1	B?	455425	7090797	0.2	0.4	3.7	6.1	15.4	3.0	---	---	12
M	668.7	D	455893	7090797	9.9	15.6	15.3	21.0	66.7	75.7	3.4	26	0
N	704.1	B?	457255	7090834	0.1	2.0	0.1	2.5	0.3	16.6	---	---	210
O	784.9	B?	461263	7090783	1.2	2.1	0.4	1.0	2.1	1.7	---	---	9
P	800.3	B?	461931	7090758	1.2	5.0	1.4	6.8	12.3	44.3	0.9	26	11
Q	813.2	B?	462466	7090722	1.6	4.6	2.2	5.3	8.7	36.6	---	---	0
R	821.3	E	462849	7090700	3.3	11.5	6.2	17.2	43.9	96.4	1.4	12	0
S	868.7	B	465093	7090699	7.1	6.6	11.3	8.3	19.6	15.1	6.6	45	0
T	871.9	B	465239	7090704	8.2	13.3	13.9	23.5	52.8	112.0	3.0	39	0
U	880.7	B?	465615	7090723	0.5	4.2	2.2	5.7	19.4	42.5	---	---	17

CX = COAXIAL
CP = COPLANAR

Note: EM values shown above are local amplitudes

*Estimated Depth may be unreliable because the stronger part of the conductor may be deeper or to one side of the flight line, or because of a shallow dip or magnetite/overburden effects

EM Anomaly List

Label	Fid	Interp	XUTM m	YUTM m	CX 1104 HZ Real ppm	CX 1104 HZ Quad ppm	CP 877 HZ Real ppm	CP 877 HZ Quad ppm	CP 7180 HZ Real ppm	CP 7180 HZ Quad ppm	Vertical Dike COND siemens	Vertical Dike DEPTH* m	Mag. Corr NT
LINE 19130													
V	895.2	B?	466172	7090765	3.3	4.1	3.0	4.1	6.9	18.1	3.3	58	0
W	901.9	B?	466483	7090761	3.6	8.1	3.2	11.2	39.7	41.7	2.1	27	0
X	917.1	B	467256	7090679	0.9	3.5	1.5	2.8	4.6	12.9	0.9	24	0
Y	924.2	B	467547	7090645	3.8	1.9	3.1	3.4	14.6	0.8	---	---	12
Z	999.5	B?	470488	7090676	1.5	3.5	1.4	3.0	10.7	11.2	---	---	12
AA	1017.5	D	471059	7090635	1.5	5.1	1.7	2.9	7.3	19.7	1.1	21	32
AB	1037.2	S	471768	7090628	2.1	4.8	2.6	5.5	11.8	36.6	---	---	0
AC	1080.8	B?	473862	7090591	3.3	2.1	1.9	1.9	0.1	11.7	---	---	0
AD	1085.1	B?	474043	7090593	5.5	2.7	1.0	3.0	3.9	17.3	---	---	5
AE	1092.0	B	474342	7090598	1.3	2.8	0.9	2.6	10.8	8.6	---	---	12
AF	1114.5	D	475229	7090600	1.9	7.1	1.0	3.0	5.3	22.4	1.1	10	12
AG	1120.6	B	475437	7090596	3.4	8.1	5.4	11.1	31.7	41.6	2.0	19	0
AH	1123.8	B	475540	7090595	6.0	7.7	7.6	13.8	48.5	49.6	---	---	0
AI	1142.3	B?	476130	7090598	1.8	5.7	2.3	2.4	2.5	22.3	1.3	27	0
AJ	1154.1	S	476598	7090605	0.9	2.7	1.0	2.5	4.2	19.2	---	---	0
AK	1163.1	S?	476984	7090599	3.8	1.5	1.9	1.1	2.5	10.6	---	---	0
AL	1175.8	S?	477572	7090565	3.6	2.8	2.3	2.2	3.8	19.9	---	---	0
AM	1196.8	B?	478525	7090536	2.3	2.4	0.5	2.6	6.9	14.3	3.7	66	6
AN	1217.0	D	479151	7090540	1.6	4.0	1.0	2.3	2.6	19.4	---	---	0
AO	1240.9	S?	480003	7090611	1.1	2.8	1.0	3.3	5.3	36.1	1.2	38	12
AP	1251.0	D	480547	7090602	0.4	4.7	0.4	4.0	5.8	27.6	0.4	0	0
AQ	1255.4	S?	480787	7090574	1.0	4.4	1.4	4.4	8.4	25.6	---	---	12
AR	1258.4	S?	480949	7090550	0.4	2.9	2.5	4.4	8.9	22.9	---	---	0
AS	1263.8	B?	481240	7090513	2.6	5.8	2.4	5.5	8.9	38.1	---	---	0
AT	1265.9	B?	481351	7090499	3.8	8.9	2.6	8.8	21.9	39.6	2.1	26	0
AU	1273.5	B?	481756	7090463	2.5	4.5	4.0	3.4	1.6	24.5	1.8	64	0
AV	1277.5	M	481969	7090457	1.3	4.7	1.0	2.4	2.6	25.1	---	---	0
AW	1284.2	D	482322	7090475	7.2	5.4	18.1	3.4	17.6	19.1	9.1	35	0
AX	1305.5	B	483321	7090541	0.4	2.2	1.4	1.2	5.9	10.9	---	---	10
AY	1326.0	M	484226	7090500	2.7	0.4	0.1	1.7	6.7	3.4	---	---	0
AZ	1338.1	B?	484770	7090510	1.9	1.5	0.9	0.3	2.1	0.2	---	---	0
BA	1353.2	E	485426	7090482	1.3	3.4	1.3	3.8	4.6	22.5	---	---	0
BB	1384.8	E	486822	7090452	5.3	1.9	1.9	0.4	0.9	6.2	---	---	0
BC	1419.4	S?	488553	7090463	1.2	5.1	2.0	5.2	13.5	34.0	---	---	0
BD	1454.2	S?	490150	7090393	0.1	3.7	3.3	4.1	8.5	23.4	---	---	12
BE	1490.6	B	491798	7090424	5.0	6.8	2.4	8.6	32.4	40.8	3.4	33	0
BF	1526.6	B?	493640	7090351	2.3	3.1	0.3	3.4	7.6	20.4	2.7	54	0
BG	1538.5	D	494178	7090370	0.5	3.0	0.1	1.6	0.8	12.8	---	---	7
BH	1564.9	B?	495235	7090393	0.6	1.7	0.2	1.1	2.0	8.8	---	---	0
BI	1574.3	B?	495665	7090357	0.1	0.9	0.5	0.8	0.4	3.2	---	---	0
BJ	1623.3	B?	497844	7090392	0.2	2.4	0.6	2.3	1.8	13.3	---	---	0
BK	1629.1	D	498149	7090396	3.5	1.4	1.1	1.9	3.4	6.0	18.9	48	11
BL	1664.1	S	499927	7090306	2.7	0.7	2.8	1.7	2.3	7.4	---	---	12
LINE 19140													
A	744.8	B	451564	7086116	0.6	2.6	2.5	2.0	7.3	11.0	0.9	30	0

CX = COAXIAL
CP = COPLANAR

Note: EM values shown above are local amplitudes

*Estimated Depth may be unreliable because the stronger part of the conductor may be deeper or to one side of the flight line, or because of a shallow dip or magnetite/overburden effects

EM Anomaly List

Label	Fid	Interp	XUTM m	YUTM m	CX 1104 HZ Real ppm	CX 1104 HZ Quad ppm	CP 877 HZ Real ppm	CP 877 HZ Quad ppm	CP 7180 HZ Real ppm	CP 7180 HZ Quad ppm	Vertical Dike COND siemens	Vertical Dike DEPTH* m	Mag. Corr NT
LINE 19140													
B	755.4	D	451998	7086088	1.2	6.4	1.7	7.4	10.0	40.9	0.8	22	5
C	761.9	B	452244	7086075	1.6	3.2	2.6	7.8	19.1	42.5	1.3	84	0
D	770.5	D	452566	7086057	1.4	4.3	1.2	5.9	1.2	39.6	1.2	38	1
E	780.0	D	452969	7086062	0.8	4.1	1.9	3.5	9.0	20.1	0.7	15	5
F	787.5	B?	453321	7086064	1.6	5.2	1.5	7.6	2.7	48.4	1.2	35	0
G	800.8	B	453950	7086048	2.5	7.9	1.8	7.8	11.0	55.1	1.5	25	0
H	820.6	B	454751	7086060	0.9	4.6	1.8	4.2	12.6	19.5	0.7	17	5
I	830.4	B	455199	7085992	3.1	14.2	5.4	18.5	19.0	106.6	1.2	8	0
J	838.3	B	455549	7085980	1.4	10.2	4.1	16.4	42.4	85.0	0.6	3	5
K	845.5	B	455848	7085977	5.1	35.2	13.3	50.5	78.2	269.8	1.0	5	5
L	853.5	B	456151	7085994	4.6	11.5	6.9	16.3	59.6	45.7	2.2	19	5
M	880.6	D	457154	7085976	1.7	8.1	1.4	8.5	10.6	57.1	0.9	15	0
N	896.5	B	457707	7085958	0.4	3.3	0.8	3.0	7.5	18.6	---	---	0
O	918.7	B	458291	7085968	1.1	2.8	0.7	1.0	2.4	6.2	1.3	54	4
P	931.1	B	458568	7085988	1.9	2.5	0.3	1.7	5.1	13.6	---	---	0
Q	939.5	B	458762	7085979	1.1	1.1	1.4	2.3	0.8	14.9	---	---	0
R	945.3	B	458904	7085963	0.4	1.0	0.9	0.4	0.3	1.3	---	---	0
S	951.2	D	459062	7085947	0.7	2.5	0.3	1.1	0.3	6.3	1.0	38	5
T	955.3	D	459176	7085931	0.8	2.5	0.8	1.5	2.2	7.0	1.1	39	1
U	971.4	D	459686	7085863	1.2	0.9	0.1	1.0	0.3	2.5	5.6	96	20
V	978.7	B	459978	7085840	2.5	2.6	1.9	1.7	1.5	12.1	4.0	69	0
W	983.4	D	460183	7085831	0.5	6.4	0.5	2.9	3.5	28.4	---	---	6
X	986.8	B?	460331	7085831	1.2	1.8	1.3	3.8	6.7	31.2	---	---	0
Y	995.1	B	460664	7085822	0.3	9.2	0.3	11.5	3.8	81.5	---	---	0
Z	1004.3	D	460969	7085815	0.4	4.6	0.4	3.4	1.2	28.4	0.4	11	24
AA	1008.4	D	461099	7085813	1.5	9.7	2.6	9.2	11.6	62.9	---	---	0
AB	1010.3	D	461159	7085812	2.3	8.2	2.8	9.2	12.6	62.9	1.2	26	0
AC	1014.3	B?	461284	7085811	0.1	4.6	0.5	9.8	12.7	67.8	---	---	0
AD	1023.9	D	461604	7085834	4.9	5.4	2.6	4.2	11.4	26.3	4.5	41	30
AE	1068.6	B	463465	7085967	1.9	3.4	1.1	4.1	11.3	19.4	---	---	6
AF	1069.5	B	463510	7085962	1.9	4.2	2.0	4.1	11.3	19.4	1.7	32	6
AG	1092.7	S	464489	7085813	0.2	4.4	1.0	5.4	0.6	34.9	---	---	5
AH	1126.1	S	465771	7085803	0.8	7.0	1.7	11.4	8.2	74.0	---	---	5
AI	1174.4	D	467899	7085935	0.2	1.5	0.4	3.0	7.0	14.3	---	---	0
AJ	1190.6	B	468633	7085825	8.8	10.7	14.0	17.1	51.1	42.9	4.8	27	5
AK	1221.4	D	469336	7085764	9.1	34.2	7.2	39.9	97.2	235.0	1.9	7	0
AL	1244.3	D	470273	7085804	0.8	4.4	1.2	4.1	3.5	21.5	0.7	21	0
AM	1249.4	B	470505	7085793	2.7	4.4	3.7	5.9	14.1	26.6	---	---	5
AN	1250.9	B	470573	7085788	3.2	3.9	4.1	4.3	14.8	37.5	---	---	0
AO	1253.5	B	470688	7085782	2.1	3.0	2.4	6.2	6.3	58.8	2.4	79	0
AP	1266.1	B	471203	7085793	2.1	4.8	6.9	8.6	24.9	19.9	1.7	34	5
AQ	1275.1	D	471588	7085773	1.8	3.1	1.1	0.4	1.3	0.4	1.7	65	0
AR	1282.2	B	471882	7085756	0.7	1.8	5.5	5.5	11.9	7.1	---	---	0
AS	1289.3	B	472176	7085740	1.4	8.0	1.3	12.4	36.8	74.2	---	---	0
AT	1296.4	B	472473	7085737	1.0	4.1	1.4	4.5	10.3	21.1	0.9	13	0
AU	1302.3	B	472719	7085737	1.0	3.1	2.5	3.7	12.9	19.1	---	---	5

CX = COAXIAL
CP = COPLANAR

Note: EM values shown above are local amplitudes

*Estimated Depth may be unreliable because the stronger part of the conductor may be deeper or to one side of the flight line, or because of a shallow dip or magnetite/overburden effects

JOB 659

EM Anomaly List

Label	Fid	Interp	XUTM m	YUTM m	CX 1104 HZ Real ppm	CX 1104 HZ Quad ppm	CP 877 HZ Real ppm	CP 877 HZ Quad ppm	CP 7180 HZ Real ppm	CP 7180 HZ Quad ppm	Vertical Dike COND siemens	Vertical Dike DEPTH* m	Mag. Corr NT
LINE 19140													
AV	1343.0	B	474395	7085751	3.5	6.8	3.4	9.8	16.9	37.6	1.7	58	5
AW	1361.4	S?	475024	7085792	4.7	0.9	1.7	2.5	1.7	14.9	46.5	78	10
AX	1432.0	B	477112	7085691	6.6	12.4	10.4	16.4	47.5	43.7	2.3	26	0
AY	1435.1	B	477256	7085685	5.2	6.9	10.8	16.4	47.5	3.2	3.5	26	0
AZ	1443.2	B	477575	7085674	5.0	10.5	6.0	9.9	31.5	49.1	2.5	18	0
BA	1465.3	B?	478416	7085613	2.2	1.2	0.4	1.4	0.0	9.4	---	---	8
BB	1483.7	D	479051	7085545	1.4	1.6	0.3	2.6	2.1	12.5	---	---	0
BC	1515.7	B?	480324	7085619	1.5	3.2	1.3	3.0	1.9	19.9	1.6	53	0
BD	1521.5	B?	480590	7085648	2.8	1.0	0.8	0.9	4.3	4.1	---	---	4
BE	1529.4	B?	480957	7085690	0.0	1.9	1.3	0.7	9.2	6.1	0.4	3	5
BF	1533.0	B	481105	7085710	0.4	1.4	2.5	2.9	3.8	10.8	---	---	45
BG	1535.3	D	481193	7085724	5.2	3.6	7.8	1.8	4.5	11.8	9.2	53	0
BH	1541.3	D	481402	7085751	1.4	4.7	1.2	4.2	3.2	25.2	1.1	35	0
BI	1547.4	B	481615	7085759	3.5	9.1	3.8	8.9	24.2	50.0	1.9	27	0
BJ	1554.0	B?	481865	7085746	3.7	12.8	6.2	18.8	46.9	77.4	---	---	0
BK	1592.5	B	483388	7085542	4.8	11.1	8.8	17.5	31.6	64.8	---	---	5
BL	1603.2	B	483792	7085513	3.5	1.3	4.7	1.6	6.9	4.6	---	---	0
BM	1686.6	B?	486914	7085681	0.5	2.0	1.1	0.6	6.8	6.1	0.9	18	5
BN	1693.0	B?	487203	7085669	4.2	10.0	7.0	15.4	6.4	75.2	---	---	4
BO	1699.9	D	487528	7085647	5.1	4.8	5.2	8.5	19.7	31.8	5.7	51	15
BP	1786.5	S	491356	7085477	0.1	5.3	0.2	6.7	5.3	57.3	---	---	0
BQ	1947.5	S	498574	7085470	0.3	3.5	0.6	6.5	7.5	40.9	---	---	0
BR	1990.6	S?	500326	7085537	0.4	9.4	2.4	14.0	16.3	99.6	0.4	3	0

CX = COAXIAL
CP = COPLANAR

Note: EM values shown above are local amplitudes

*Estimated Depth may be unreliable because the stronger part of the conductor may be deeper or to one side of the flight line, or because of a shallow dip or magnetite/overburden effects